



MONTHLY RETAIL MARKET ASSESSMENT HIGHLIGHTS

26 December 2023 to 25 January 2024

RCOA

SUMMARY OF OBSERVATION

- The MERALCO Group is the top market participant group with highest percentage share for the number of Contestable Customers. However, in terms of served energy consumption, the Ayala Group has the highest percentage share.
- All forty (40) switches were due to the expiry of supply contracts.
- One (1) Retail Electricity Supplier (RES) ended up without an active contract.
- The Central Negros Electric Cooperative, Inc. registered as a Supplier of Last Resort in the program.

AT A GLANCE



Total no. of Registered
Contestable Customers
(CC)

1,998  **0.35%**




Total no. of Registered
Suppliers with Active
Contract

35  **2.78%**



Total no. of CC that
Switched to other
Supplier

40  **0.75%**



Total CC's Electricity
Consumption, in terms of
GWh

1,748  **4.20%**

1,998

Total Registered



COMMERCIAL
1,064 Customers

Previous Month
1,058 Customers



INDUSTRIAL
934 Customers

Previous Month
933 Customers

Luzon

1,747

Previous Month 1,742

Visayas

251

Previous Month 249



500-749kW

310 Customers

Previous Month

303 Customers

750-999kW

430 Customers

Previous Month

429 Customers

**1MW
& ABOVE**

1,258 Customers

Previous Month

1,259 Customers

RETAIL ELECTRICITY SUPPLIERS

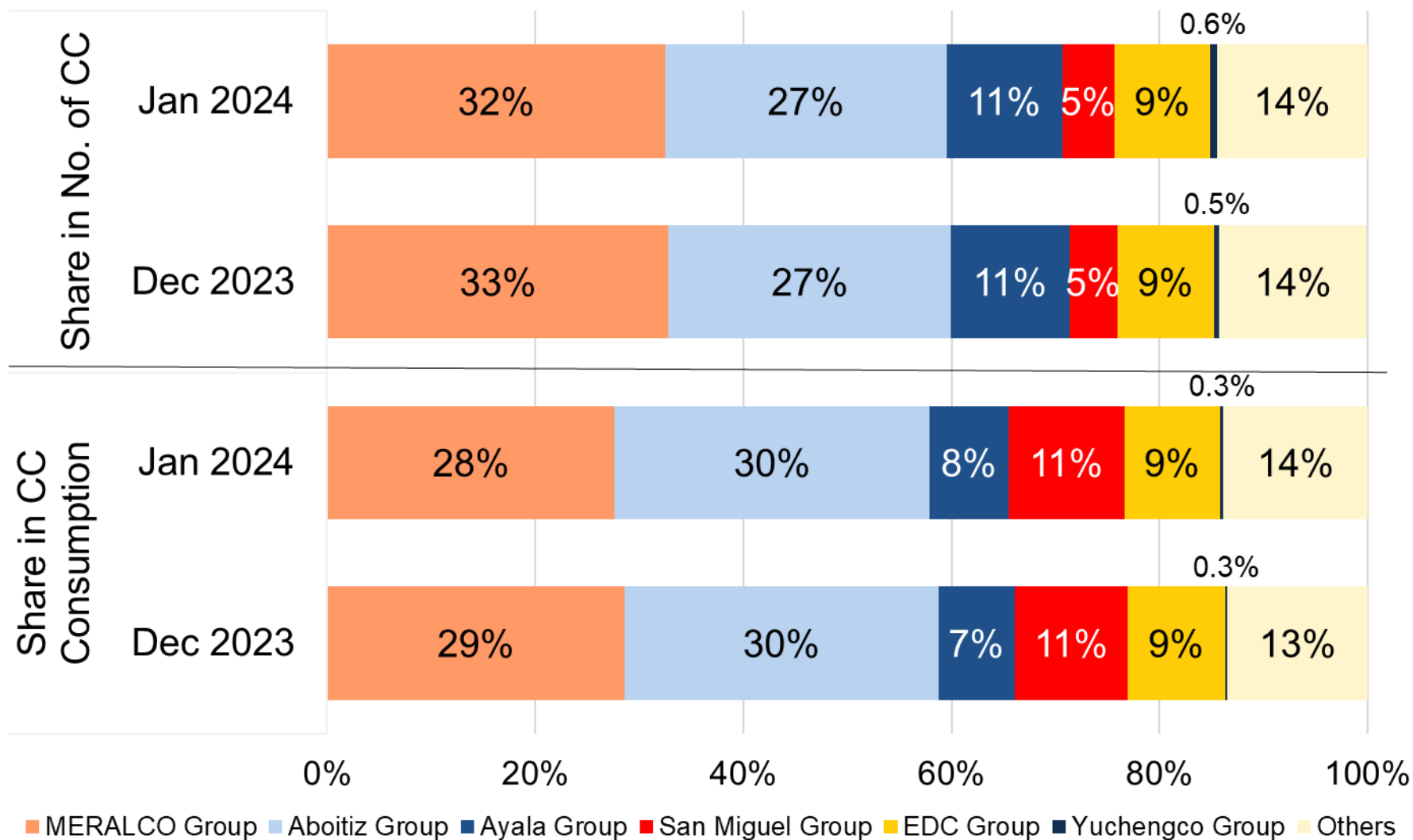
	Licensed/ Authorized	Registered	With Active Contract
R _{etail} E _{lectricity} S _{upplier}	47	40	32
Previous Month	47	40	33
L _{ocal} R _{etail} E _{lectricity} S _{upplier}	29	15	3
Previous Month	29	15	3
S _{upplier} O _f L _{ast} R _{esort}	47	27	0
Previous Month	47	26	0



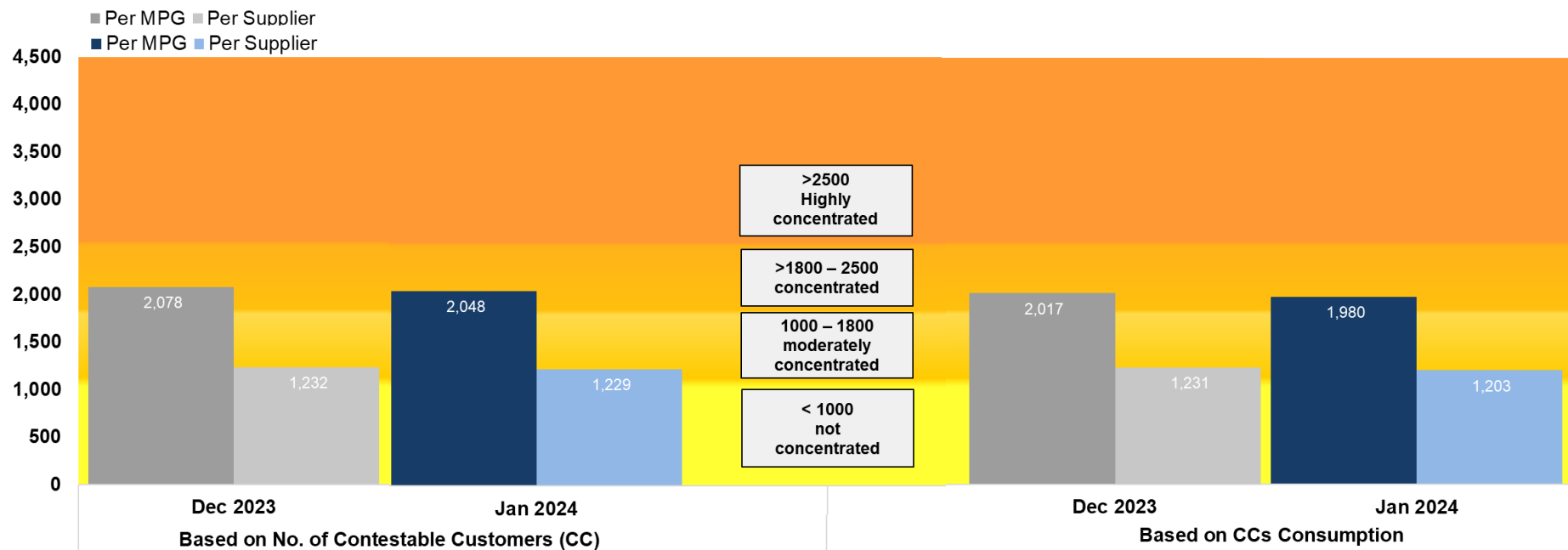
MONTHLY CONSUMPTION



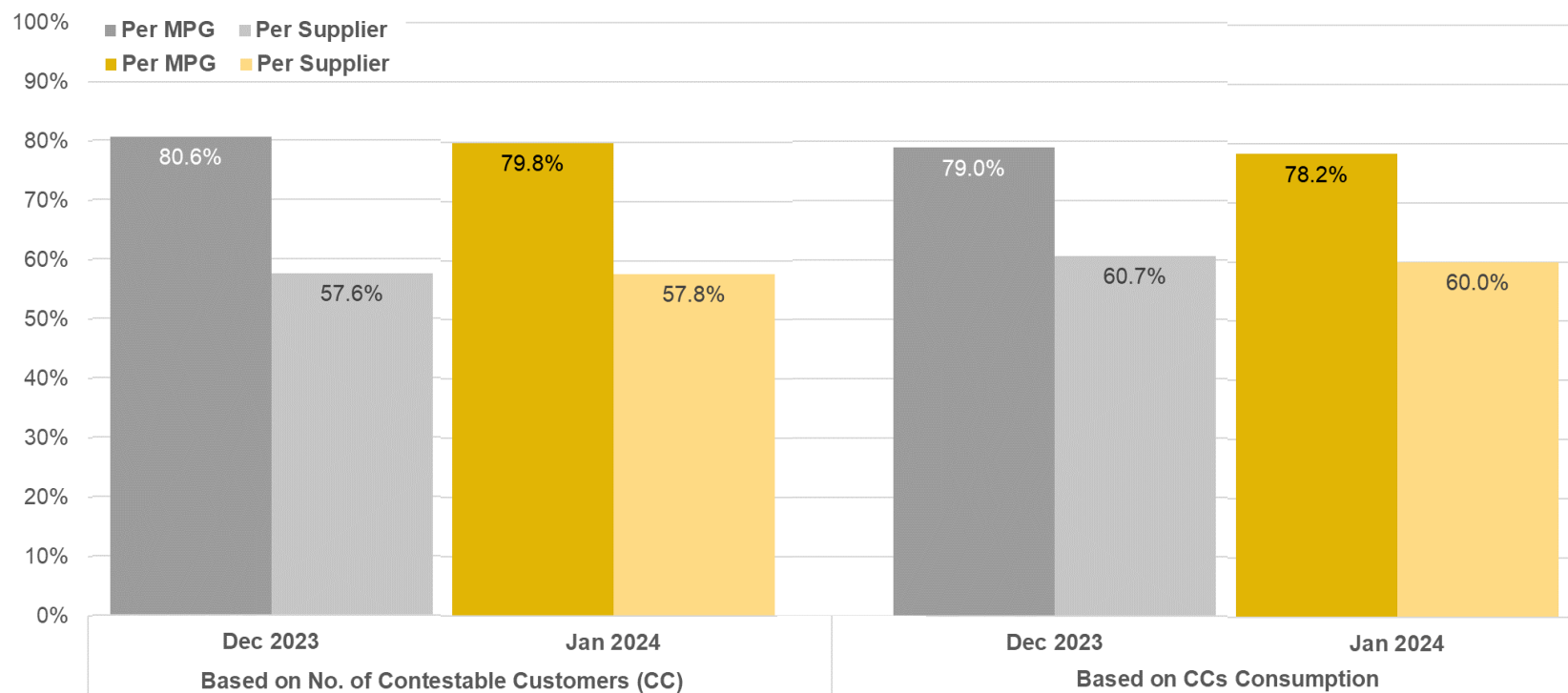
MARKET SHARE



Herfindahl-Hirschman Index (HHI)



Four-Firm Index (C4)



GEOP

SUMMARY OF OBSERVATION

- The Ayala Group remained to be the top market participant group with the highest percentage share for both the number of engaged GEOP End-Users and served energy consumption.
- All three (3) switches were due to the expiry of supply contracts.
- The Central Negros Electric Cooperative, Inc. registered as a Supplier of Last Resort in the program.

AT A GLANCE



Total no. of Registered
GEOP End-Users

312



9.67%



Total no. of Registered
Suppliers with Active
Contract

10



0.00%




Total no. of GEOP End-
Users that Switched to
other RE Supplier

3



300%



Total GEOP End-User's
Electricity Consumption,
in terms of GWh

40



6.20%

312

Total Registered



COMMERCIAL
211 Customers

Previous Month
185 Customers



INDUSTRIAL
101 Customers

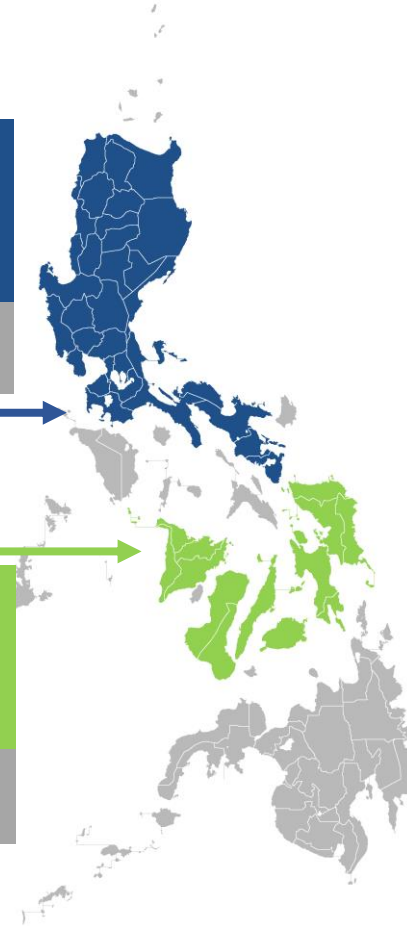
Previous Month
101 Customers

Luzon
232

Previous Month 208

Visayas
80

Previous Month 78



100-499kW

295 Customers

Previous Month
269 Customers

500-749kW

9 Customers

Previous Month
9 Customers

750-999kW

7 Customers

Previous Month
7 Customers

1MW

& ABOVE

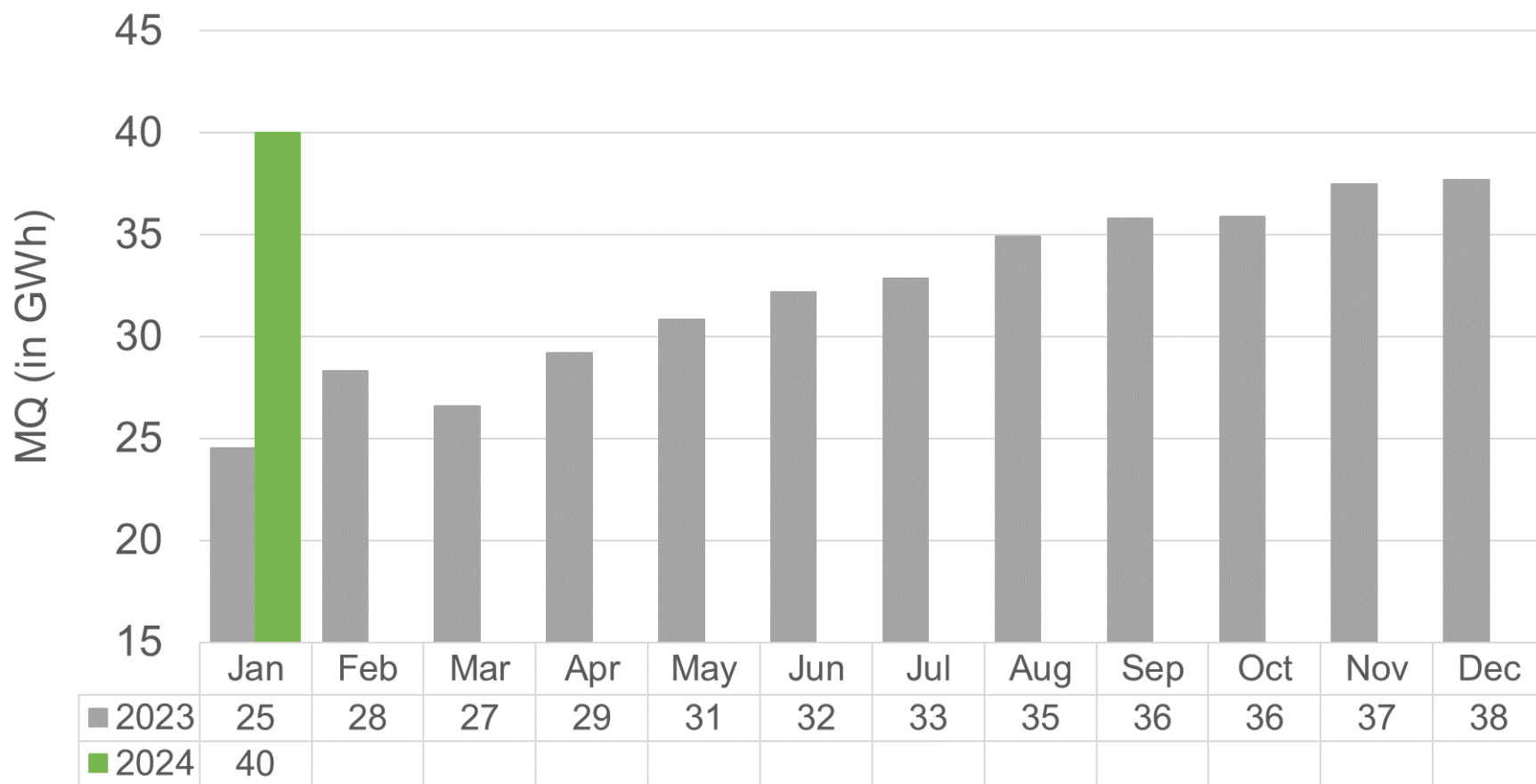
1 Customer

Previous Month
1 Customers

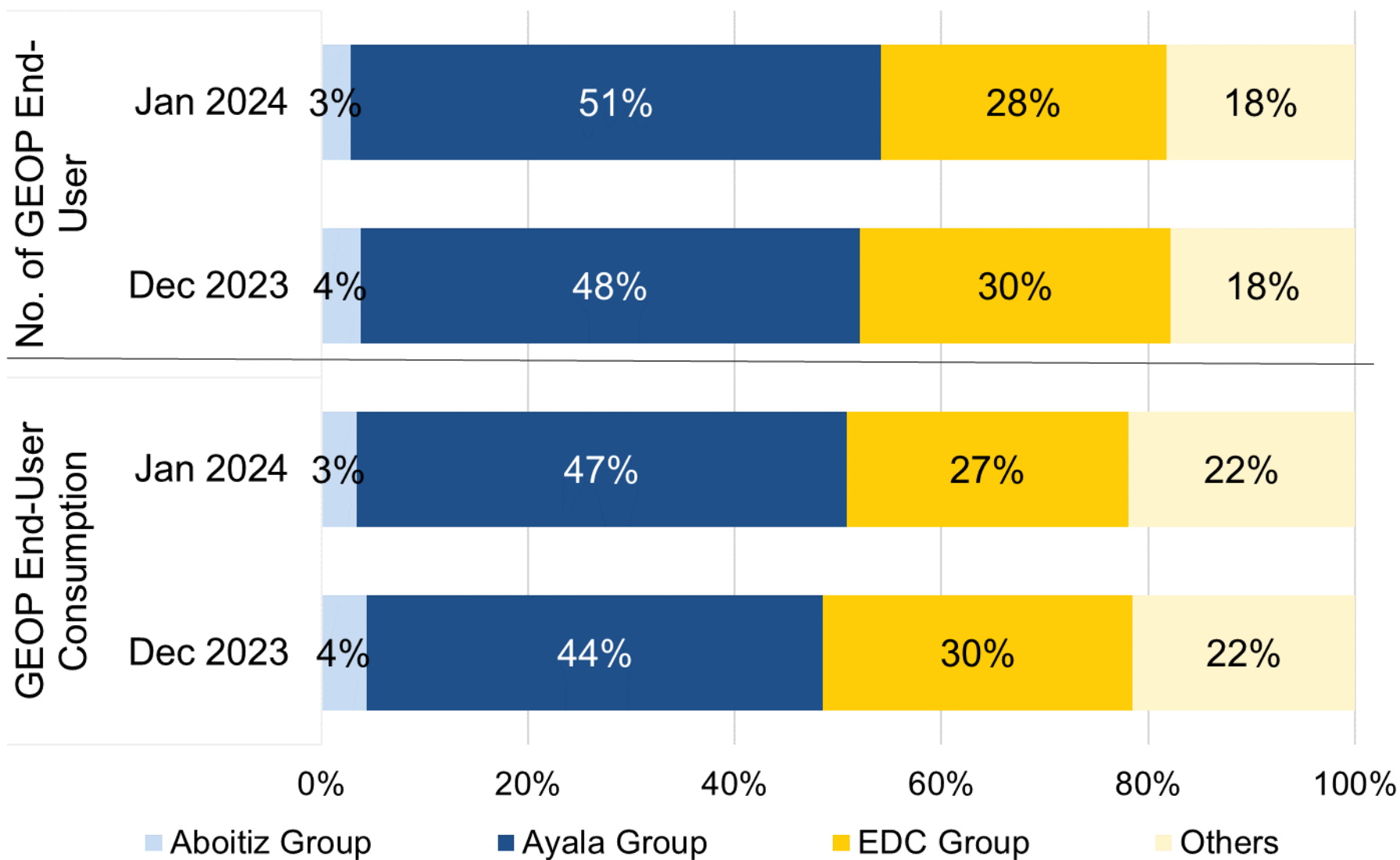
GEOPEND-USERS

	Registered	With Active Contract
R enewable E nergy S upplier	17	10
Previous Month	17	10
S upplier O f L ast R esort	14	-
Previous Month	13	0

RE SUPPLIERS

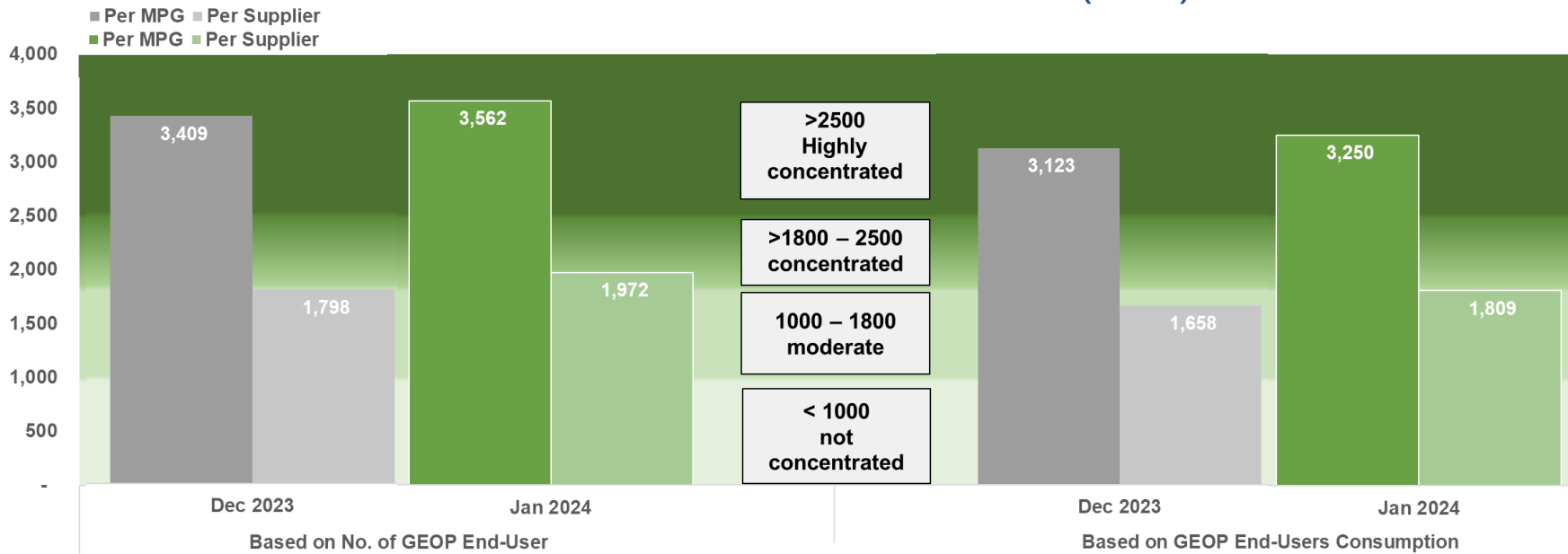


MONTHLY CONSUMPTION

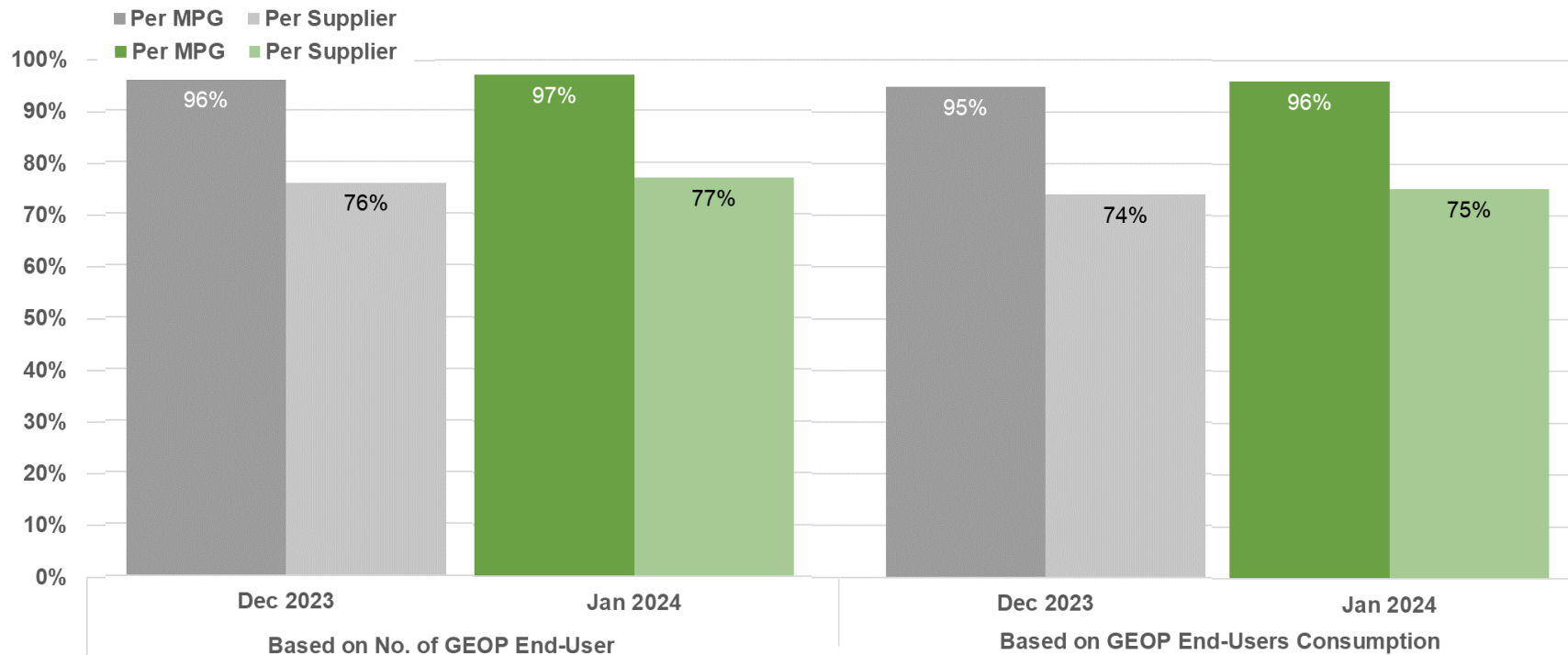


MARKET SHARE

Herfindahl-Hirschman Index (HHI)



Four-Firm Index (C4)



MARKET CONCENTRATION

ANNEX

LIST OF REGISTERED SUPPLIERS

No.	Market Participant Name	RCOA	GEOP	No.	Market Participant Name	RCOA	GEOP
1	Aboitiz Energy Solutions, Inc.	✓	✓	21	KEPCO SPC Power Corporation	✓	
2	AC Energy and Infrastructure Corporation	✓		22	Kratos RES, Inc.	✓	✓
3	ACEN Corporation (Formerly known as AC Energy Corporation)	✓	✓	23	Mabuhay Energy Corporation	✓	
4	ACX3 Capital Holdings Inc.	✓		24	Masinloc Power Partners Company Limited	✓	
5	Advent Energy, Inc.	✓	✓	25	Mazzaraty Energy Corporation	✓	
6	Anda Power Corporation RES	✓		26	MegawattSolutions Inc.	✓	
7	AP Renewables Inc.	✓	✓	27	MeridianX Inc.	✓	
8	Asiapac Green Renewable Energy Corp.	✓		28	PetroGreen Energy Corporation	✓	
9	Bac-Man Geothermal, Inc.	✓	✓	29	Premier Energy Resources Corporation	✓	
10	Citicore Energy Solutions, Inc.	✓	✓	30	Prism Energy, Inc.	✓	✓
11	Corenergy, Inc.	✓		31	Rockport Power Inc.	✓	
12	DirectPower Services, Inc.	✓	✓	32	SEM-Calaca RES Corporation	✓	
13	Ecozone Power Management, Inc.	✓		33	Shell Energy Philippines, Inc. - RES	✓	✓
14	EEI Energy Solutions Corporation	✓	✓	34	Limay Power Inc. (formerly SMC Consolidated Power Corporation)	✓	
15	FDC Retail Electricity Sales Corporation	✓		35	SN Aboitiz Power- Magat, Inc.	✓	✓
16	First Gen Energy Solutions, Inc.	✓	✓	36	SN Aboitiz Power-RES, Inc.	✓	✓
17	Global Energy Supply Corporation	✓		37	Solar Philippines Retail Electricity, Inc.	✓	✓
18	GNPower Ltd. Co.	✓		38	Team (Philippines) Energy Corporation	✓	
19	Green Core Geothermal, Inc.	✓	✓	39	Therma Luzon, Inc.	✓	✓
20	Jin Navitas Electric Corporation	✓		40	Vantage Energy Solutions and Management, Inc.	✓	

Connect with PEMC

✉ pemc_info@wesm.ph

☎ +63 2 8631 8734

📍 18F Robinson Equitable Tower,
ADB Avenue Ortigas Center,
Pasig City 1600, Philippines



[pemcinfo](https://www.facebook.com/pemcinfo)



[pemcinfo](https://www.linkedin.com/company/pemcinfo)



[PEMC_Info](https://twitter.com/PEMC_Info)



[PEMC Info](https://www.youtube.com/channel/UCPEMCInfo)