

# MONTHLY RETAIL MARKET STATISTICS



---

**JANUARY 2025**

(26 December 2024 to 25 January 2025)

Document Information Classification: Public

The information contained in this document is based on data that are subject to continuous verification by the Philippine Electricity Market Corporation (PEMC). The same information is subject to change as updated figures come in.



# RCOA

## AT A GLANCE

26 December 2024 - 25 January 2025



Total No. of Registered CCs

**2,175**

0.88% increase



Number of Newly Registered CCs

**20**


Previous Month: 24



Combined Market Share of Top Three Major Participant Group\*

**68.8%**

0.70% decrease



Total Energy Consumption of CCs

**1,901 GWh**

2.73% decrease



CC Consumption Share of Total End-User Demand

**21.78%**



CCs Load Factor

**77.47%**

2.19% decrease



Spot Exposure Level

**6.99%**

21.04% decrease



Customer Switches

**64**

Previous Month: 16



Market Structure per Major Participant Group (Concentration - HHI)

**Concentrated**

Previous Month: Concentrated

\*The sum of the market shares of the top three groups/suppliers, based on the number of CCs, is used to measure the market concentration and assess how much of the market is held by the leading groups/suppliers within the program. A higher value indicates greater concentration.

Top 3 group/suppliers:

- MERALCO Group
- Aboitiz Group
- Ayala Group



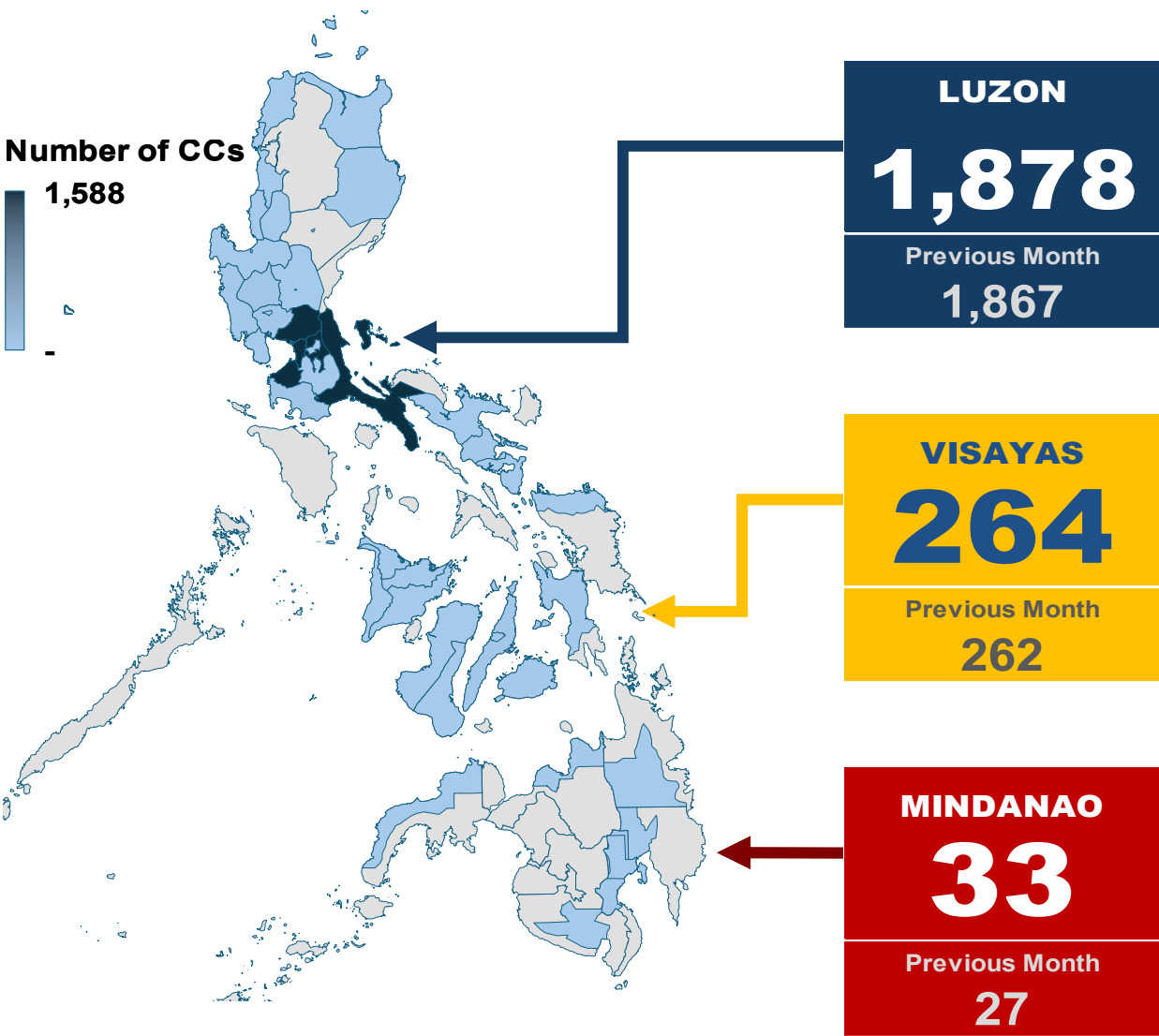
PUBLIC

# RETAIL MARKET (RCOA) CONTESTABLE CUSTOMERS (CC)

26 December 2024 - 25 January 2025

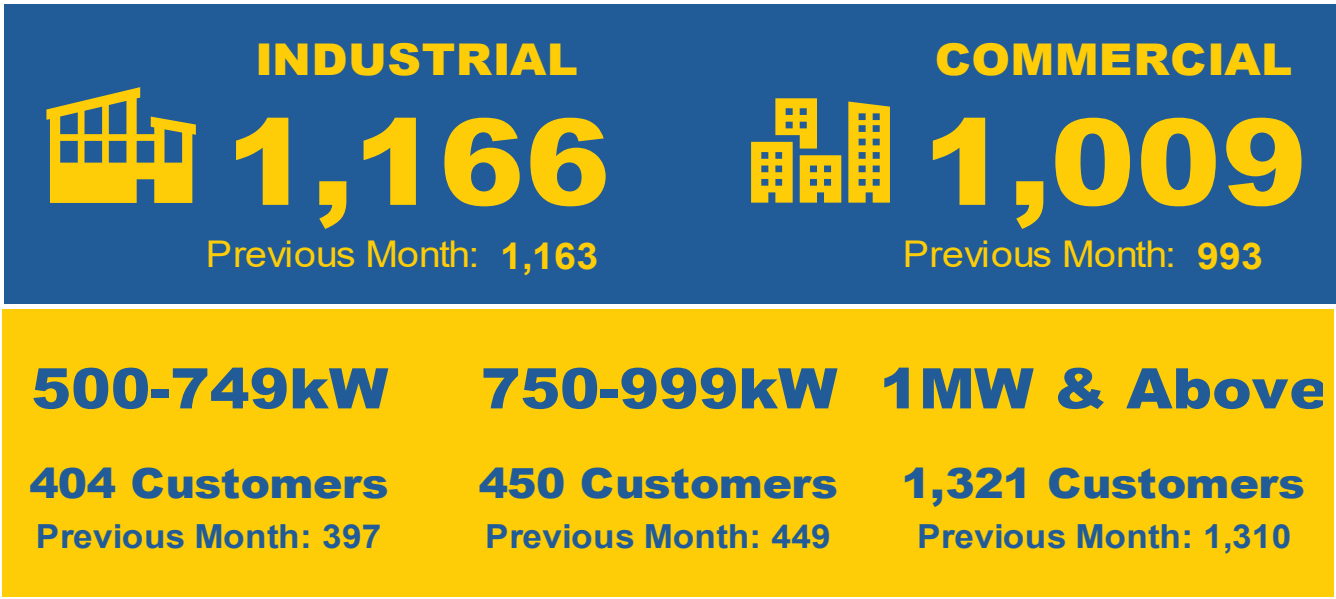


Philippine Electricity  
Market Corporation



# 2,175

## Total Registered



# RETAIL MARKET (RCOA) RETAIL ELECTRICITY SUPPLIERS

26 December 2024 - 25 January 2025



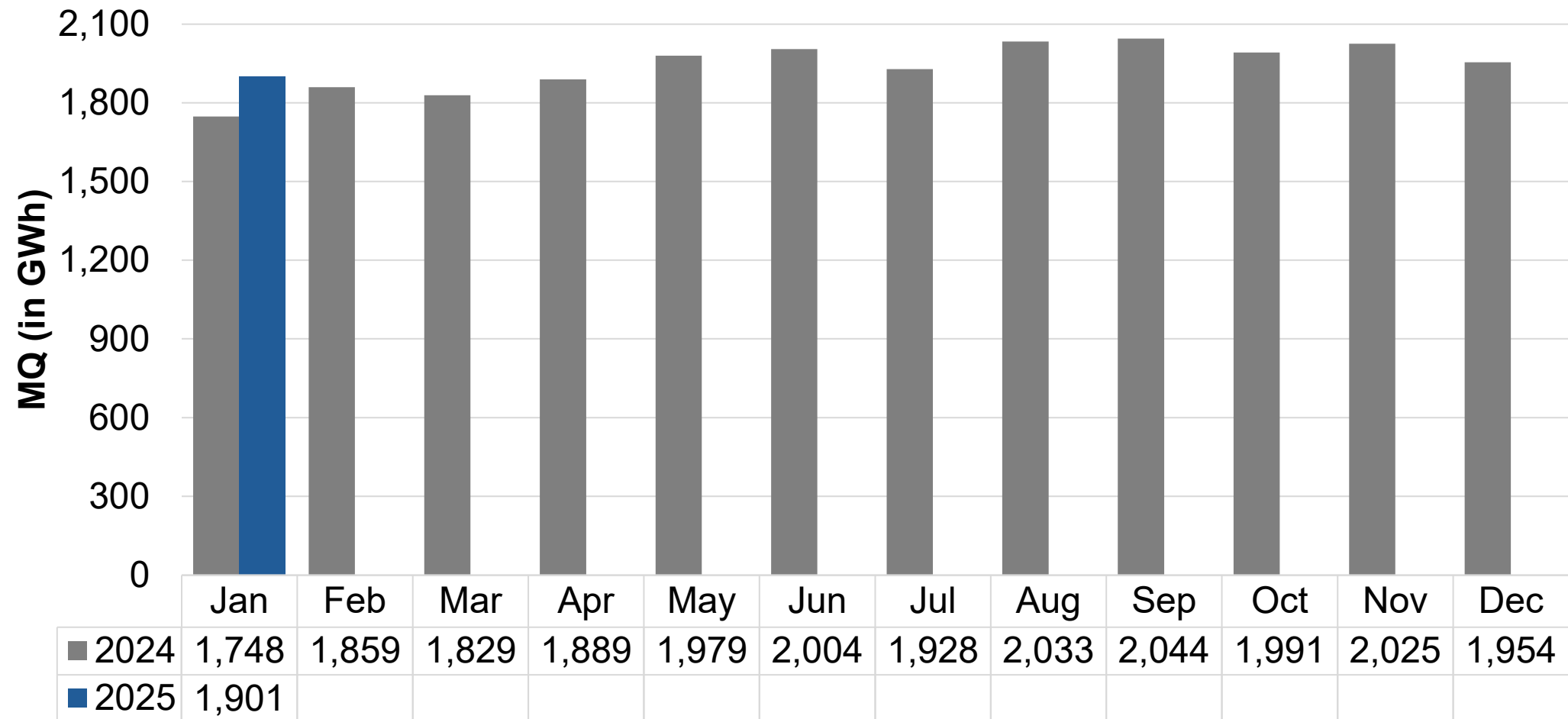
Philippine Electricity  
Market Corporation

Type of Supplier	Registered	Serving CCs
Retail Electricity Suppliers (RES)	50	32
Previous Month	50	31
Local Retail Electricity Suppliers (LRES)	15	2
Previous Month	15	2
Supplier of Last Resort (SoLR)	28	0
Previous Month	28	0

# RETAIL MARKET (RCOA) MONTHLY TOTAL CONSUMPTION (CC)



# Philippine Electricity Market Corporation

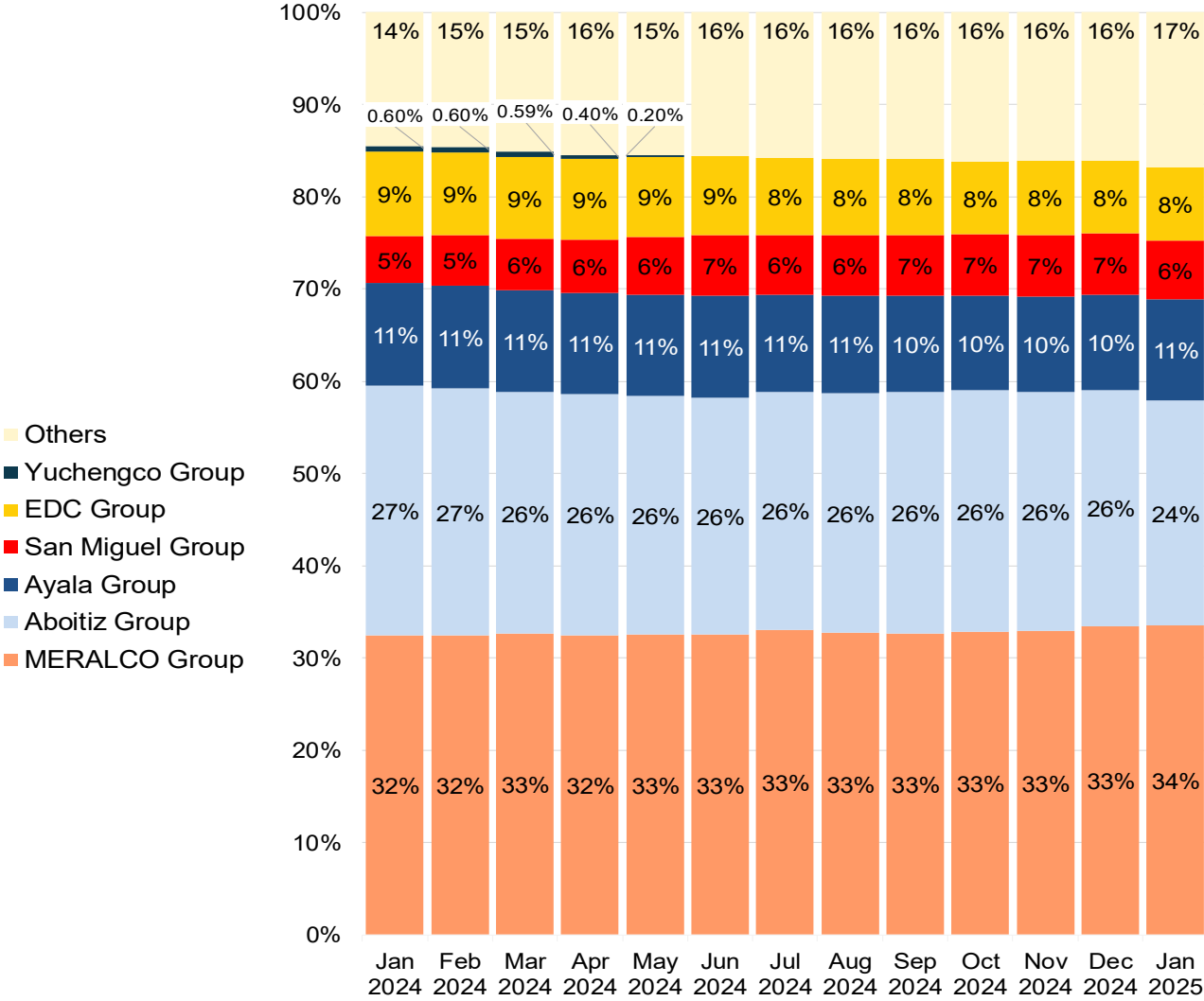


# RETAIL MARKET (RCOA) MARKET SHARE

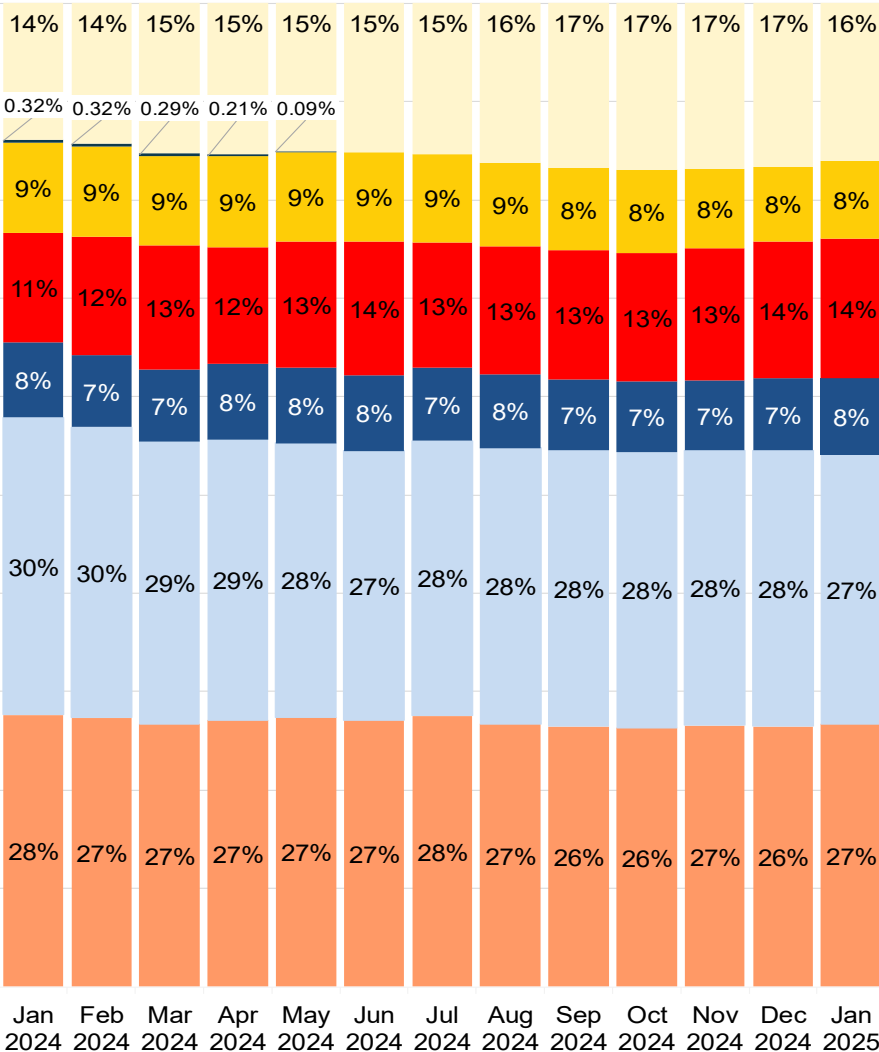
26 December 2024 - 25 January 2025



Philippine Electricity  
Market Corporation



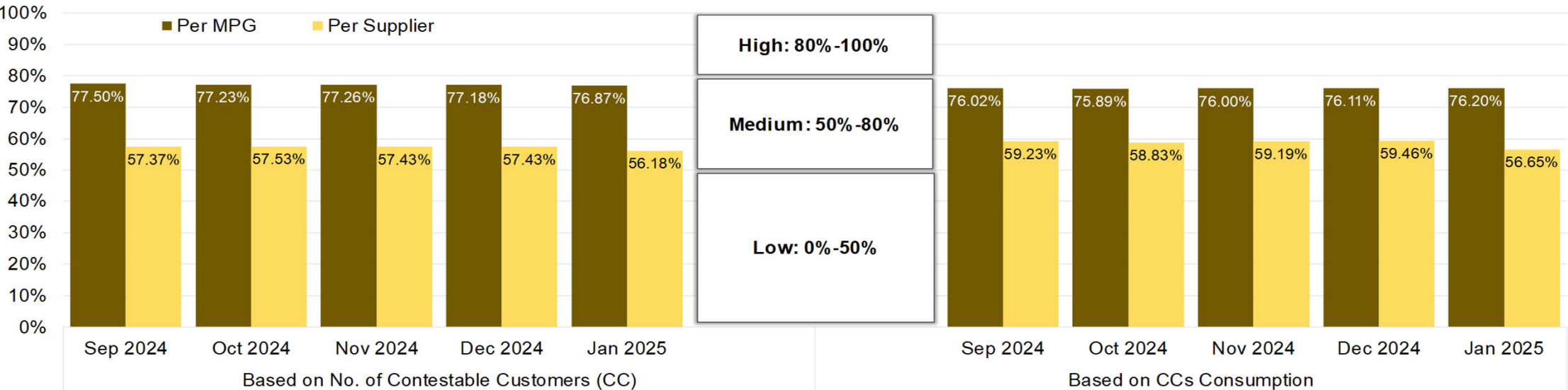
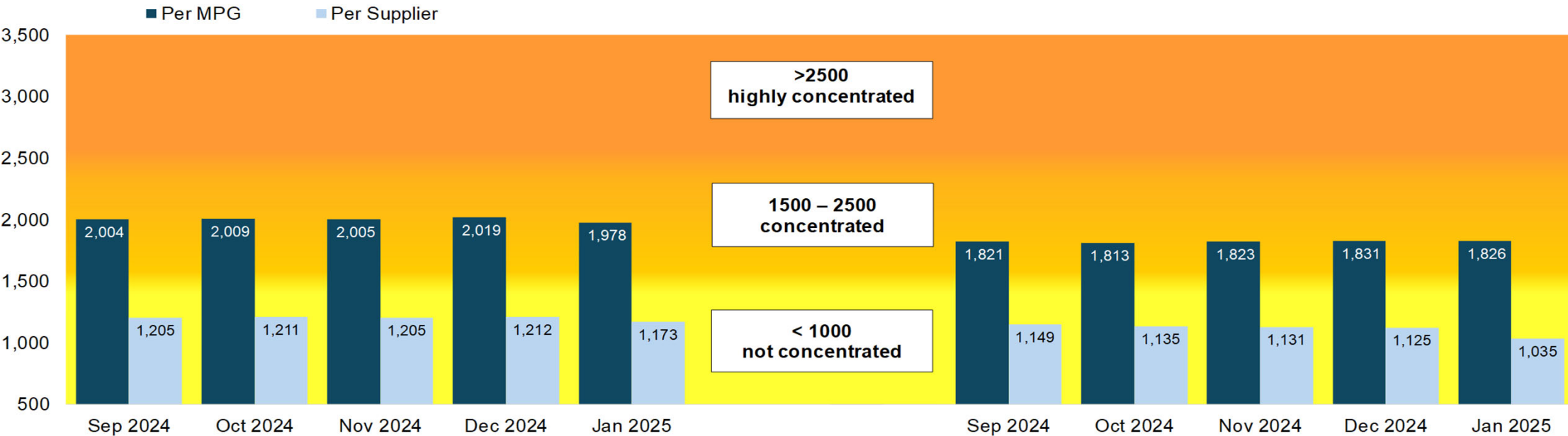
Share in No. of Contestable Customer



Share in CC Consumption

# RETAIL MARKET (RCOA) MARKET CONCENTRATION

26 December 2024 - 25 January 2025

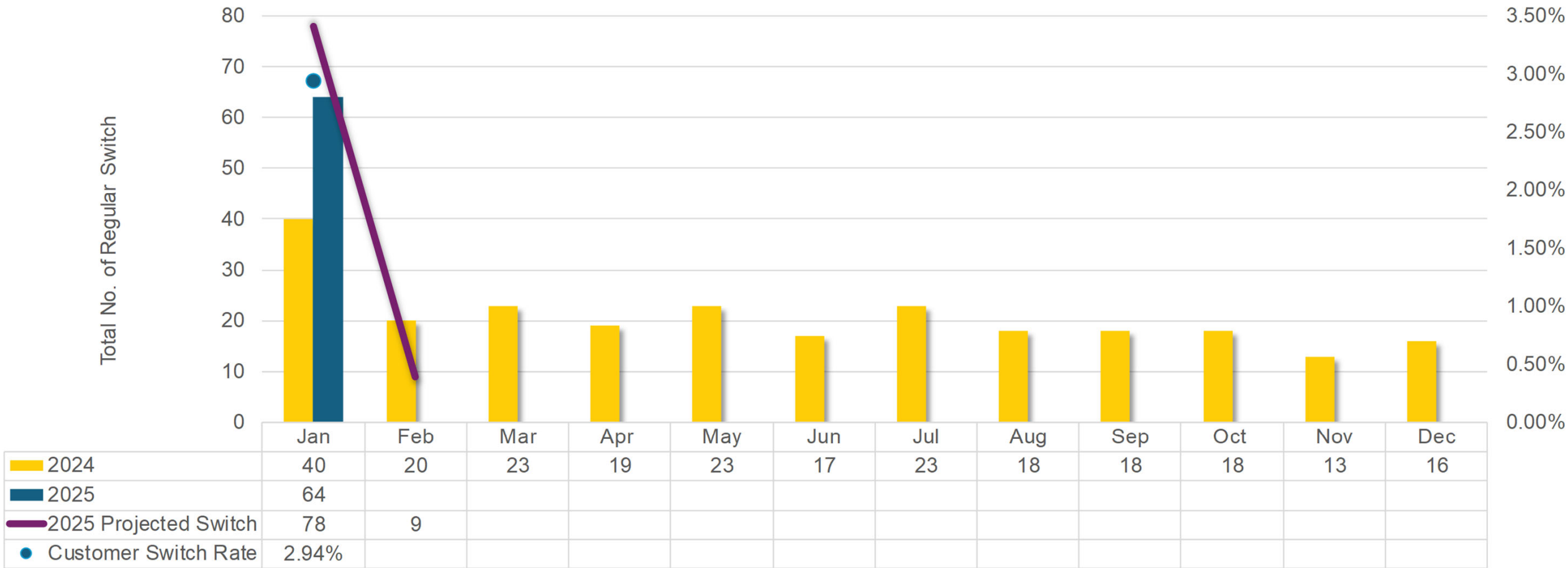


# RETAIL MARKET (RCOA) CUSTOMER SWITCHING

26 December 2024 - 25 January 202



Philippine Electricity  
Market Corporation



*Regular Switch - Commercial transfer of a Contestable Customer from one Supplier to another.*

*Projected Switch - Contestable Customers with projected contract expiration during the billing period.*



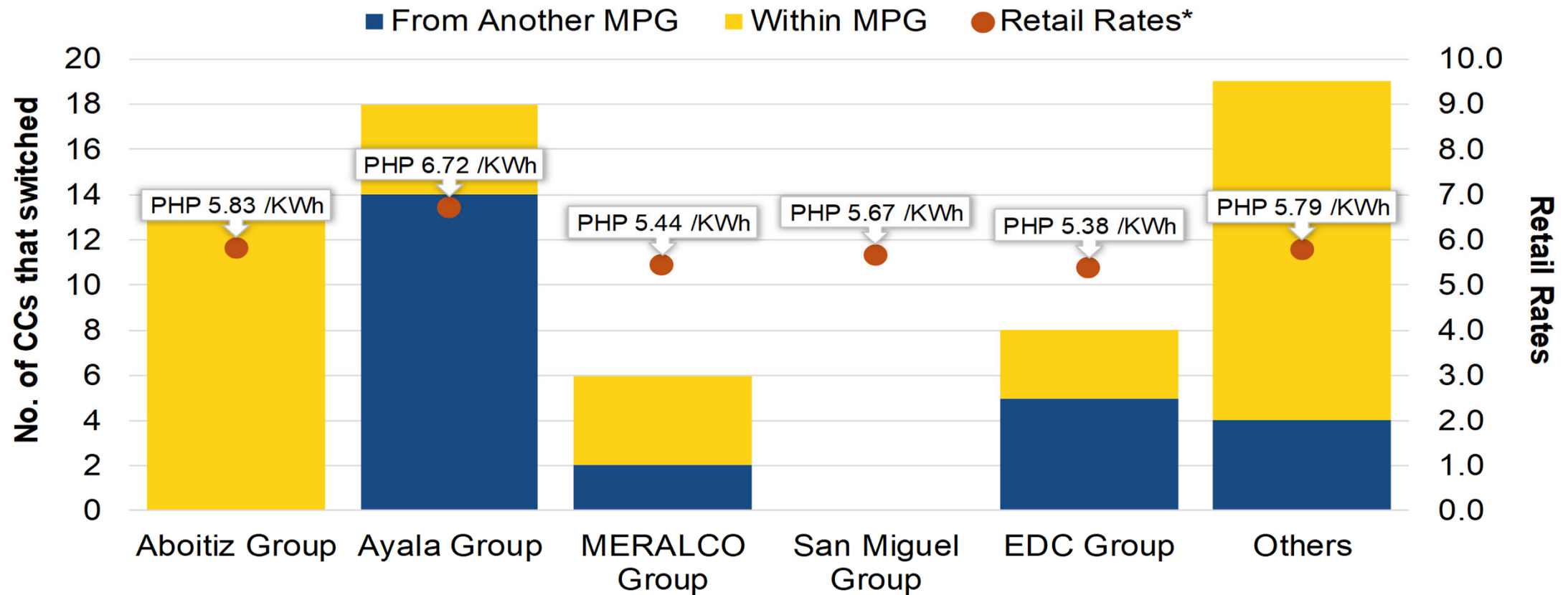
# RETAIL MARKET (RCOA)

## CUSTOMER SWITCHING

26 December 2024 - 25 January 2025



Philippine Electricity  
Market Corporation



\*RES Weighted Average Price per MPG as of December 2024



# GEOP

## AT A GLANCE

26 December 2024 - 25 January 2025



Total No. of Registered GEUs

**524**

1.75% increase



Number of Newly Registered GEUs

**9**


Previous Month: 28



Combined Market Share of Top Three Major Participant Group\*

**91.0%**

0.17% increase



Total energy consumption of GEUs

**67 GWh**

2.41% decrease



GEU Consumption Share of Total End-User Demand

**0.77%**



GEUs Load Factor

**68.52%**

0.81% decrease



Spot Exposure Level

**0.08%**

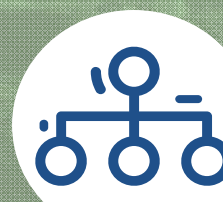
66.52% decrease



Customer Switches

**0**

Previous Month: 2



Market Structure per Major Participant Group (Concentration - HHI)

**Highly Concentrated**

Previous Month: Highly Concentrated

\*The sum of the market shares of the top three groups/suppliers, based on the number of GEUs, is used to measure the market concentration and assess how much of the market is held by the leading groups/suppliers within the program. A higher value indicates greater concentration.

Top 3 group/suppliers:

- Ayala Group
- Energy Development Corporation (EDC Group)
- Others: Shell Energy Philippines, Inc.



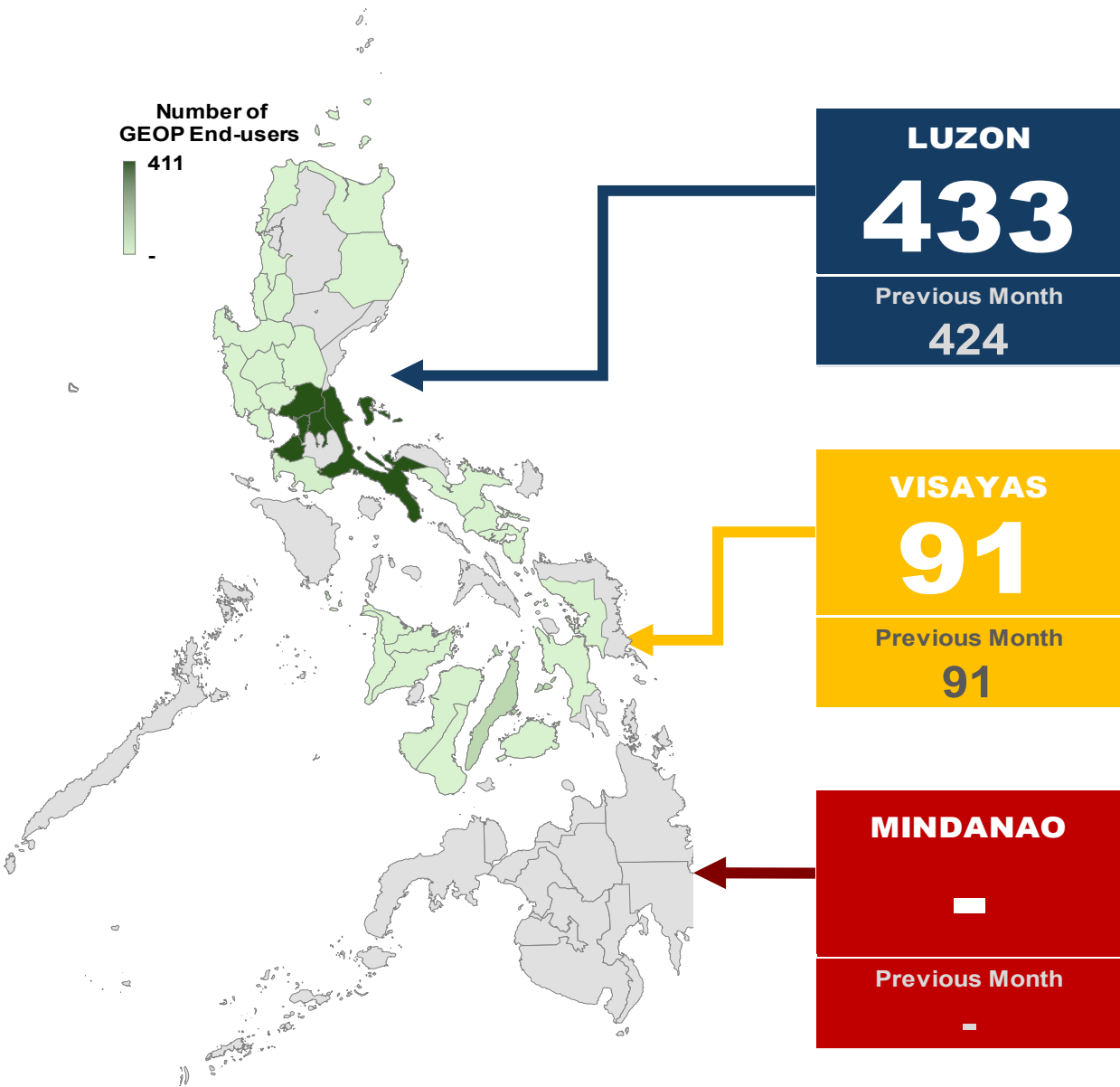
# RETAIL MARKET (GEOP)

## GEOP END-USERS

26 December 2024 - 25 January 2025

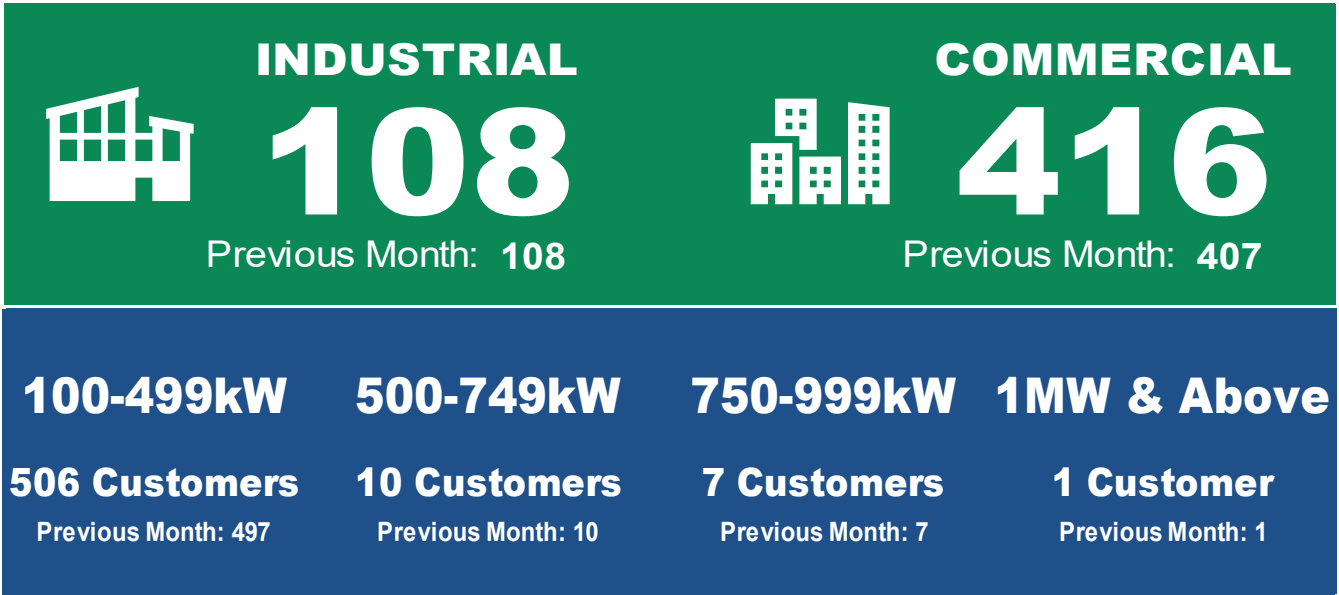


Philippine Electricity  
Market Corporation



524

Total Registered





# RETAIL MARKET (GEOP)

## RENEWABLE ENERGY SUPPLIERS

26 December 2024 - 25 January 2025



Philippine Electricity  
Market Corporation

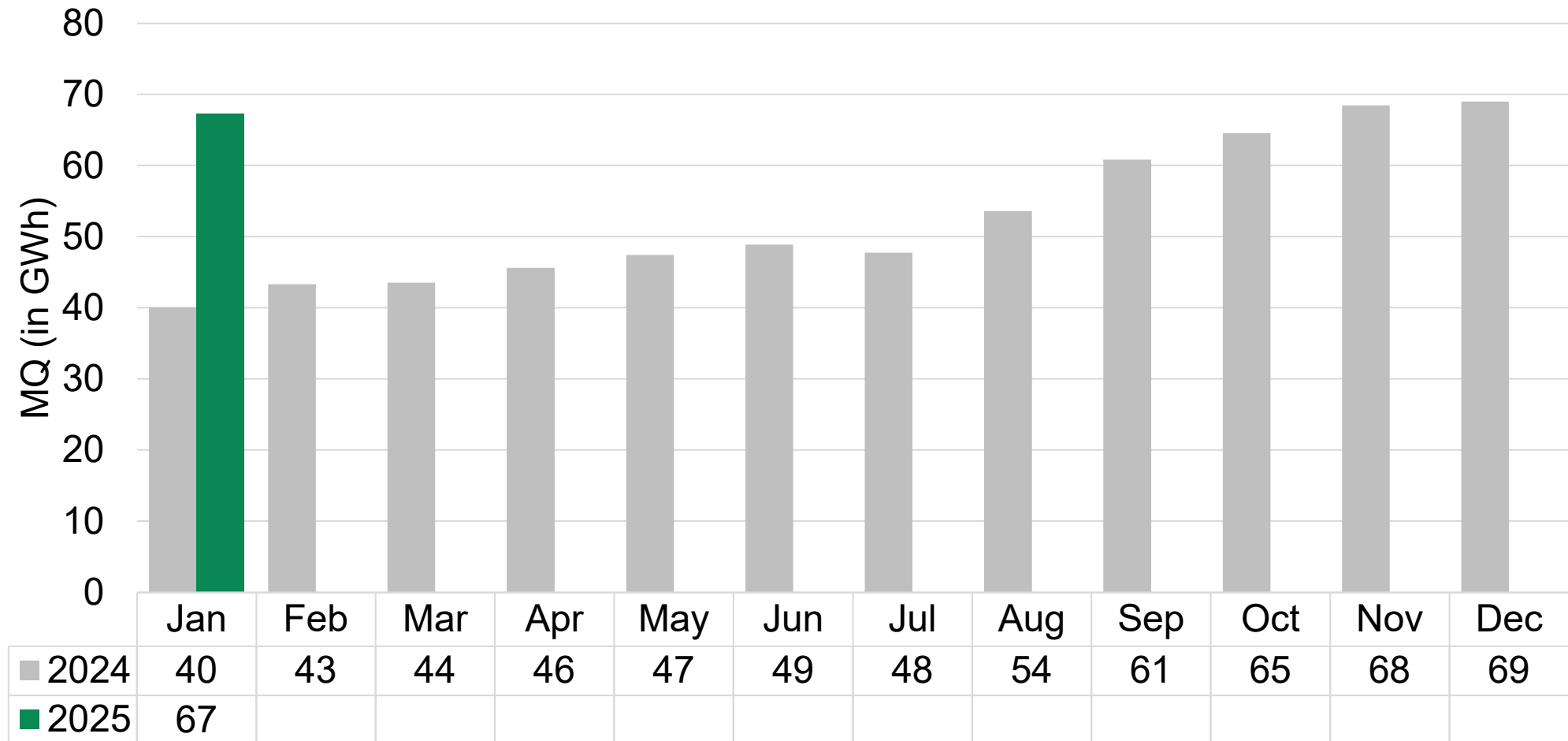
Type of Supplier      Registered      Serving GEUs

Renewable Energy Suppliers	18	9
Previous Month	18	9
Local Retail Electricity Suppliers	1	1
Previous Month	1	1
Supplier of Last Resort	16	0
Previous Month	16	0

# RETAIL MARKET (GEOP) MONTHLY TOTAL CONSUMPTION (GEU)



# Philippine Electricity Market Corporation



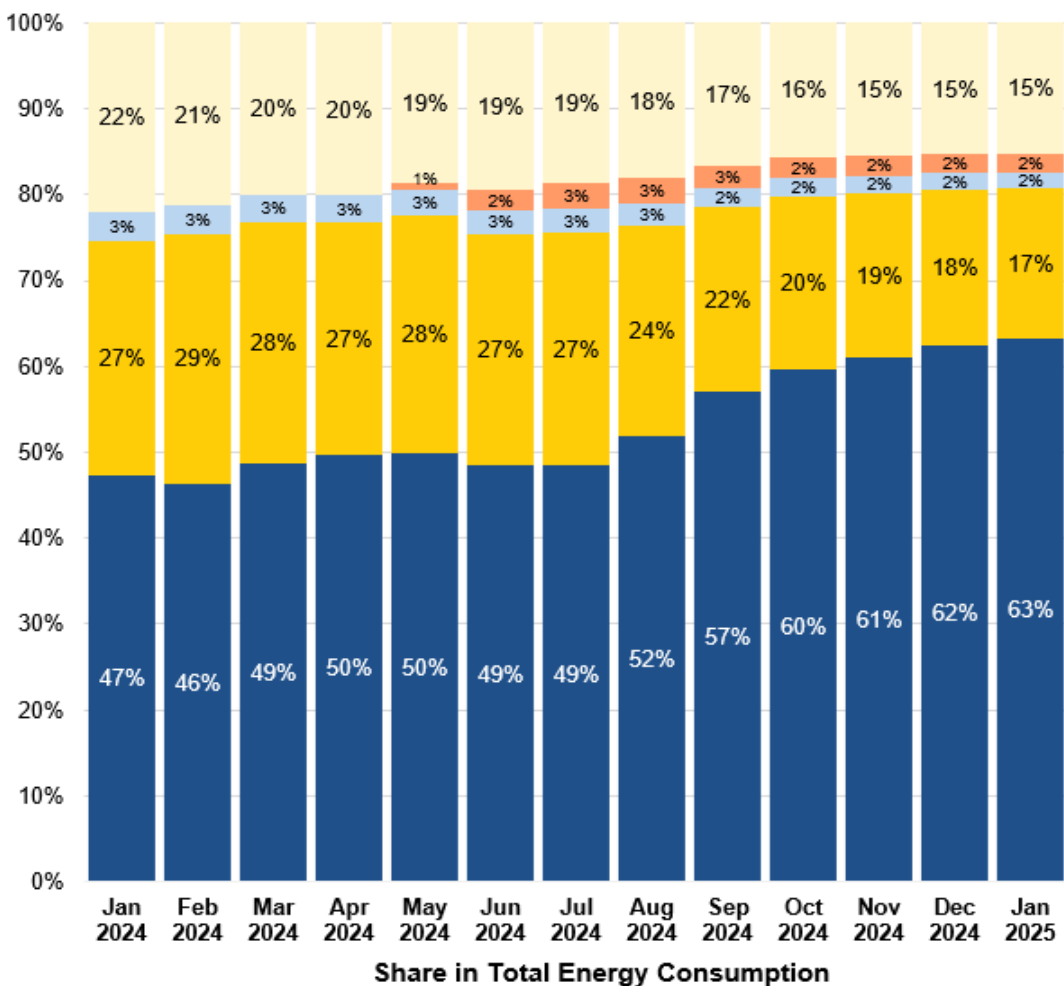
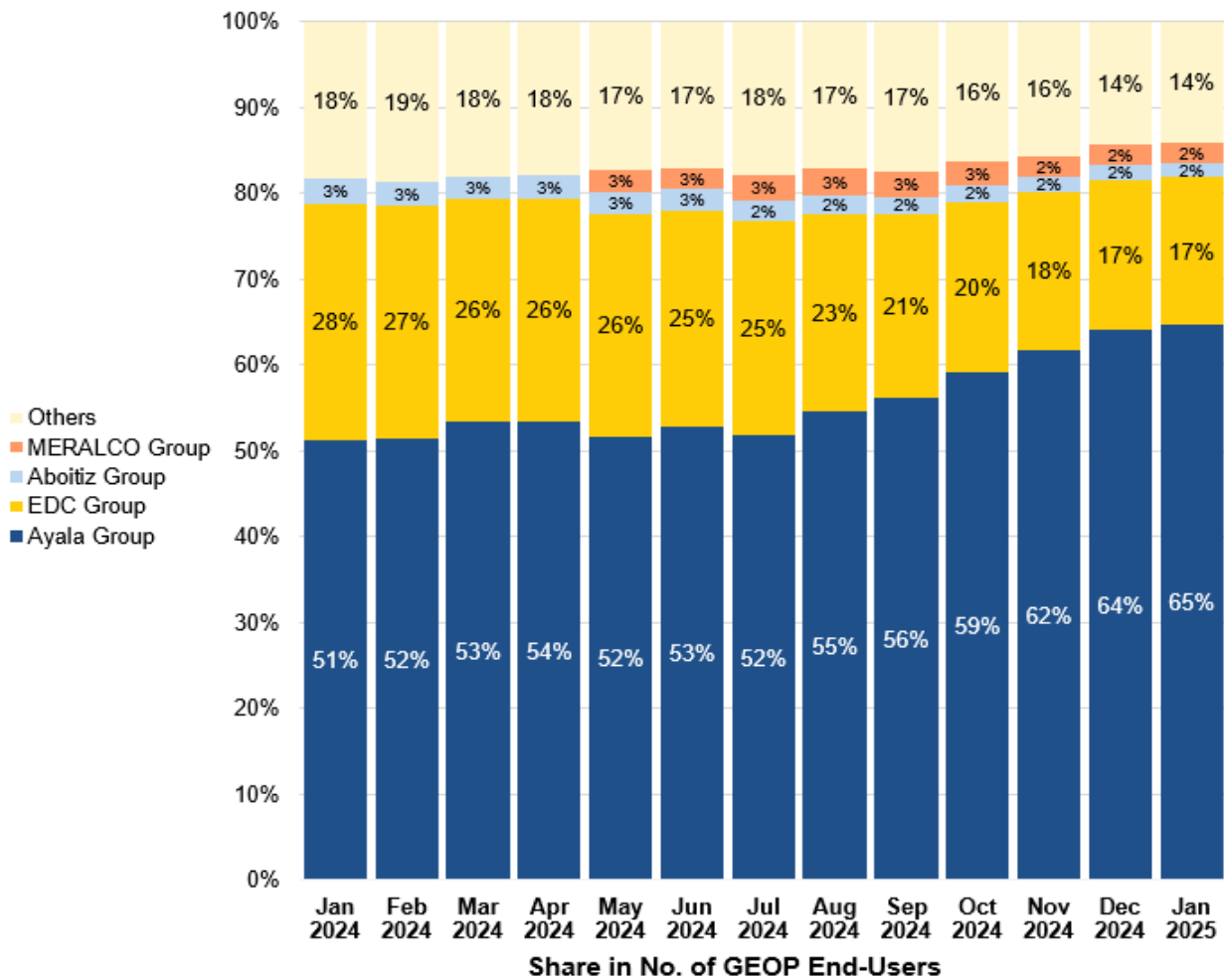
# RETAIL MARKET (GEOP)

## MARKET SHARE

26 December 2024 - 25 January 2025



Philippine Electricity  
Market Corporation



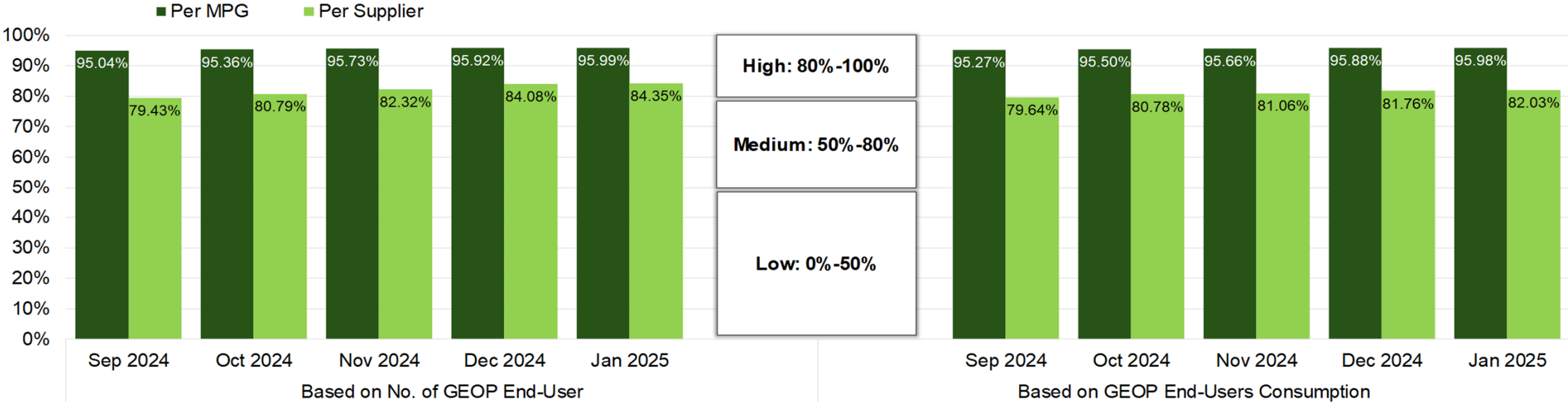
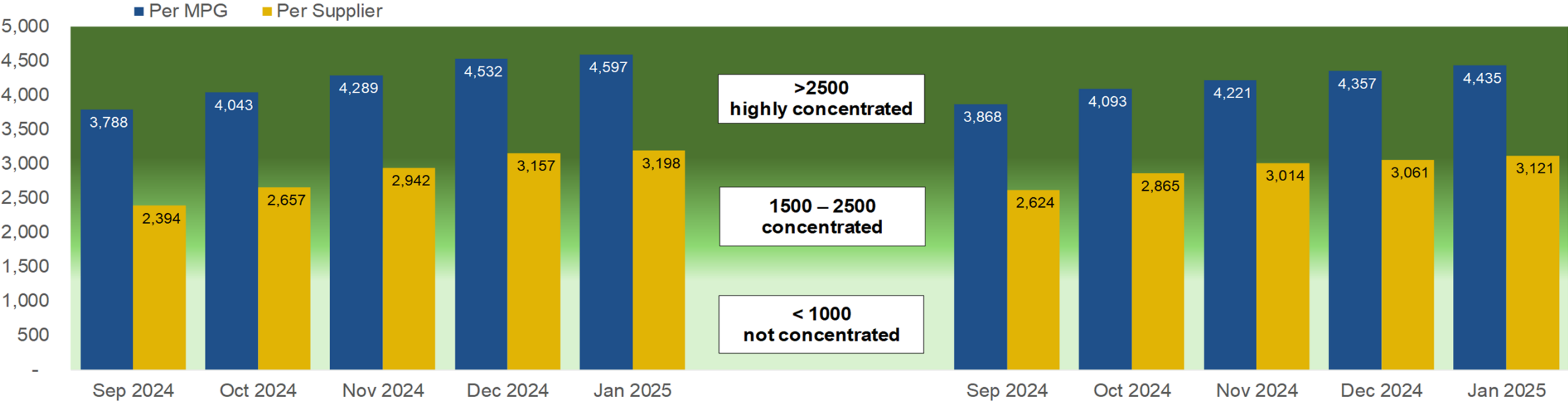


# RETAIL MARKET (GEOP) MARKET CONCENTRATION

26 December 2024 - 25 January 2025



Philippine Electricity  
Market Corporation



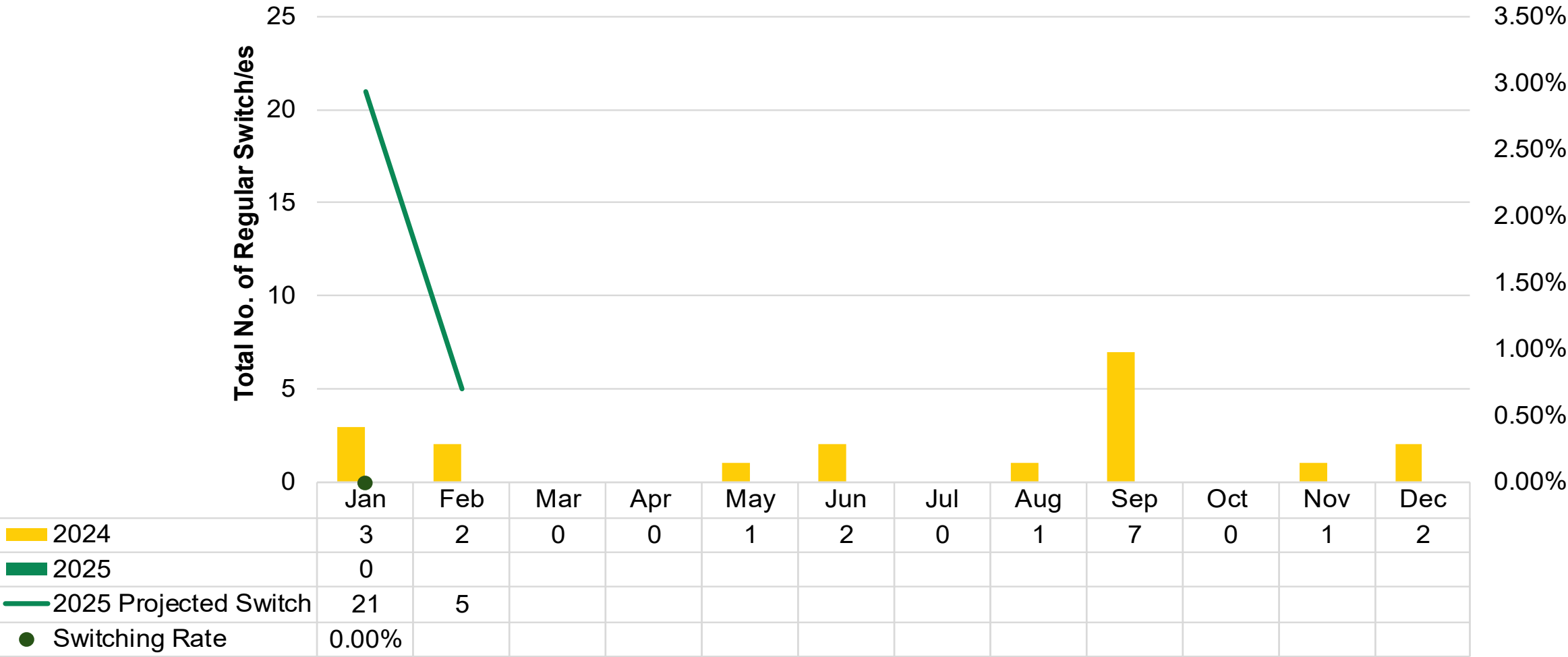
# RETAIL MARKET (GEOP)

## CUSTOMER SWITCHING

26 December 2024 - 25 January 2025



Philippine Electricity  
Market Corporation



*Regular Switch - Commercial transfer of a Contestable Customer from one Supplier to another.*

*Projected Switch - Contestable Customers with projected contract expiration during the billing period.*

# RETAIL MARKET ANNEX

26 December 2024 - 25 January 2025



## Philippine Electricity Market Corporation

No.	Market Participant Name	RCOA	GEOP	No.	Market Participant Name	RCOA	GEOP
1	Aboitiz Energy Solutions, Inc.	✓	✓	26	Jin Navitas Electric Corporation	✓	
2	AC Energy and Infrastructure Corporation	✓		27	KEPCO SPC Power Corporation	✓	
3	ACEN Corporation	✓	✓	28	Kratos RES, Inc.	✓	✓
4	ACX3 Capital Holdings Inc.	✓		29	Mabuhay Energy Corporation	✓	
5	Advent Energy, Inc.	✓	✓	30	Masinloc Power Partners Company Limited	✓	
6	Alsons Power Supply Corporation	✓		31	Mazzaraty Energy Corporation	✓	
7	Alluma Energy Management Solutions, Inc	✓		32	MegawattSolutions Inc.	✓	
8	Anda Power Corporation RES	✓		33	MeridianX Inc.	✓	
9	AP Renewables Inc.	✓	✓	34	MINERGY Retail Energy Solutions, Inc.	✓	
10	Asiapac Green Renewable Energy Corp.	✓		35	PetroGreen Energy Corporation	✓	
11	Bac-Man Geothermal, Inc.	✓	✓	36	Premier Energy Resources Corporation	✓	
12	Citicore Energy Solutions, Inc.	✓	✓	37	PrimeRES Energy Corporation	✓	
13	Corenergy, Inc.	✓		38	Prism Energy, Inc.	✓	✓
14	DirectPower Services, Inc.	✓	✓	39	Real Energy Corporation	✓	
15	Ecozone Power Management, Inc.	✓		40	Rockport Power Inc.	✓	
16	EEL Energy Solutions Corporation	✓	✓	41	SEM-Calaca RES Corporation	✓	
17	Enerxia Corporation	✓		42	Shell Energy Philippines, Inc. - RES	✓	✓
18	EvoEnergi Inc.	✓		43	Limay Power Inc.	✓	
19	FDC Retail Electricity Sales Corporation	✓	✓	44	SN Aboitiz Power- Magat, Inc.	✓	✓
20	First Gen Energy Solutions, Inc.	✓	✓	45	SN Aboitiz Power-RES, Inc.	✓	✓
21	Global Energy Supply Corporation	✓		46	Solar Philippines Retail Electricity, Inc.	✓	✓
22	GNPower Ltd. Co.	✓		47	Sunny Side Up Power Corporation	✓	
23	Green Energy Supply Solutions, Inc.	✓		48	Team (Philippines) Energy Corporation	✓	
24	Green Core Geothermal, Inc.	✓	✓	49	Therma Luzon, Inc.	✓	✓
25	Hypergreen RES Energy Corporation	✓		50	Vantage Energy Solutions and Management, Inc.	✓	



# RETAIL MARKET

## GLOSSARY OF TERMS



**Philippine Electricity  
Market Corporation**

### **AGGREGATED GROUP**

End-users whose demand have been consolidated and supplied by a Retail Supplier to qualify for contestability under current rules issued by the Department of Energy (DOE) and the ERC.

### **CAPTIVE MARKET**

The electricity End-users who do not have the choice of supplier of electricity, as may be determined by the ERC in accordance with the EPIRA.

### **CONTESTABLE CUSTOMER**

An electricity end-user who has a choice of supplier of electricity, as may be determined by the ERC in accordance with Republic Act No. 9136.

### **DIRECTLY CONNECTED CUSTOMER**

An industrial or bulk electricity end-user, that is supplied through the Grid or sub-transmission assets owned by the TransCo.

### **FOUR-FIRM CONCENTRATION INDEX (C4)**

It measures the percentage of market share of the four largest firms in the market.

Concentration levels are as follows: High: 80% to 100%; Medium: 50% to 80%; and Low: 0% to 50%.

### **GEOP END-USER**

Any person or any entity requiring the supply and delivery of electricity sourcing one hundred percent (100%) of its electricity requirements from RE resources for its own use.

### **HERFINDAHL-HIRSCHMAN INDEX (HHI)**

It is a commonly accepted measure of market concentration that takes into account the relative size and distribution of participants in the market. The HHI is a number between 0 and 10,000, which is calculated as the sum of squares of the participant's market share. The HHI approaches zero when the market has very large number of participants with each having a relatively small market share. In contrary, the HHI increases as the number of participants in the market decreases, and the disparity in the market shares among the participants increases. The following are the widely used HHI screening numbers: (1) less than 1,500 - not concentrated; (2) 1,500 to 2,500 - moderately concentrated; and (3) greater than 2,500 - highly concentrated.

### **LOCAL RETAIL ELECTRICITY SUPPLIERS (LRES)**

The non-regulated business segment of the DU catering to the Retail Market only within its Franchise Area.

### **PROJECTED SWITCH**

Contestable Customers with projected contract expiration during the billing period.

# RETAIL MARKET GLOSSARY OF TERMS



**Philippine Electricity  
Market Corporation**

## **REGULAR SWITCH**

The commercial transfer of a Retail Customer from a Retail Supplier to another Retail Supplier.

## **RENEWABLE ENERGY SUPPLIER (RE SUPPLIER)**

Individuals or juridical entities created, registered, or authorized to operate in the Philippines in accordance with existing laws and engaged in the provision or supply of electric power from RE resources to End-user, duly issued operating permits by the DOE.

## **DISCLAIMER**

The information contained in this document is based on the available retail market data. The same information is subject to change as updated figures come in. As such, the PEMC does not make any representation or warranty as to the completeness of this information. The PEMC likewise accepts no responsibility or liability whatsoever for any loss or cost incurred by a reader arising from, or in relation to, any conclusion or assumption derived from the information found herein.