

# MONTHLY RETAIL MARKET STATISTICS

---

**MARCH 2025**  
(26 February to 25 March 2025)

Document Information Classification: Public

The information contained in this document is based on data that are subject to continuous verification by the Philippine Electricity Market Corporation (PEMC). The same information is subject to change as updated figures come in.



# RCOA

# AT A GLANCE


26 February - 25 March 2025



Total No. of Registered CCs

**2,216**

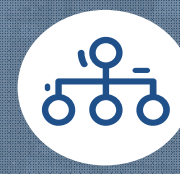
0.96% increase



Total Energy Consumption of CCs

**1,918 GWh**

7.70% decrease



Market Structure per Major Participant Group (Concentration - HHI)

**Concentrated**

Previous Month: Concentrated



CCs Load Factor

**82.29%**

0.76% decrease



Number of Newly Registered CCs

**23**

Previous Month: 20



CC Consumption Share of Total End-User Demand

**22.26%**



Combined Market Share of Top Three Major Participant Group\*

**68.5%**

0.49% decrease



Spot Exposure Level

**5.93%**

18.43% decrease



Customer Switches

**24**

Previous Month: 9



No. of Ceased CCs

**2**

Previous Month: 0



Weighted Average Retail Generation Rate

**PHP 5.64/kWh**

As of January 2025

\*The sum of the market shares of the top three groups/suppliers, based on the number of CCs, is used to measure the market concentration and assess how much of the market is held by the leading groups/suppliers within the program. A higher value indicates greater concentration.

Top 3 group/suppliers:

- MERALCO Group
- Aboitiz Group
- Ayala Group

## RETAIL AGGREGATION PROGRAM (RAP)\*\*



Total Energy Consumption of RAGs

**0.94 GWh**

Previous Month: 0.13 GWh



Total No. of Registered RAG

**3**

Previous Month: 1

\*\*Statistics from the RAP have been integrated into the figures and values shown in the RCOA.

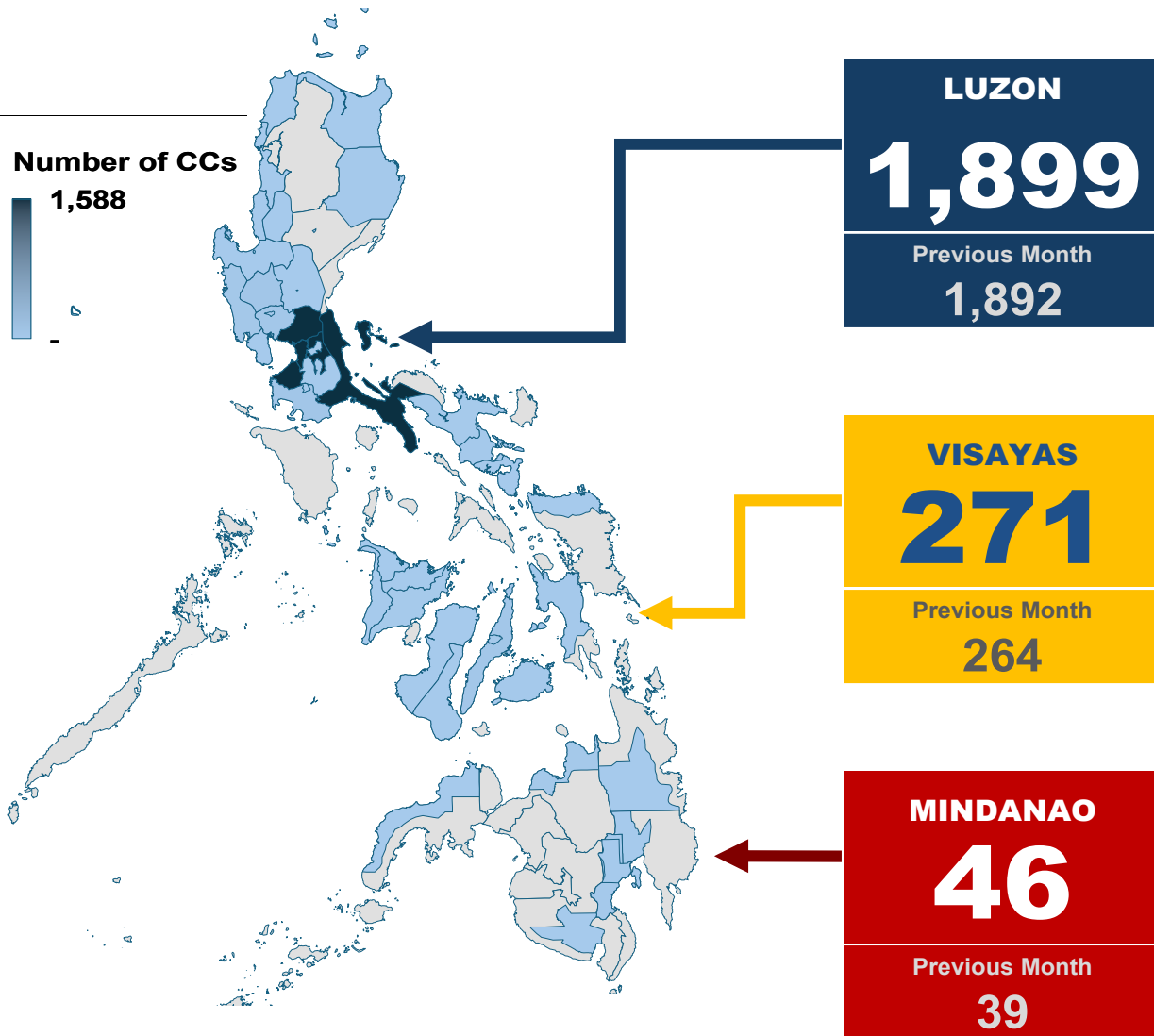
PUBLIC

# RETAIL MARKET (RCOA) CONTESTABLE CUSTOMERS (CC)

26 February - 25 March 2025

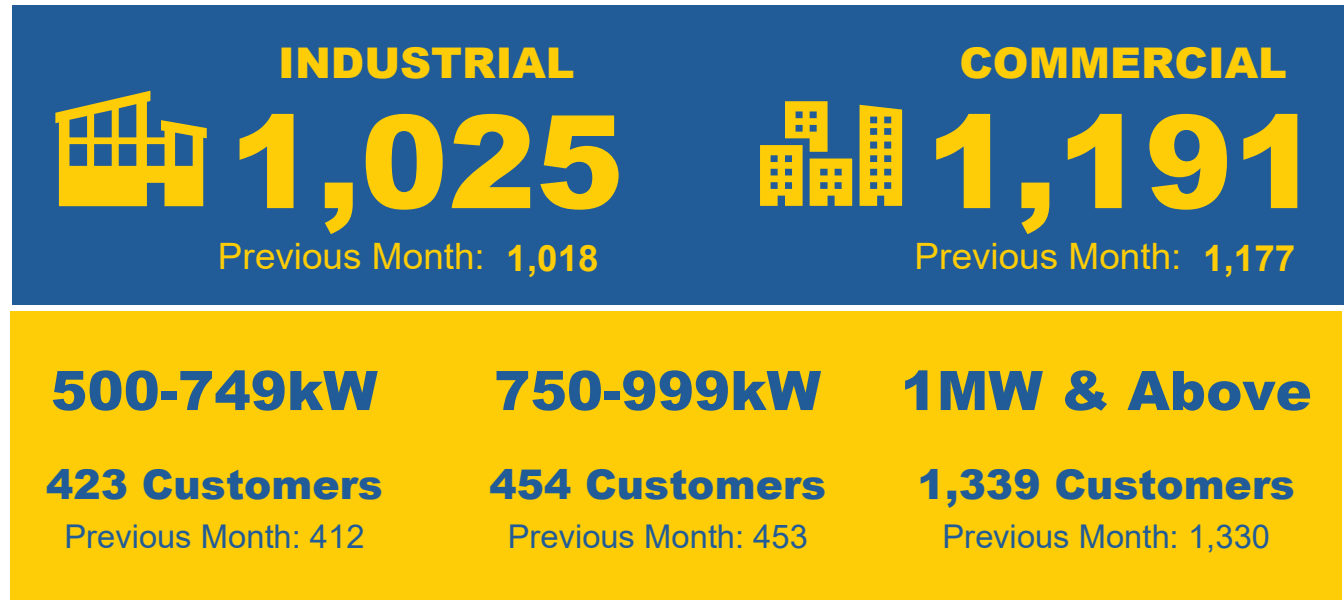


## Philippine Electricity Market Corporation



# 2,216

## Total Registered



PUBLIC

# RETAIL MARKET (RCOA) RETAIL ELECTRICITY SUPPLIERS

26 February - 25 March 2025



## Philippine Electricity Market Corporation

| Type of Supplier                                 | Registered | Serving CCs |
|--|------------|-------------|
| <b>Retail Electricity Suppliers (RES)</b>        | <b>51</b>  | <b>37</b>   |
| Previous Month                                   | 51         | 34          |
| <b>Local Retail Electricity Suppliers (LRES)</b> | <b>14</b>  | <b>2</b>    |
| Previous Month                                   | 15         | 2           |
| <b>Supplier of Last Resort (SoLR)</b>            | <b>27</b>  | <b>0</b>    |
| Previous Month                                   | 28         | 0           |

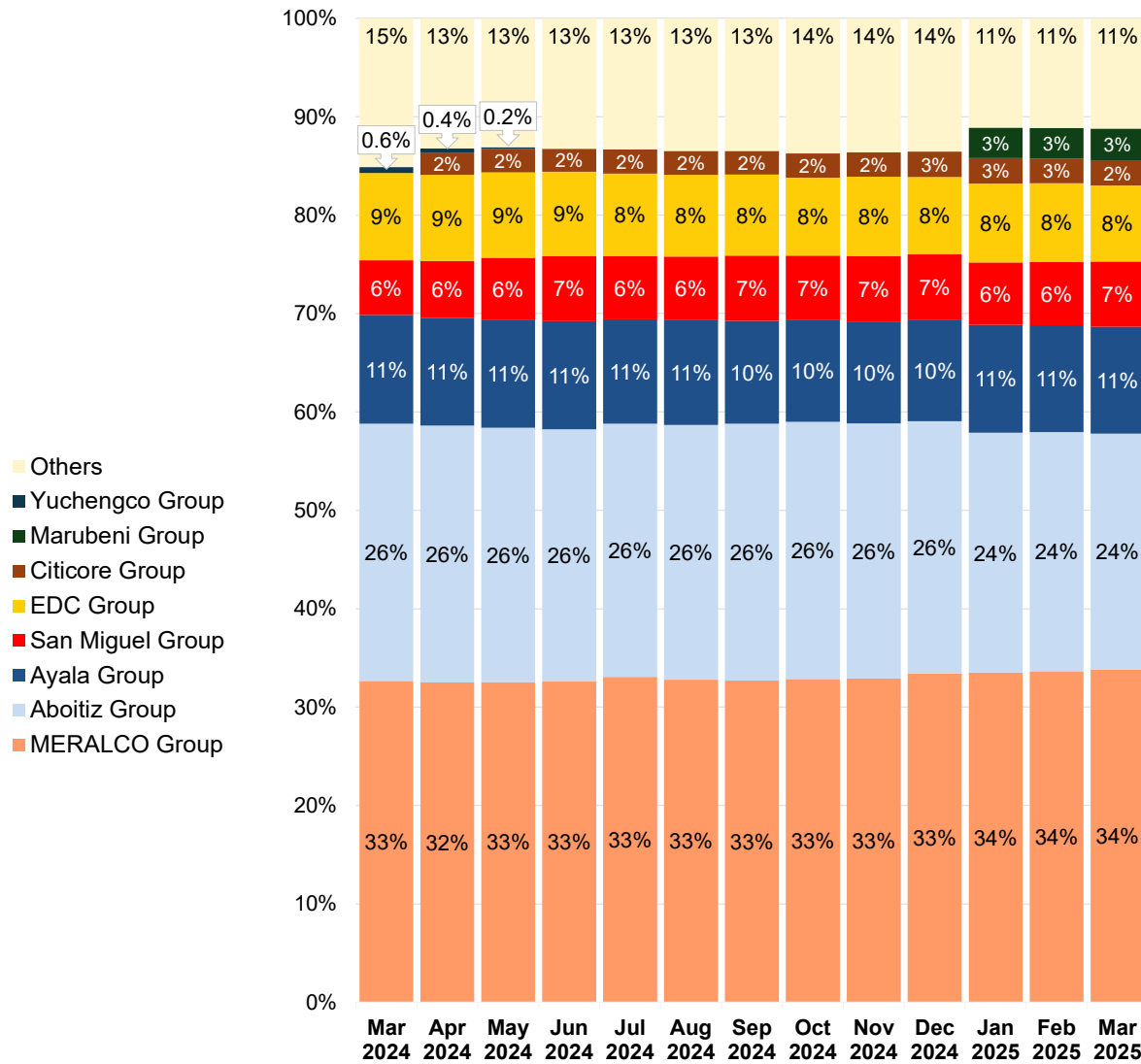


# RETAIL MARKET (RCOA) MARKET SHARE

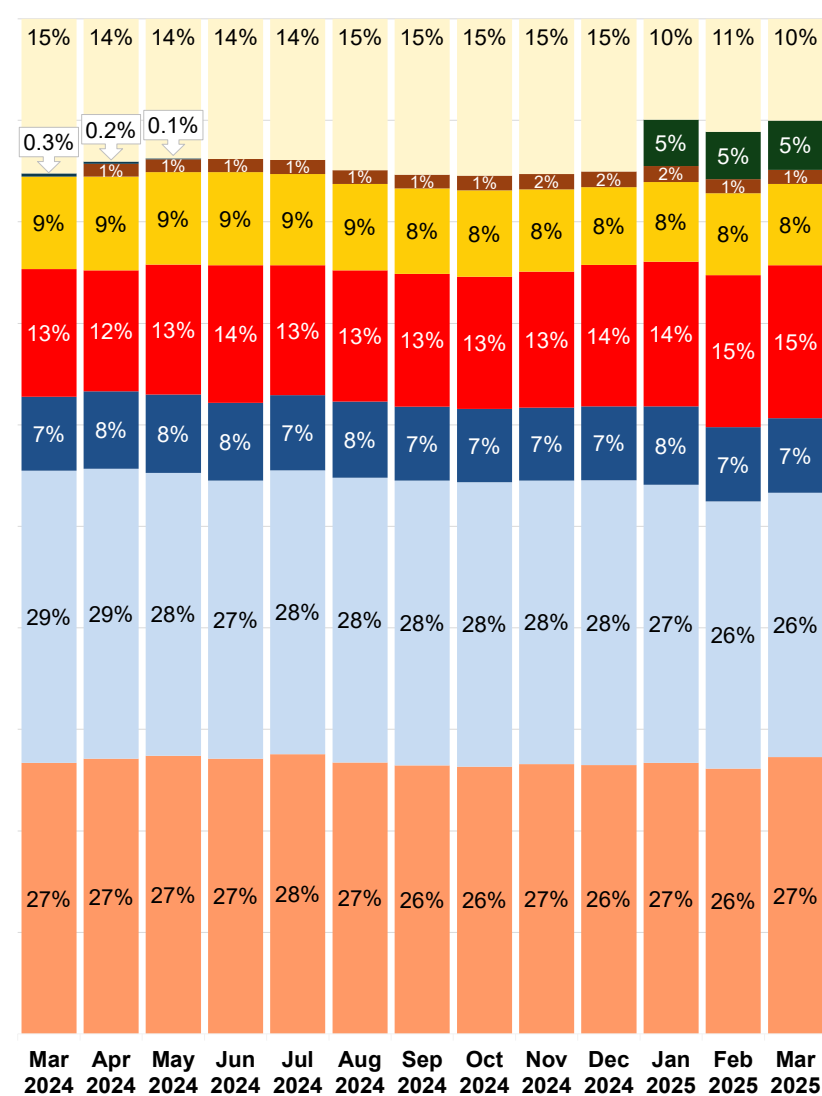
26 February - 25 March 2025



## Philippine Electricity Market Corporation



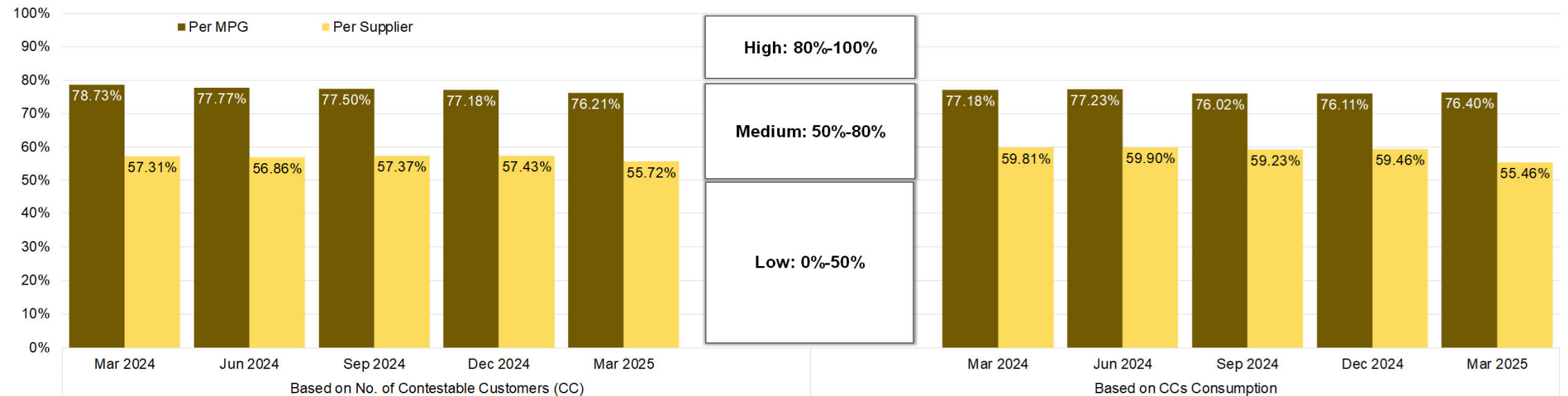
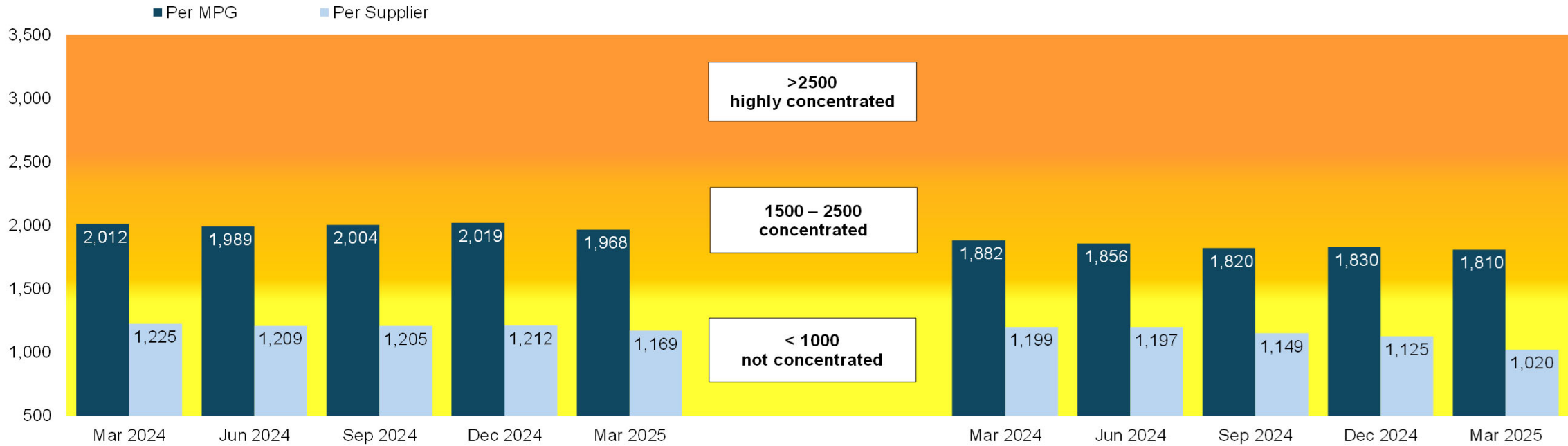
Share in No. of Contestable Customer



Share in CC Consumption

# RETAIL MARKET (RCOA) MARKET CONCENTRATION

26 February - 25 March 2025

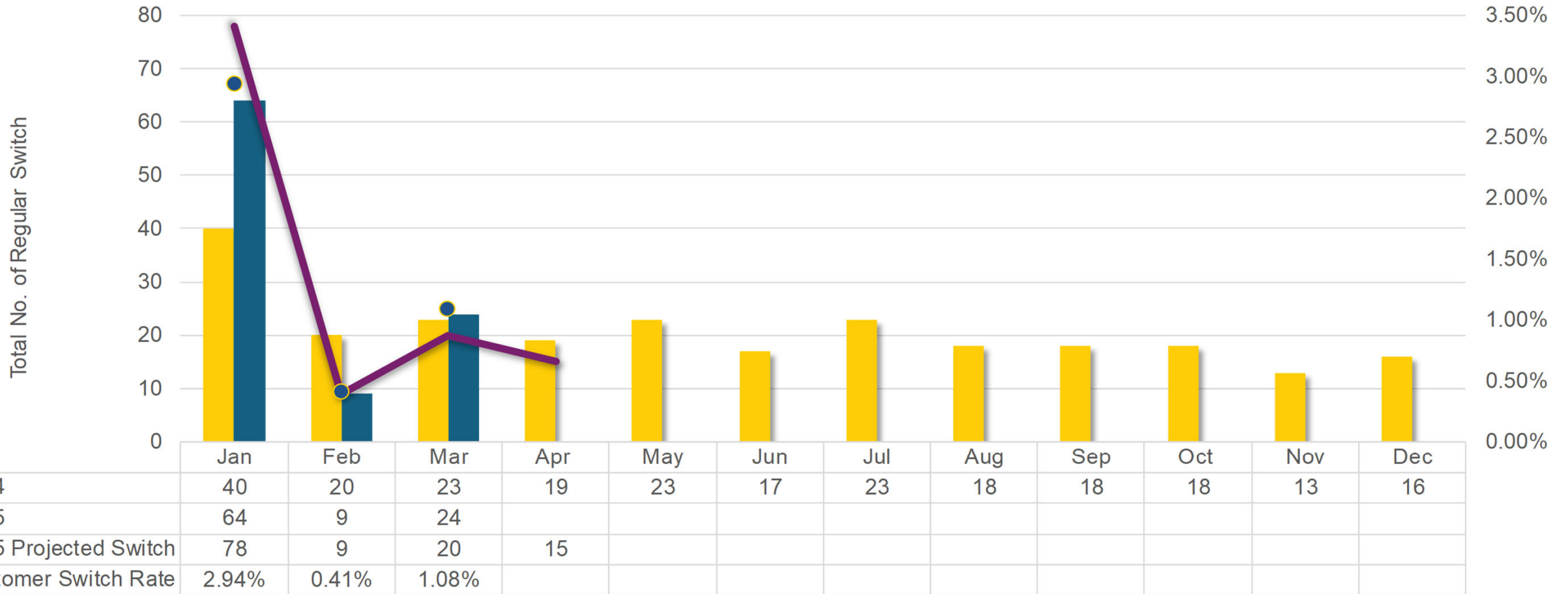


# RETAIL MARKET (RCOA) CUSTOMER SWITCHING

26 February - 25 March 2025



## Philippine Electricity Market Corporation

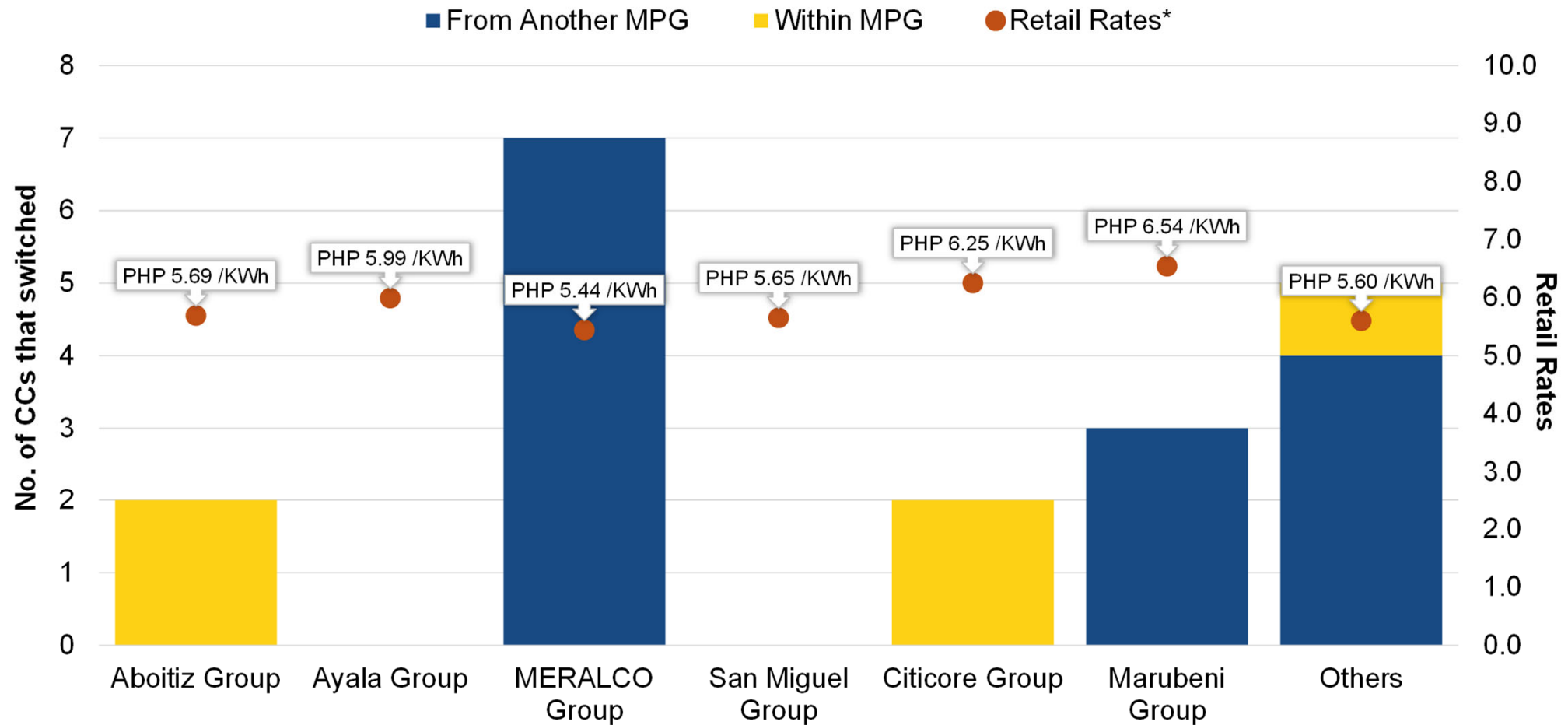


**Regular Switch - Commercial transfer of a Contestable Customer from one Supplier to another.**

**Projected Switch - Contestable Customers with projected contract expiration during the billing period.**

# RETAIL MARKET (RCOA) CUSTOMER SWITCHING

26 February - 25 March 2025



\*RES Weighted Average Price per MPG as of 25 January 2025

# GEOP

## AT A GLANCE

26 February - 25 March 2025



Total No. of Registered GEUs

**562**

6.24% increase



Number of Newly Registered GEUs

**33**


Previous Month: 5



Combined Market Share of Top Three Major Participant Group\*

**91.1%**

0.21% decrease



Total energy consumption of GEUs

**71 GWh**

1.96% decrease



GEU Consumption Share of Total End-User Demand

**0.81%**



GEUs Load Factor

**71.65%**

1.72% decrease



Spot Exposure Level

**0.15%**

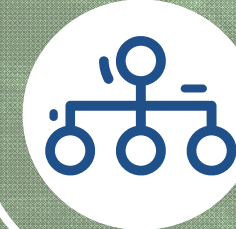
Previous Month: 0.07%



Customer Switches

**2**

Previous Month: 0



Market Structure per Major Participant Group (Concentration - HHI)

**Highly Concentrated**

Previous Month: Highly Concentrated

\*The sum of the market shares of the top three groups/suppliers, based on the number of GEUs, is used to measure the market concentration and assess how much of the market is held by the leading groups/suppliers within the program. A higher value indicates greater concentration.

Top 3 group/suppliers:

- Ayala Group
- Energy Development Corporation (EDC Group)
- Others: Shell Energy Philippines, Inc.

PUBLIC

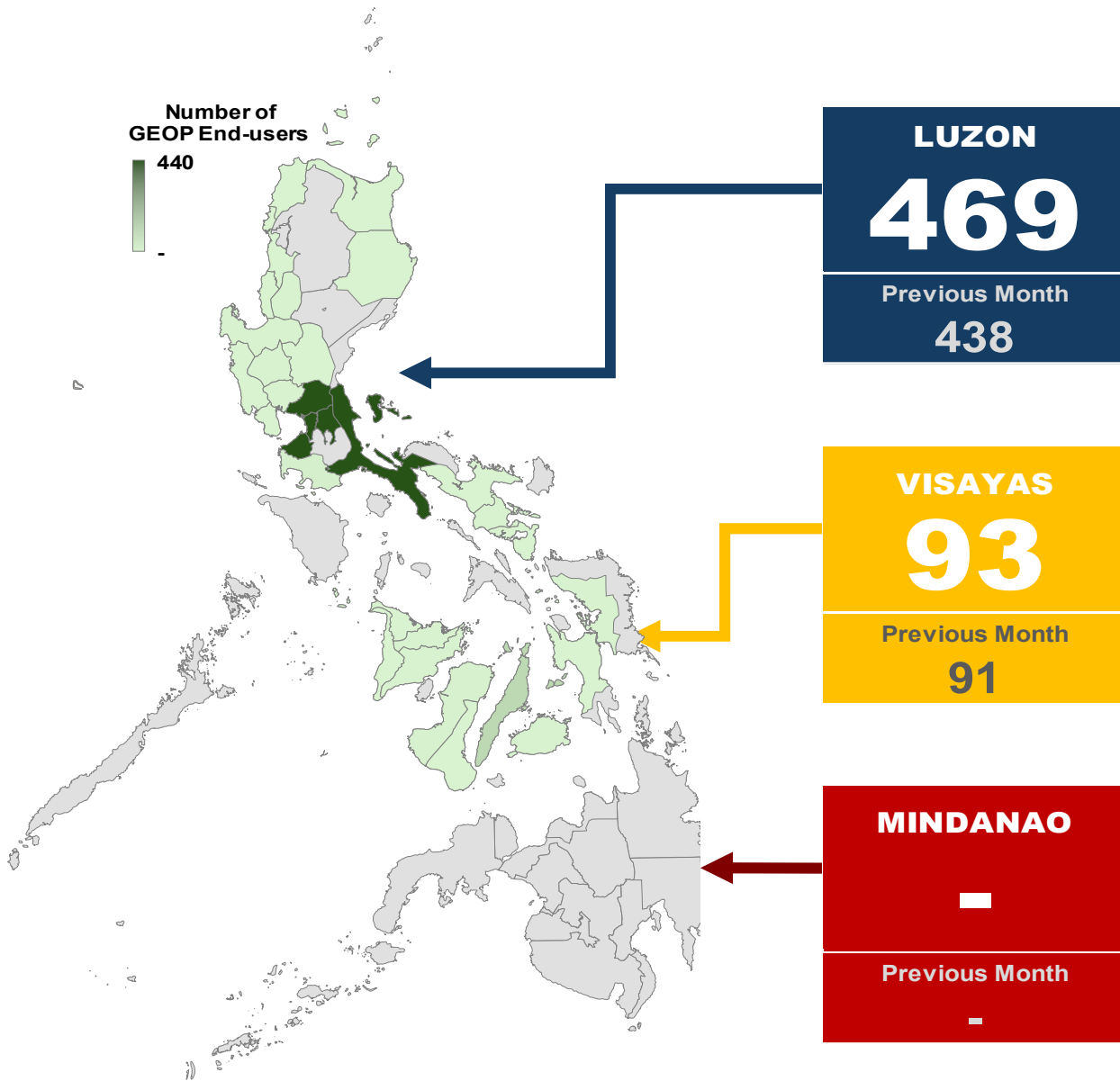
# RETAIL MARKET (GEOP)

## GEOP END-USERS

26 Ferbruary - 25 March 2025

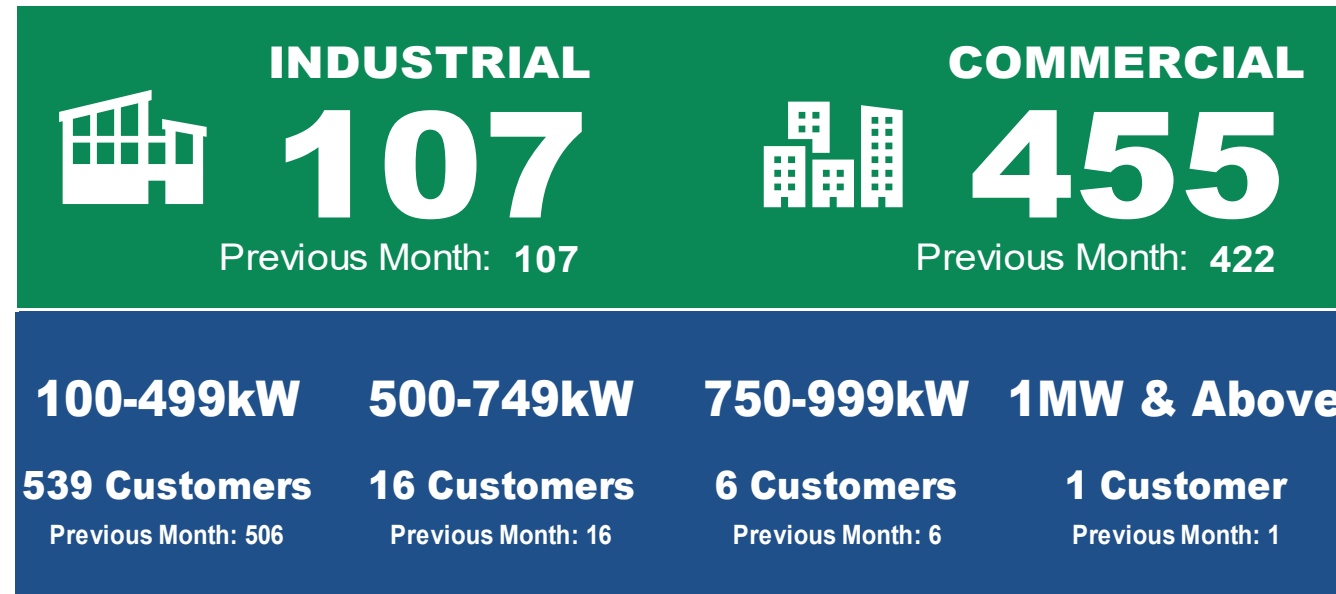


# Philippine Electricity Market Corporation



# 562

## Total Registered



# RETAIL MARKET (GEOP)

## RENEWABLE ENERGY SUPPLIERS

26 February - 25 March 2025



Philippine Electricity  
Market Corporation

**Type of Supplier      Registered      Serving GEUs**

|   |           |          |
|---|-----------|----------|
| <b>Renewable Energy Suppliers</b>         | <b>18</b> | <b>9</b> |
| Previous Month                            | 18        | 9        |
| <b>Local Retail Electricity Suppliers</b> | <b>1</b>  | <b>1</b> |
| Previous Month                            | 1         | 1        |
| <b>Supplier of Last Resort</b>            | <b>15</b> | <b>0</b> |
| Previous Month                            | 16        | 0        |

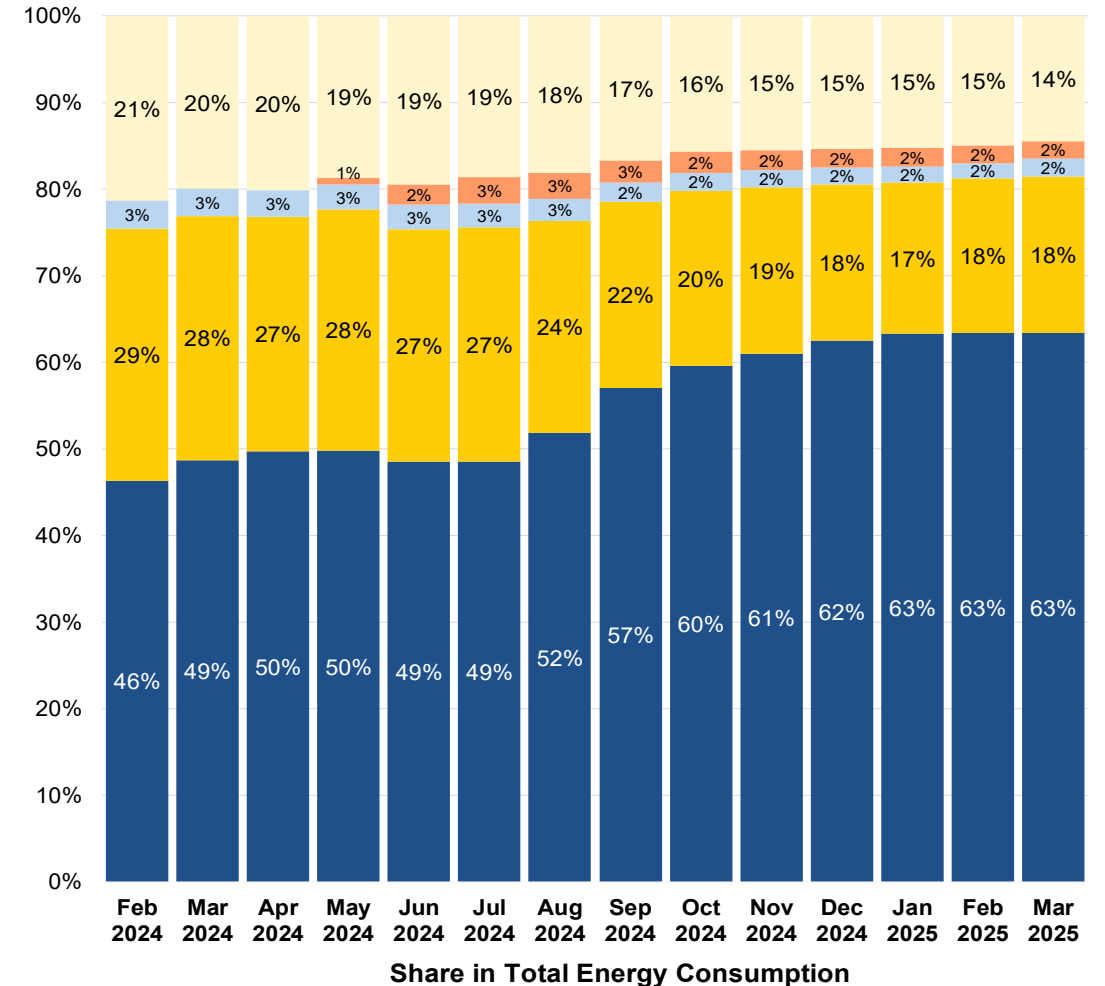
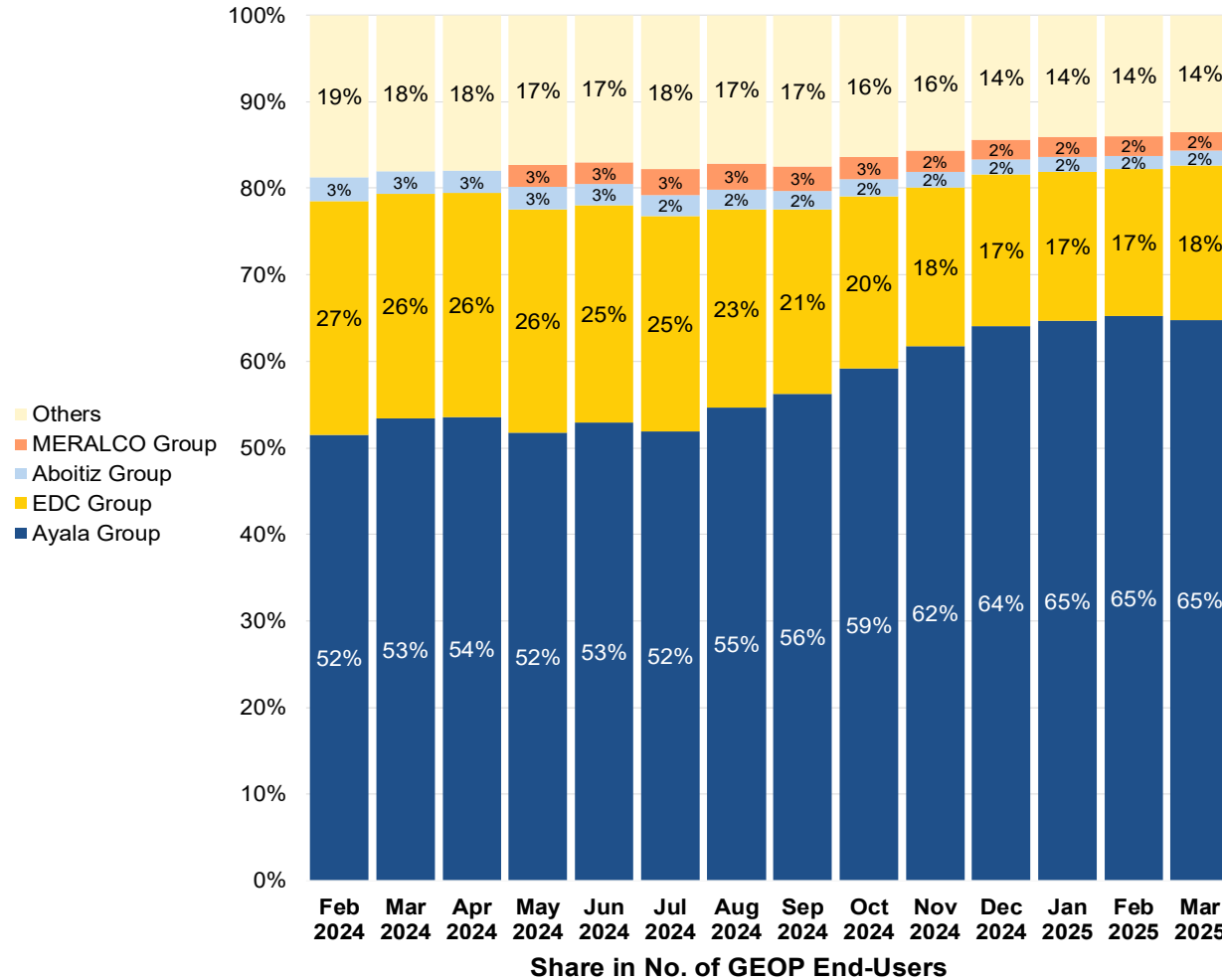


# RETAIL MARKET (GEOP) MARKET SHARE

26 February - 25 March 2025



## Philippine Electricity Market Corporation

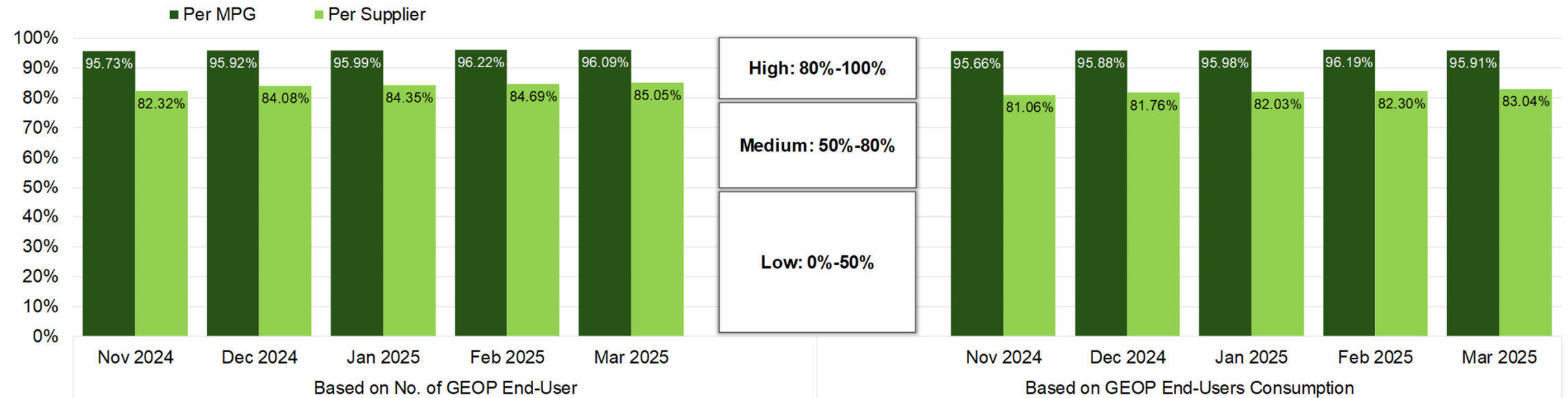
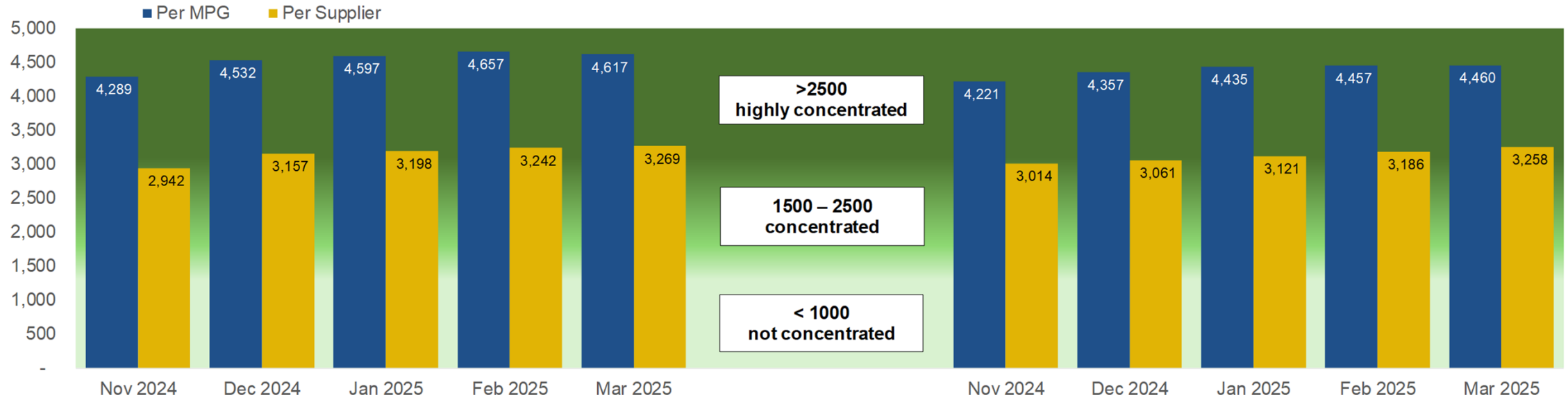


# RETAIL MARKET (GEOP) MARKET CONCENTRATION

26 February - 25 March 2025



## Philippine Electricity Market Corporation

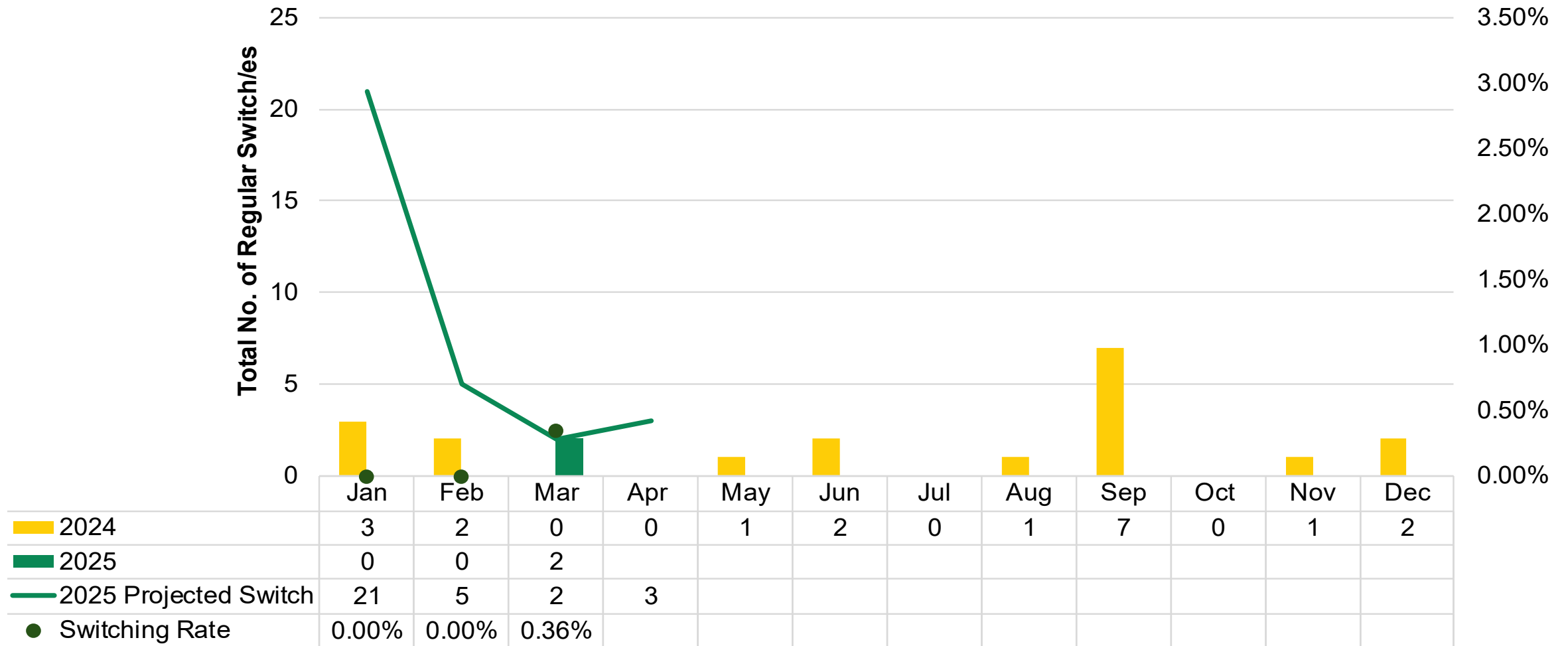


# RETAIL MARKET (GEOP) CUSTOMER SWITCHING

26 February - 25 March 2025



Philippine Electricity  
Market Corporation



*Regular Switch - Commercial transfer of a Contestable Customer from one Supplier to another.*

*Projected Switch - Contestable Customers with projected contract expiration during the billing period.*

# RETAIL MARKET ANNEX

26 February - 25 March 2025



## Philippine Electricity Market Corporation

| No. | Market Participant Name                  | RCOA | GEOP | No. | Market Participant Name                       | RCOA | GEOP |
|-----|--|------|------|-----|---|------|------|
| 1   | Aboitiz Energy Solutions, Inc.           | ✓    | ✓    | 27  | KEPCO SPC Power Corporation                   | ✓    |      |
| 2   | AC Energy and Infrastructure Corporation | ✓    |      | 28  | Kratos RES, Inc.                              | ✓    | ✓    |
| 3   | ACEN Corporation                         | ✓    | ✓    | 29  | Mabuhay Energy Corporation                    | ✓    |      |
| 4   | ACX3 Capital Holdings Inc.               | ✓    |      | 30  | Masinloc Power Partners Company Limited       | ✓    |      |
| 5   | Advent Energy, Inc.                      | ✓    | ✓    | 31  | Mazzaraty Energy Corporation                  | ✓    |      |
| 6   | Alsons Power Supply Corporation          | ✓    |      | 32  | MegawattSolutions Inc.                        | ✓    |      |
| 7   | Alluma Energy Management Solutions, Inc  | ✓    |      | 33  | MeridianX Inc.                                | ✓    |      |
| 8   | Anda Power Corporation RES               | ✓    |      | 34  | MINERGY Retail Energy Solutions, Inc.         | ✓    |      |
| 9   | AP Renewables Inc.                       | ✓    | ✓    | 35  | PetroGreen Energy Corporation                 | ✓    |      |
| 10  | Asiapac Green Renewable Energy Corp.     | ✓    |      | 36  | Premier Energy Resources Corporation          | ✓    |      |
| 11  | Bac-Man Geothermal, Inc.                 | ✓    | ✓    | 37  | PrimeRES Energy Corporation                   | ✓    |      |
| 12  | Citicore Energy Solutions, Inc.          | ✓    | ✓    | 38  | Prism Energy, Inc.                            | ✓    | ✓    |
| 13  | Coreenergy, Inc.                         | ✓    |      | 39  | Real Energy Corporation                       | ✓    |      |
| 14  | DirectPower Services, Inc.               | ✓    | ✓    | 40  | Rockport Power Inc.                           | ✓    |      |
| 15  | Ecozone Power Management, Inc.           | ✓    |      | 41  | SEM-Calaca RES Corporation                    | ✓    |      |
| 16  | EEL Energy Solutions Corporation         | ✓    | ✓    | 42  | Shell Energy Philippines, Inc. - RES          | ✓    | ✓    |
| 17  | Enerxia Corporation                      | ✓    |      | 43  | Limay Power Inc.                              | ✓    |      |
| 18  | EvoEnergi Inc.                           | ✓    |      | 44  | SN Aboitiz Power- Magat, Inc.                 | ✓    | ✓    |
| 19  | FDC Retail Electricity Sales Corporation | ✓    | ✓    | 45  | SN Aboitiz Power-RES, Inc.                    | ✓    | ✓    |
| 20  | First Gen Energy Solutions, Inc.         | ✓    | ✓    | 46  | Solar Philippines Retail Electricity, Inc.    | ✓    | ✓    |
| 21  | Global Energy Supply Corporation         | ✓    |      | 47  | Sunny Side Up Power Corporation               | ✓    |      |
| 22  | GNPower Ltd. Co.                         | ✓    |      | 48  | TeaM (Philippines) Energy Corporation         | ✓    |      |
| 23  | Green Energy Supply Solutions, Inc.      | ✓    |      | 49  | Therma Luzon, Inc.                            | ✓    | ✓    |
| 24  | Green Core Geothermal, Inc.              | ✓    | ✓    | 50  | Vantage Energy Solutions and Management, Inc. | ✓    |      |
| 25  | Hypergreen RES Energy Corporation        | ✓    |      | 51  | KIGEN Consortium Corporation                  | ✓    |      |
| 26  | Jin Navitas Electric Corporation         | ✓    |      |     |   |      |      |

# RETAIL MARKET

## GLOSSARY OF TERMS

**AGGREGATED GROUP**

End-users whose demand have been consolidated and supplied by a Retail Supplier to qualify for contestability under current rules issued by the Department of Energy (DOE) and the ERC.

**CAPTIVE MARKET**

The electricity End-users who do not have the choice of supplier of electricity, as may be determined by the ERC in accordance with the EPIRA.

**CONTESTABLE CUSTOMER**

An electricity end-user who has a choice of supplier of electricity, as may be determined by the ERC in accordance with Republic Act No. 9136.

**DIRECTLY CONNECTED CUSTOMER**

An industrial or bulk electricity end-user, that is supplied through the Grid or sub-transmission assets owned by the TransCo.

**FOUR-FIRM CONCENTRATION INDEX (C4)**

It measures the percentage of market share of the four largest firms in the market. Concentration levels are as follows: High: 80% to 100%; Medium: 50% to 80%; and Low: 0% to 50%.

**GEOP END-USER**

Any person or any entity requiring the supply and delivery of electricity sourcing one hundred percent (100%) of its electricity requirements from RE resources for its own use.

**HERFINDAHL-HIRSCHMAN INDEX (HHI)**

It is a commonly accepted measure of market concentration that takes into account the relative size and distribution of participants in the market. The HHI is a number between 0 and 10,000, which is calculated as the sum of squares of the participant's market share. The HHI approaches zero when the market has very large number of participants with each having a relatively small market share. In contrary, the HHI increases as the number of participants in the market decreases, and the disparity in the market shares among the participants increases. The following are the widely used HHI screening numbers: (1) less than 1,500 - not concentrated; (2) 1,500 to 2,500 - moderately concentrated; and (3) greater than 2,500 - highly concentrated.

**LOCAL RETAIL ELECTRICITY SUPPLIERS (LRES)**

The non-regulated business segment of the DU catering to the Retail Market only within its Franchise Area.

**PROJECTED SWITCH**

Contestable Customers with projected contract expiration during the billing period.

PUBLIC

# RETAIL MARKET GLOSSARY OF TERMS



**Philippine Electricity  
Market Corporation**

## **REGULAR SWITCH**

The commercial transfer of a Retail Customer from a Retail Supplier to another Retail Supplier.

## **RENEWABLE ENERGY SUPPLIER (RE SUPPLIER)**

Individuals or juridical entities created, registered, or authorized to operate in the Philippines in accordance with existing laws and engaged in the provision or supply of electric power from RE resources to End-user, duly issued operating permits by the DOE.

### **DISCLAIMER**

The information contained in this document is based on the available retail market data. The same information is subject to change as updated figures come in. As such, the PEMC does not make any representation or warranty as to the completeness of this information. The PEMC likewise accepts no responsibility or liability whatsoever for any loss or cost incurred by a reader arising from, or in relation to, any conclusion or assumption derived from the information found herein.