

MONTHLY RETAIL MARKET STATISTICS

APRIL 2025
(26 March to 25 April 2025)

Document Information Classification: Public

The information contained in this document is based on data that are subject to continuous verification by the Philippine Electricity Market Corporation (PEMC). The same information is subject to change as updated figures come in.



RCOA

AT A GLANCE


26 March - 25 April 2025



Total No. of Registered CCs

2,238

0.99% increase



Total Energy Consumption of CCs

2,055 GWh

7.11% increase



Market Structure per Major Participant Group (Concentration - HHI)**

Highly Concentrated

Previous Month: Concentrated



CCs Load Factor

60.15%

26.91% decrease



Number of Newly Registered CCs

26

Previous Month: 23



CC Consumption Share of Total End-User Demand

20.10%



Combined Market Share of Top Three Major Participant Group*

69.0%

0.78% increase



Spot Exposure Level

2.68%

54.82% decrease



Customer Switches

36

Previous Month: 24



No. of Ceased CCs

4

Previous Month: 2



Weighted Average Retail Generation Rate

PHP 5.63/kWh

As of February 2025

*The sum of the market shares of the top three groups/suppliers, based on the number of CCs, is used to measure the market concentration and assess how much of the market is held by the leading groups/suppliers within the program. A higher value indicates greater concentration.

** Herfindahl-Hirschman Index concentration level based on the Merger Guidelines of the United States Department of Justice and the Federal Trade Commission

Top 3 group/suppliers:

- MERALCO Group
- Aboitiz Group
- Ayala Group

HHI < 1,000: Not Concentrated

1,000 ≤ HHI ≤ 1,800: Moderately Concentrated

HHI > 1,800: Highly Concentrated

**RETAIL
AGGREGATION
PROGRAM (RAP)*****



Total Energy Consumption of RAGs

3.71 GWh

Previous Month: 0.94 GWh



Total No. of Registered RAG

7

Previous Month: 3

***Statistics from the RAP have been integrated into the figures and values shown in the RCOA.

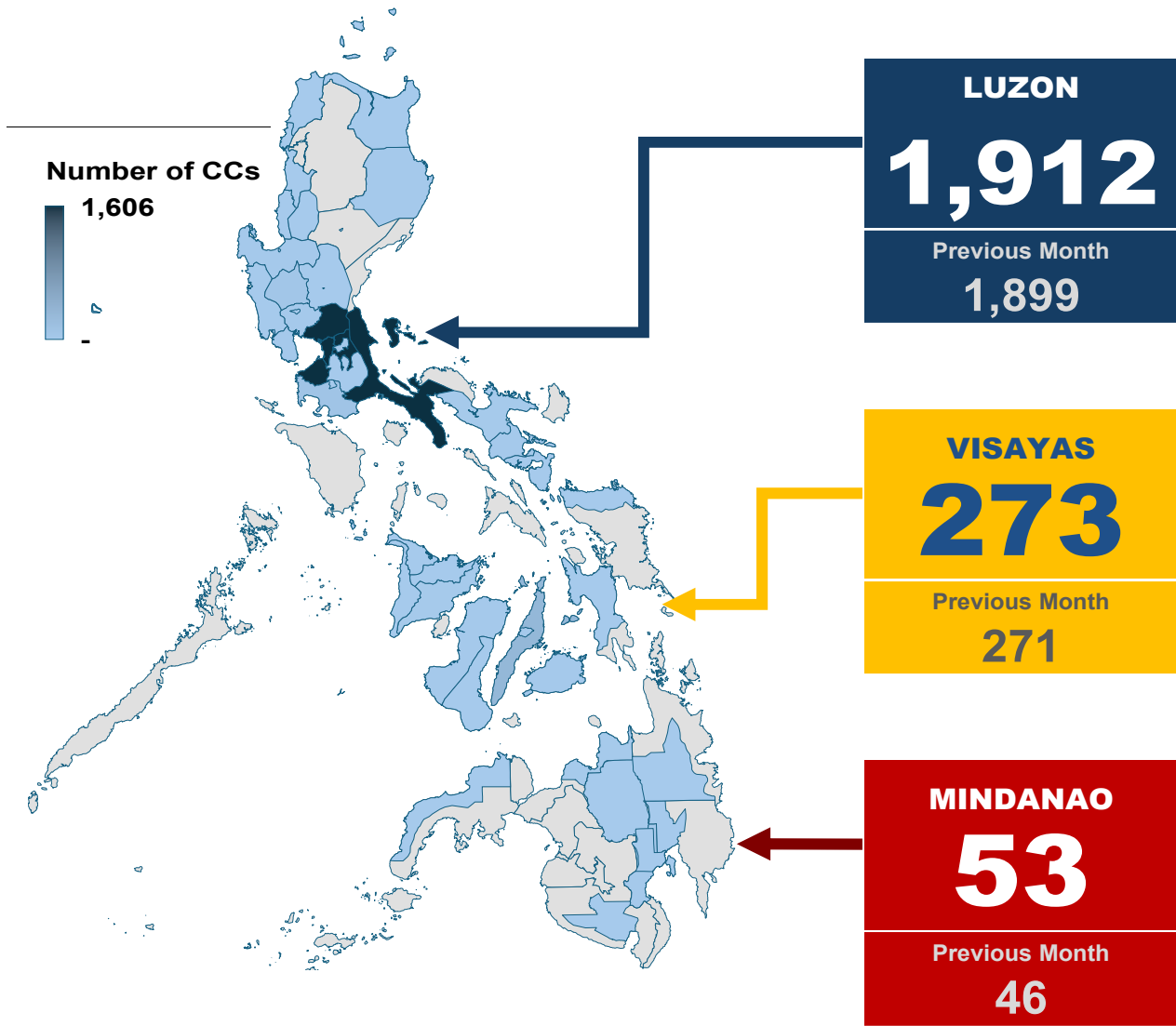
PUBLIC

RETAIL MARKET (RCOA) CONTESTABLE CUSTOMERS (CC)

26 March - 25 April 2025



Philippine Electricity Market Corporation



2,238

Total Registered



PUBLIC

RETAIL MARKET (RCOA) RETAIL ELECTRICITY SUPPLIERS

26 March - 25 April 2025



Philippine Electricity Market Corporation

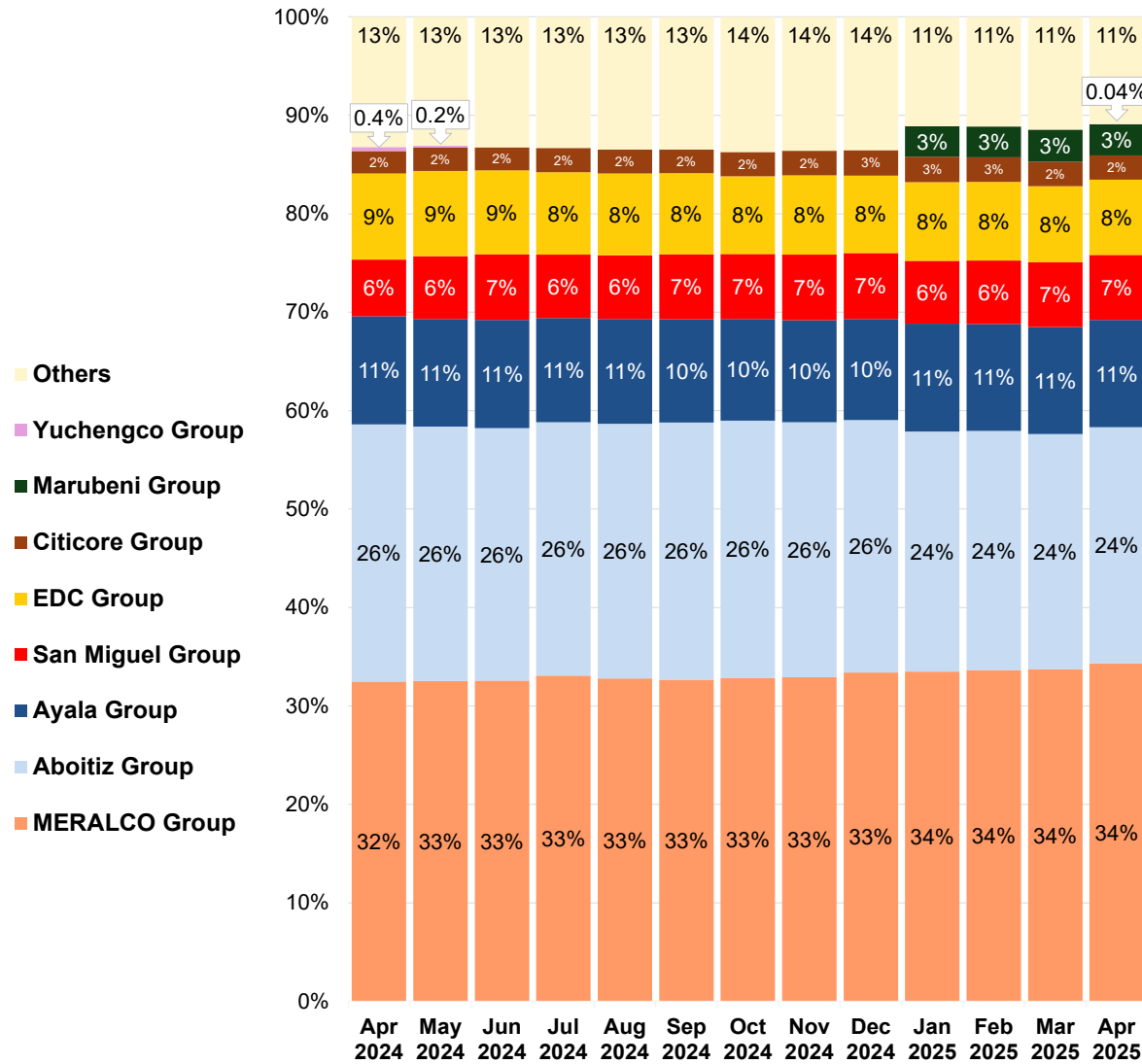
Type of Supplier	Registered	Serving CCs
Retail Electricity Suppliers (RES)	52	38
Previous Month	51	37
Local Retail Electricity Suppliers (LRES)	14	2
Previous Month	14	2
Supplier of Last Resort (SoLR)	27	0
Previous Month	27	0

RETAIL MARKET (RCOA) MARKET SHARE

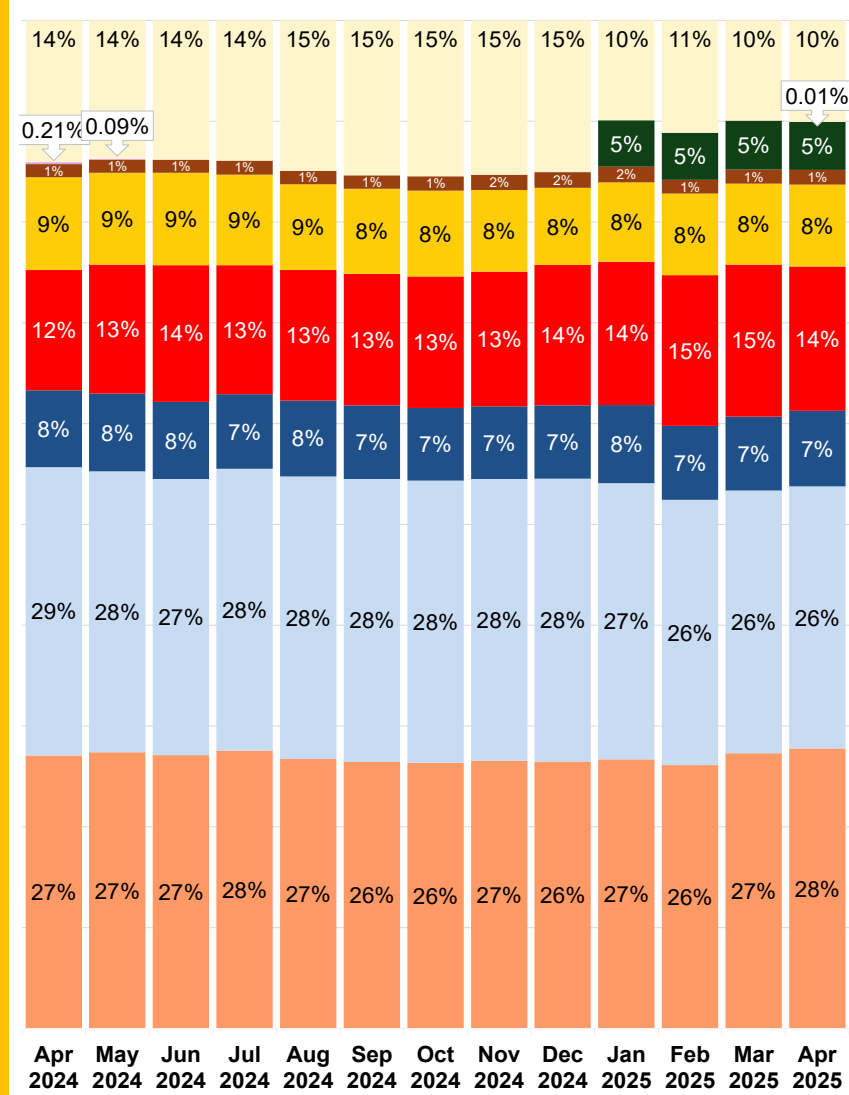
26 March - 25 April 2025



Philippine Electricity Market Corporation



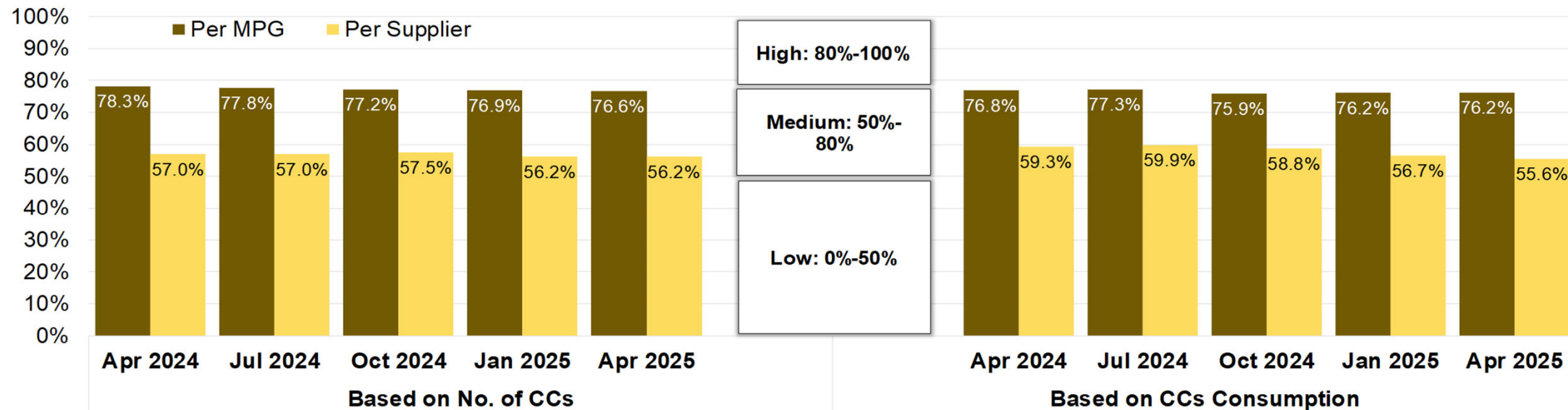
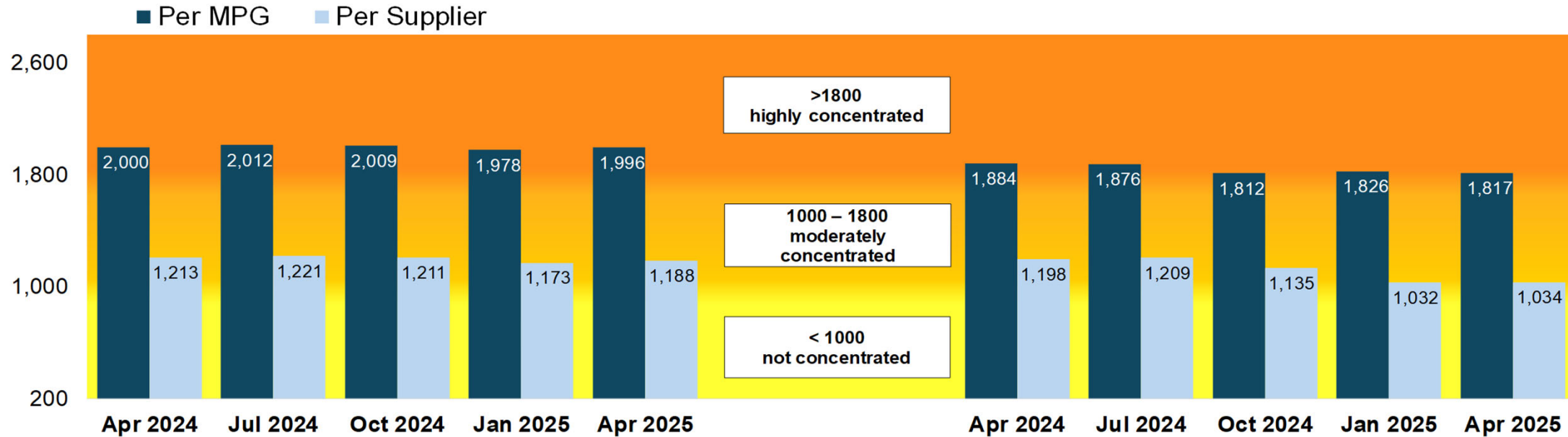
Share in No. of CC



Share in CC Consumption

RETAIL MARKET (RCOA) MARKET CONCENTRATION

26 March - 25 April 2025

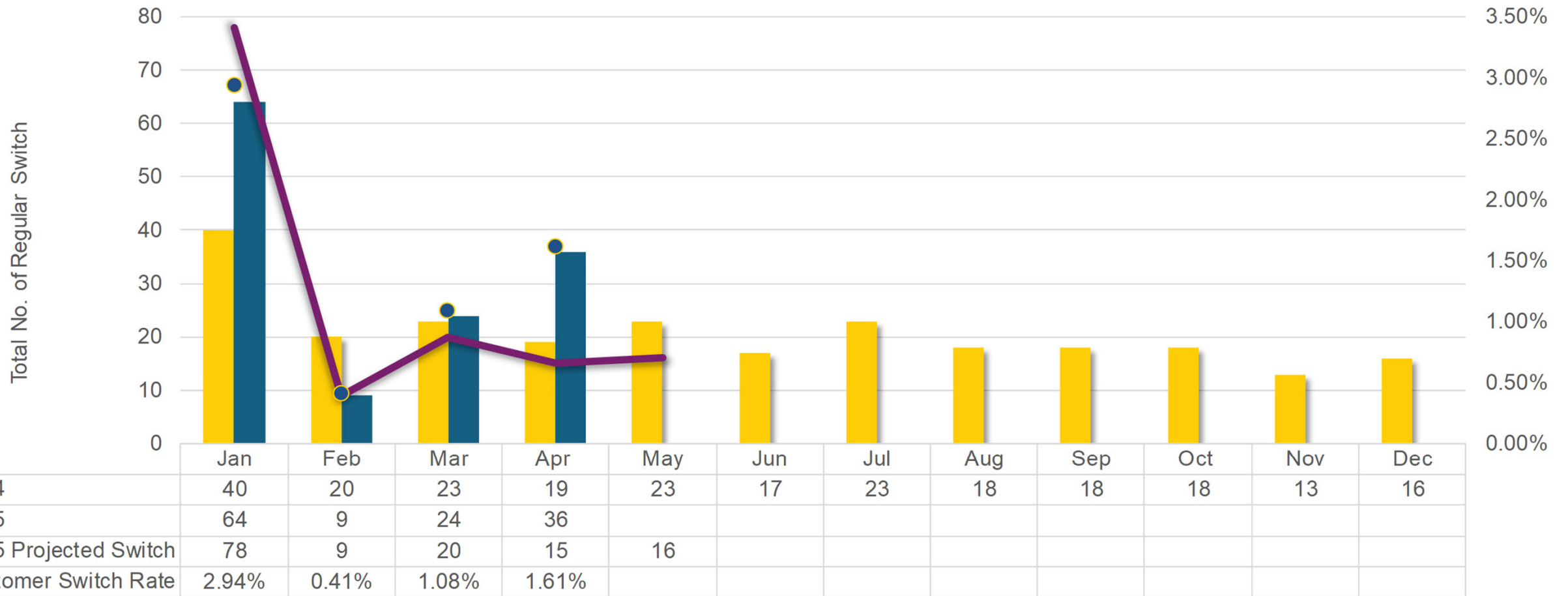


RETAIL MARKET (RCOA) CUSTOMER SWITCHING

26 March - 25 April 2025



Philippine Electricity
Market Corporation

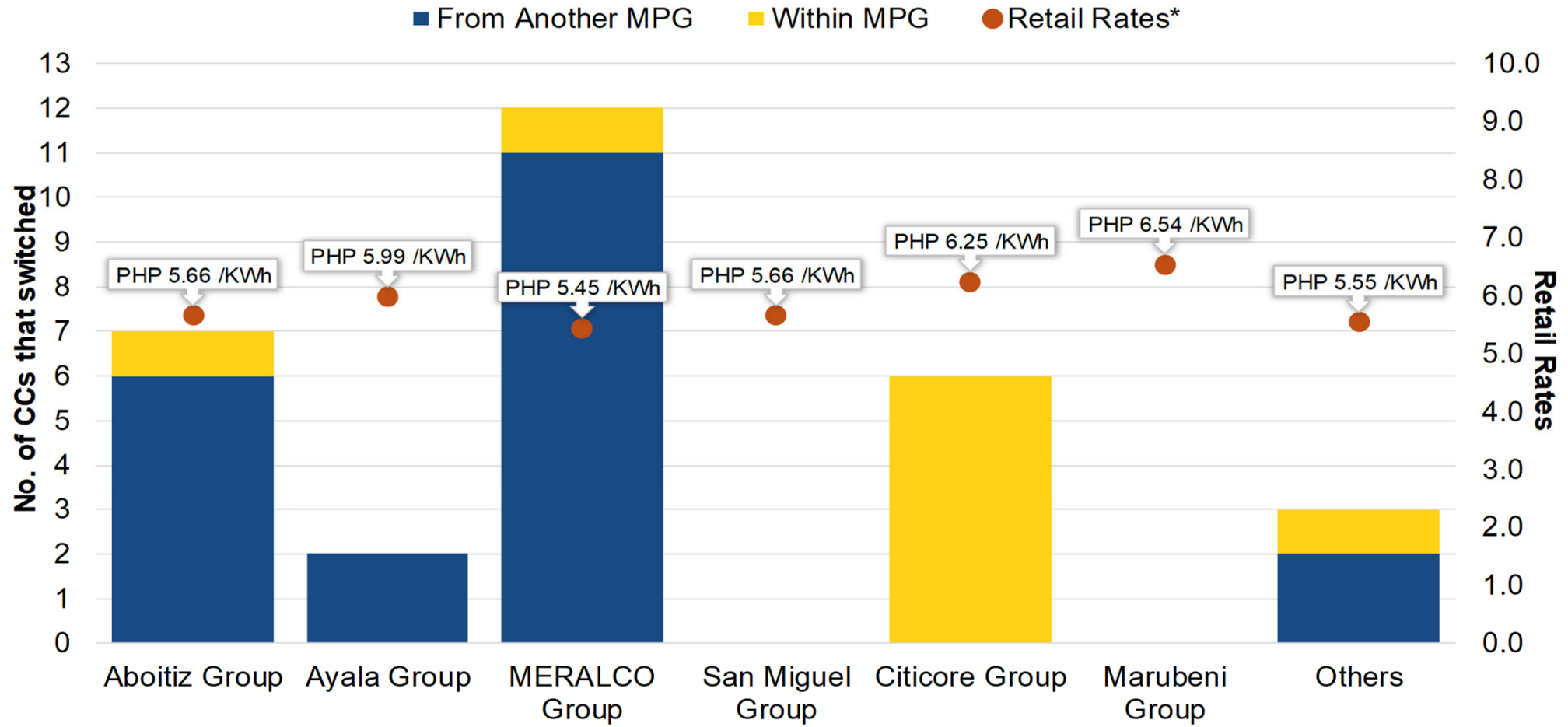


Regular Switch - Commercial transfer of a Contestable Customer from one Supplier to another.

Projected Switch - Contestable Customers with projected contract expiration during the billing period.

RETAIL MARKET (RCOA) CUSTOMER SWITCHING

26 March - 25 April 2025



*RES Weighted Average Price per MPG as of 25 February 2025

GEOP

AT A GLANCE


26 March - 25 April 2025



Total No. of Registered GEUs

581

3.38% increase



Total Energy Consumption of GEUs

80 GWh

13.14% increase



Market Structure per Major Participant Group (Concentration - HHI)**

Highly Concentrated

Previous Month: Highly Concentrated



GEU Load Factor

68.50%

4.40% decrease



Number of Newly Registered GEUs

19

Previous Month: 33



GEU Consumption Share of Total End-User Demand

0.78%



Combined Market Share of Top Three Major Participant Group*

91.4%

0.32% increase



Spot Exposure Level

0.23%

56.62% increase



Customer Switches

0

Previous Month: 2



No. of Ceased GEUs

0

Previous Month: 0



RE Supplier Average Price

PHP 6.74/kWh

As of February 2025

*The sum of the market shares of the top three groups/suppliers, based on the number of GEUs, is used to measure the market concentration and assess how much of the market is held by the leading groups/suppliers within the program. A higher value indicates greater concentration.

Top 3 group/suppliers:

- Ayala Group
- Energy Development Corporation (EDC Group)
- Others: Shell Energy Philippines, Inc.

** Herfindahl-Hirschman Index concentration level based on the Merger Guidelines of the United States Department of Justice and the Federal Trade Commission

HHI < 1,000: Not Concentrated
1,000 ≤ HHI ≤ 1,800: Moderately Concentrated
HHI > 1,800: Highly Concentrated

PUBLIC

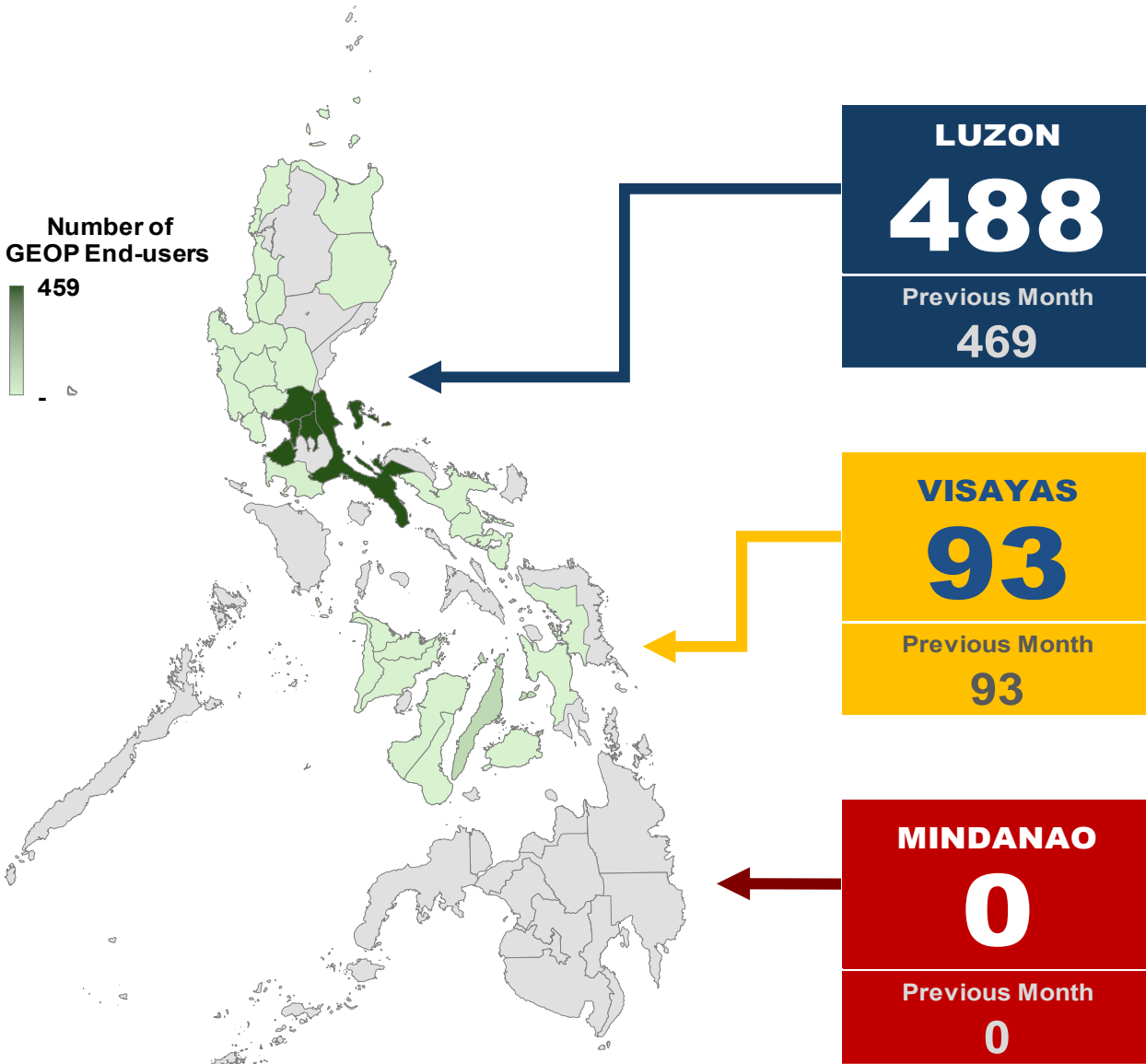
RETAIL MARKET (GEOP)

GEOP END-USERS

26 March - 25 April 2025

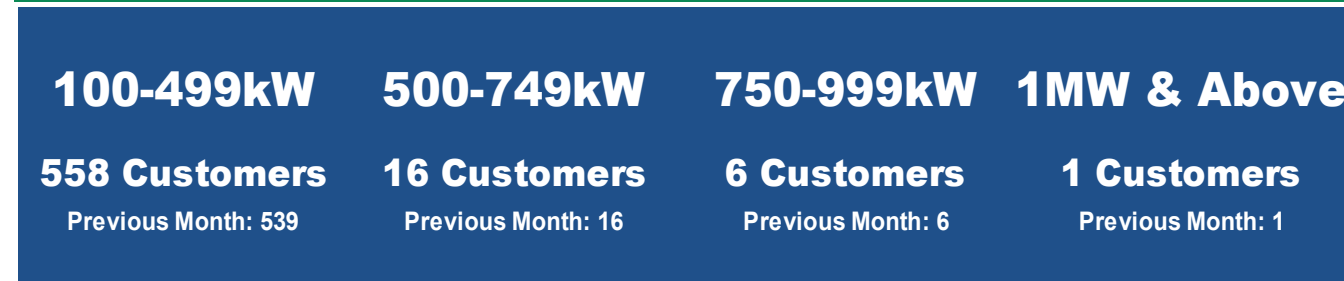


Philippine Electricity Market Corporation



581

Total Registered



PUBLIC

RETAIL MARKET (GEOP) RENEWABLE ENERGY SUPPLIERS

26 March - 25 April 2025



Philippine Electricity
Market Corporation

Type of Supplier Registered Serving GEUs

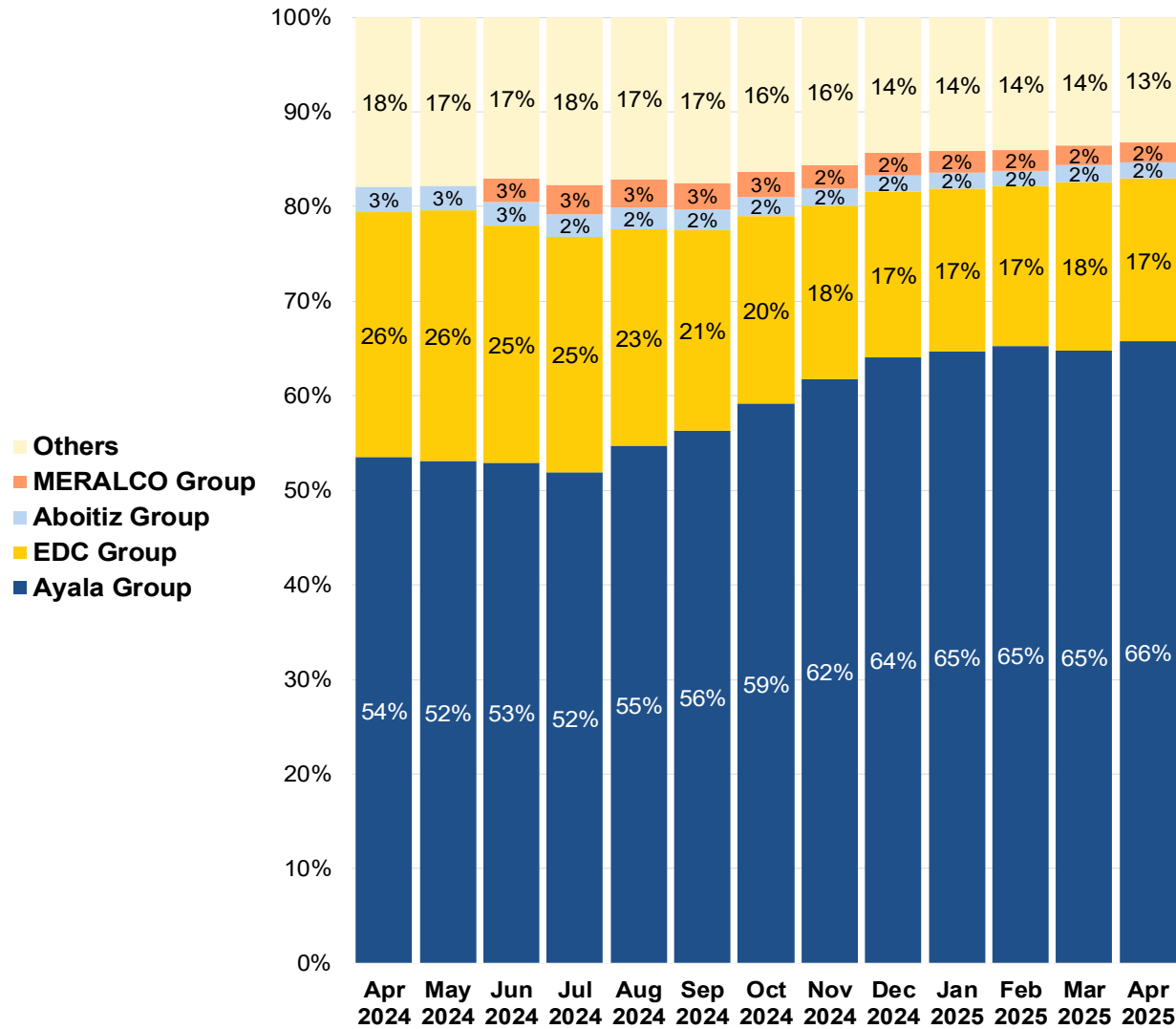
Renewable Energy Suppliers (RE Supplier)	18	9
Previous Month	18	9
Local Retail Electricity Suppliers (LRES)	1	1
Previous Month	1	1
Supplier of Last Resort (SoLR)	15	0
Previous Month	15	0

RETAIL MARKET (GEOP) MARKET SHARE

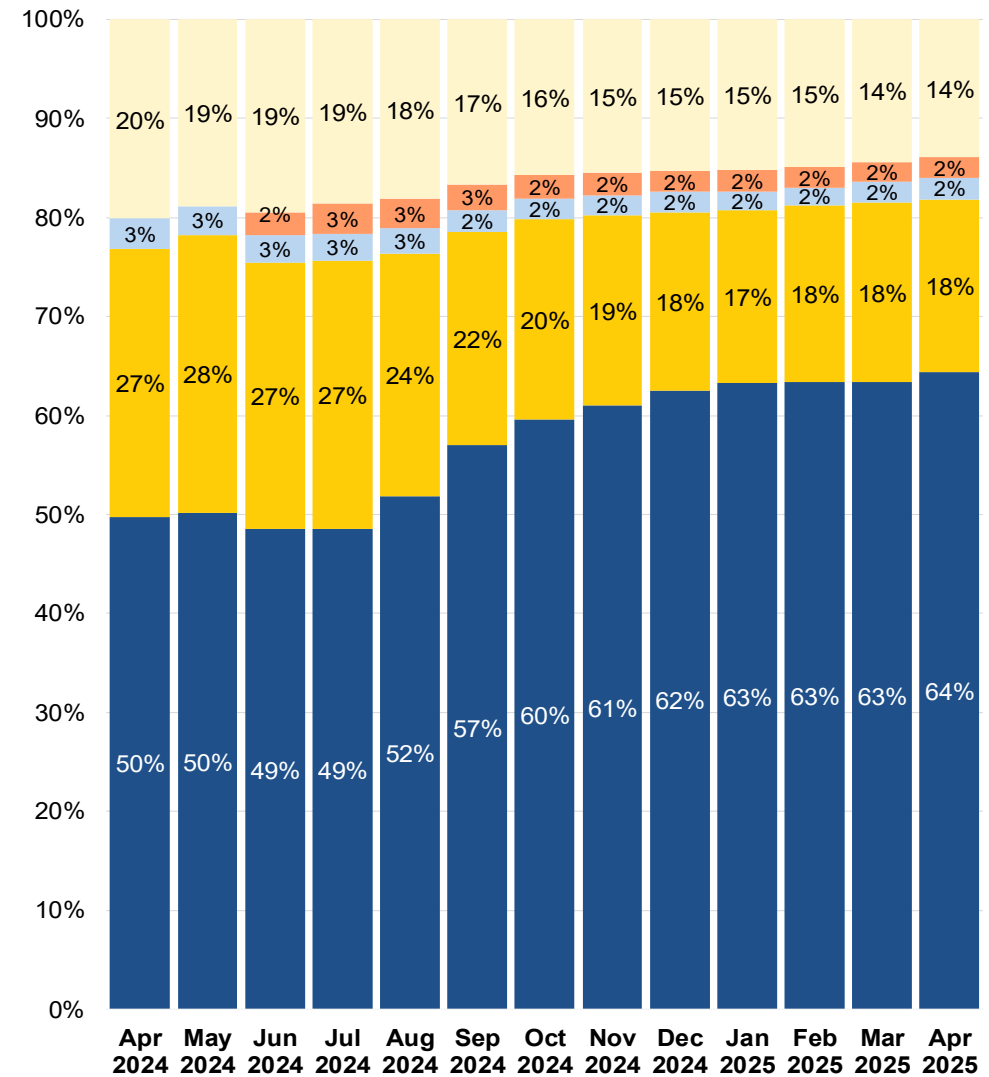
26 March - 25 April 2025



Philippine Electricity Market Corporation



Share in No. of GEOP End-Users



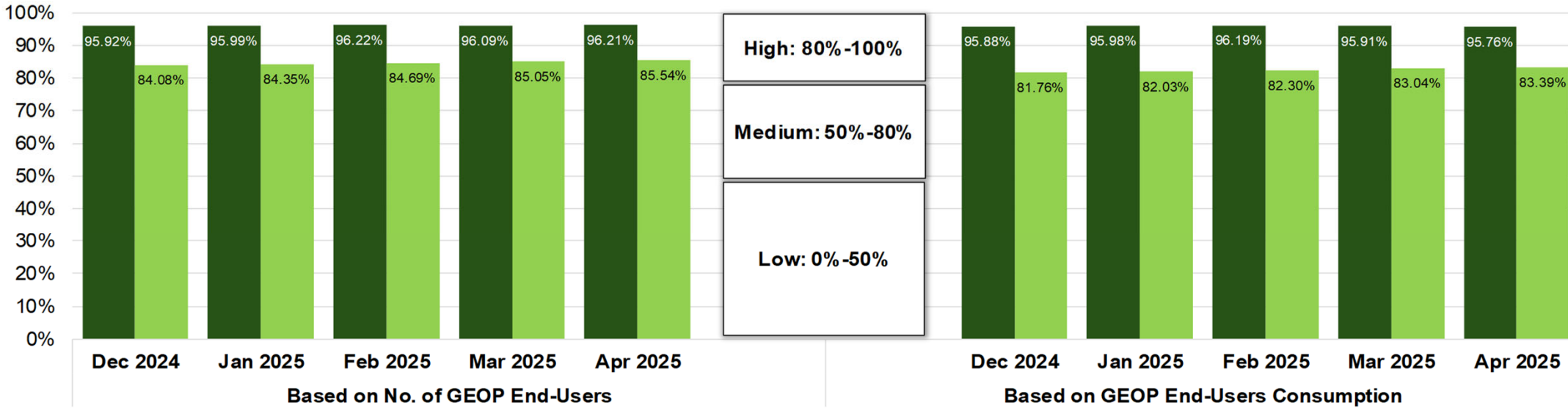
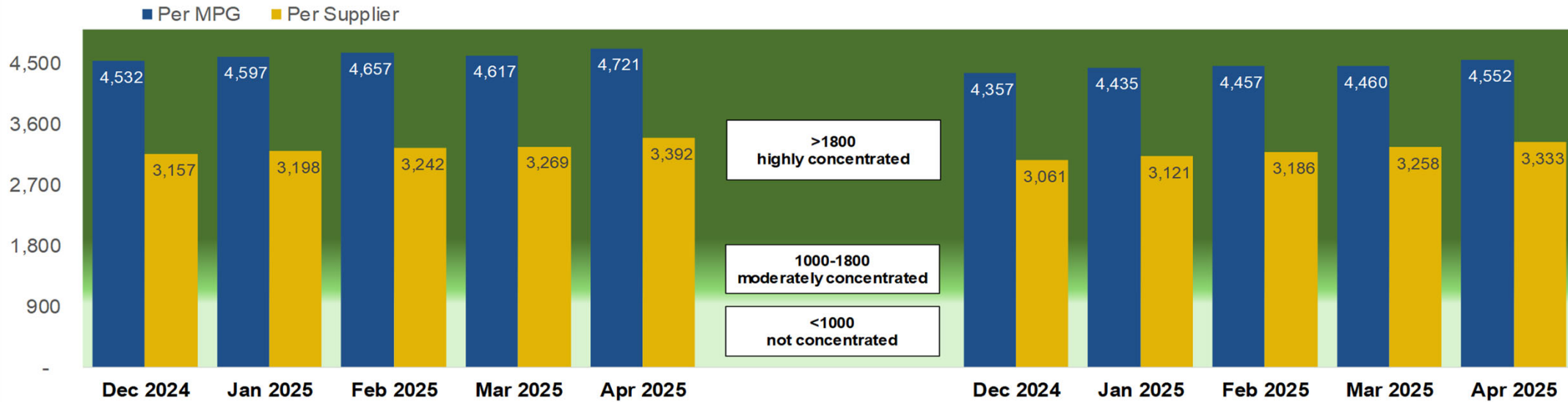
Share in Total Energy Consumption

RETAIL MARKET (GEOP) MARKET CONCENTRATION

26 March - 25 April 2025



Philippine Electricity Market Corporation

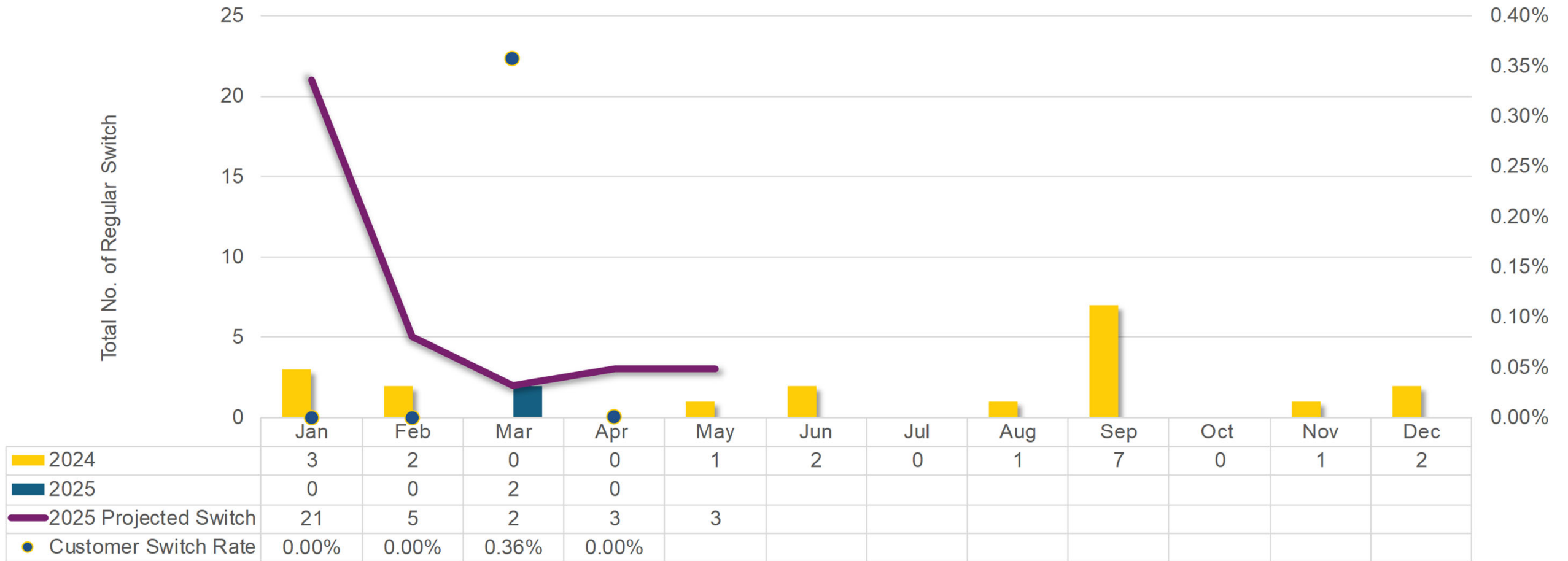


RETAIL MARKET (GEOP) CUSTOMER SWITCHING

26 March - 25 April 2025



Philippine Electricity
Market Corporation



Regular Switch - Commercial transfer of a Contestable Customer from one Supplier to another.

Projected Switch - Contestable Customers with projected contract expiration during the billing period.

RETAIL MARKET

ANNEX

26 March - 25 April 2025



Philippine Electricity Market Corporation

No.	Market Participant Name	RCOA	GEOP	No.	Market Participant Name	RCOA	GEOP
1	Aboitiz Energy Solutions, Inc.	✓	✓	27	KEPCO SPC Power Corporation	✓	
2	AC Energy and Infrastructure Corporation	✓		28	Kratos RES, Inc.	✓	✓
3	ACEN Corporation	✓	✓	29	Mabuhay Energy Corporation	✓	
4	ACX3 Capital Holdings Inc.	✓		30	Masinloc Power Partners Company Limited	✓	
5	Advent Energy, Inc.	✓	✓	31	Mazzaraty Energy Corporation	✓	
6	Alsons Power Supply Corporation	✓		32	MegawattSolutions Inc.	✓	
7	Alluma Energy Management Solutions, Inc	✓		33	MeridianX Inc.	✓	
8	Anda Power Corporation RES	✓		34	MINERGY Retail Energy Solutions, Inc.	✓	
9	AP Renewables Inc.	✓	✓	35	PetroGreen Energy Corporation	✓	
10	Asiapac Green Renewable Energy Corp.	✓		36	Premier Energy Resources Corporation	✓	
11	Bac-Man Geothermal, Inc.	✓	✓	37	PrimeRES Energy Corporation	✓	
12	Citicore Energy Solutions, Inc.	✓	✓	38	Prism Energy, Inc.	✓	✓
13	Coreenergy, Inc.	✓		39	Real Energy Corporation	✓	
14	DirectPower Services, Inc.	✓	✓	40	Rockport Power Inc.	✓	
15	Ecozone Power Management, Inc.	✓		41	SEM-Calaca RES Corporation	✓	
16	EEI Energy Solutions Corporation	✓	✓	42	Shell Energy Philippines, Inc. - RES	✓	✓
17	Enerxia Corporation	✓		43	Limay Power Inc.	✓	
18	EvoEnergi Inc.	✓		44	SN Aboitiz Power- Magat, Inc.	✓	✓
19	FDC Retail Electricity Sales Corporation	✓	✓	45	SN Aboitiz Power-RES, Inc.	✓	✓
20	First Gen Energy Solutions, Inc.	✓	✓	46	Solar Philippines Retail Electricity, Inc.	✓	✓
21	Global Energy Supply Corporation	✓		47	Sunny Side Up Power Corporation	✓	
22	GNPower Ltd. Co.	✓		48	TeaM (Philippines) Energy Corporation	✓	
23	Green Energy Supply Solutions, Inc.	✓		49	Therma Luzon, Inc.	✓	✓
24	Green Core Geothermal, Inc.	✓	✓	50	Vantage Energy Solutions and Management, Inc.	✓	
25	Hypergreen RES Energy Corporation	✓		51	KIGEN Consortium Corporation	✓	
26	Jin Navitas Electric Corporation	✓		52	HDM-RES Energy Development Corporation	✓	

RETAIL MARKET

GLOSSARY OF TERMS

**AGGREGATED GROUP**

End-users whose demand have been consolidated and supplied by a Retail Supplier to qualify for contestability under current rules issued by the Department of Energy (DOE) and the ERC.

CAPTIVE MARKET

The electricity End-users who do not have the choice of supplier of electricity, as may be determined by the ERC in accordance with the EPIRA.

CONTESTABLE CUSTOMER

An electricity end-user who has a choice of supplier of electricity, as may be determined by the ERC in accordance with Republic Act No. 9136.

DIRECTLY CONNECTED CUSTOMER

An industrial or bulk electricity end-user, that is supplied through the Grid or sub-transmission assets owned by the TransCo.

FOUR-FIRM CONCENTRATION INDEX (C4)

It measures the percentage of market share of the four largest firms in the market. Concentration levels are as follows: High: 80% to 100%; Medium: 50% to 80%; and Low: 0% to 50%.

GEOP END-USER

Any person or any entity requiring the supply and delivery of electricity sourcing one hundred percent (100%) of its electricity requirements from RE resources for its own use.

HERFINDAHL-HIRSCHMAN INDEX (HHI)

It is a commonly accepted measure of market concentration that takes into account the relative size and distribution of participants in the market. The HHI is a number between 0 and 10,000, which is calculated as the sum of squares of the participant's market share. The HHI approaches zero when the market has very large number of participants with each having a relatively small market share. In contrary, the HHI increases as the number of participants in the market decreases, and the disparity in the market shares among the participants increases. The following are the widely used HHI screening numbers: (1) less than 1,500 - not concentrated; (2) 1,500 to 2,500 - moderately concentrated; and (3) greater than 2,500 - highly concentrated.

LOCAL RETAIL ELECTRICITY SUPPLIERS (LRES)

The non-regulated business segment of the DU catering to the Retail Market only within its Franchise Area.

PROJECTED SWITCH

Contestable Customers with projected contract expiration during the billing period.

PUBLIC

RETAIL MARKET GLOSSARY OF TERMS



Philippine Electricity
Market Corporation

REGULAR SWITCH

The commercial transfer of a Retail Customer from a Retail Supplier to another Retail Supplier.

RENEWABLE ENERGY SUPPLIER (RE SUPPLIER)

Individuals or juridical entities created, registered, or authorized to operate in the Philippines in accordance with existing laws and engaged in the provision or supply of electric power from RE resources to End-user, duly issued operating permits by the DOE.

DISCLAIMER

The information contained in this document is based on the available retail market data. The same information is subject to change as updated figures come in. As such, the PEMC does not make any representation or warranty as to the completeness of this information. The PEMC likewise accepts no responsibility or liability whatsoever for any loss or cost incurred by a reader arising from, or in relation to, any conclusion or assumption derived from the information found herein.