MONTHLY MARKET STATISTICS

JULY 2025

(26 June to 25 July 2025)

Document Information Classification: Public

The information contained in this document is based on data that are subject to continuous verification by the Philippine Electricity Market Corporation (PEMC). The same information is subject to change as updated figures come in.

PUBLIC

ENERGY MARKET

AT A GLANCE

26 June - 25 July 2025

Total Registered Capacity (MW)

29,690 0.12%▼

Previous Month: 29,725

Average Demand (MW)

13,965 5.05%▼

Previous Month: 14,707

Average Capacity Offered/Nominated (MW)

20,589 69.35% of the total Registered Capacity

Previous Month: 21,160

Average Capacity Not Offered/Nominated (MW)

5,491 18.50% of the total Registered Capacity

Previous Month: 5,397

Load Weighted Average Price (LWAP) (PHP/MWh)

4,120 2.52%▲

Previous Month: 4,018

Average Capacity of Plants on Commissioning (MW)

158 0.53% of the total Registered Capacity

Previous Month: 456

Average Capacity on Outage (MW)

3,470 11.69% of the total Registered Capacity

Previous Month: 2,643

Average Effective Supply (MW)

16,952 4.08%▼

Previous Month: 17,674

PUBLIC

MARKET OUTCOME
REGIONAL AT A GLANCE

26 June - 25 July 2025

Philippine Electricity Market Corporation

Luzon

Total Registered Capacity (MW)	21,615.30
Average Effective Supply (MW)	11,867.65
Average Demand (MW)	9,860.06

Visayas

Total Registered Capacity (MW)	3,738.30
Average Effective Supply (MW)	2,462.89
Average Demand (MW)	1,998.87

Mindanao

Total Registered Capacity (MW)	4,336.80
Average Effective Supply (MW)	2,621.94
Average Demand (MW)	2,106.01

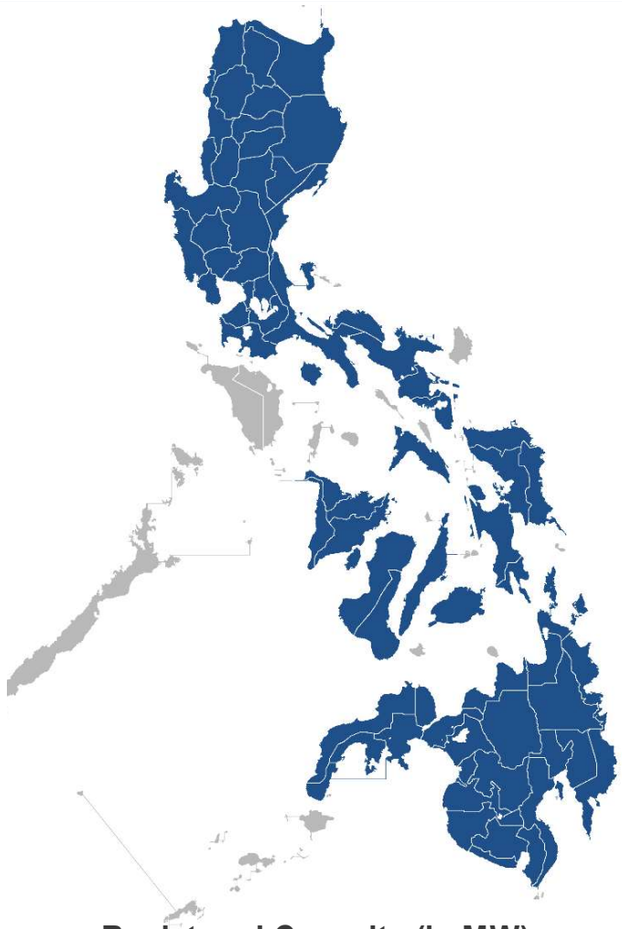

Zones	LWAP	Month-on-Month % Change
Northern Luzon	4,076.98	0.45%▼
Metro Manila	4,094.67	0.81%▼
Southern Luzon	3,993.00	0.04%▲
Bohol	4,632.72	10.97%▲
Cebu	4,548.70	11.45%▲
Leyte	4,616.13	9.85%▲
Negros	4,580.69	12.32%▲
Panay	4,711.98	11.19%▲
Lanao	3,562.78	6.30%▲
North Central	3,748.95	8.68%▲
North-East	4,215.39	8.25%▲
North-West	4,245.48	9.63%▲
South-East	3,989.70	8.56%▲
South-West	4,118.81	10.20%▲

Registered Capacity (in MW)

	COAL	NATGAS	GEO	HYDRO	OIL-BASED	WIND	SOLAR	BIOFUEL	BESS
Luzon	8,740.60	4,554.50	802.70	2,551.60	1,680.60	465.80	2,220.90	155.60	443.00
Visayas	1,329.70	-	857.00	66.30	485.70	102.80	563.80	194.60	138.40
Mindanao	2,254.60	-	105.00	1,161.50	589.00	-	67.20	59.50	100.00

PUBLIC

MARKET OUTCOME
CAPACITY PROFILE

26 June - 25 July 2025

Philippine Electricity Market Corporation

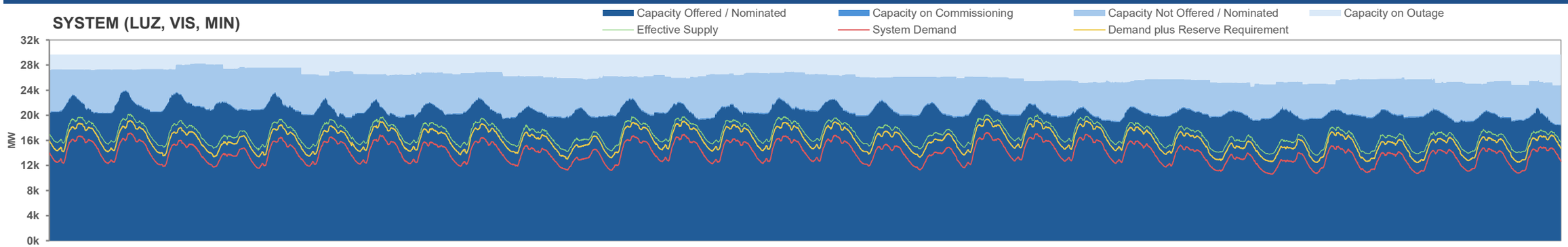

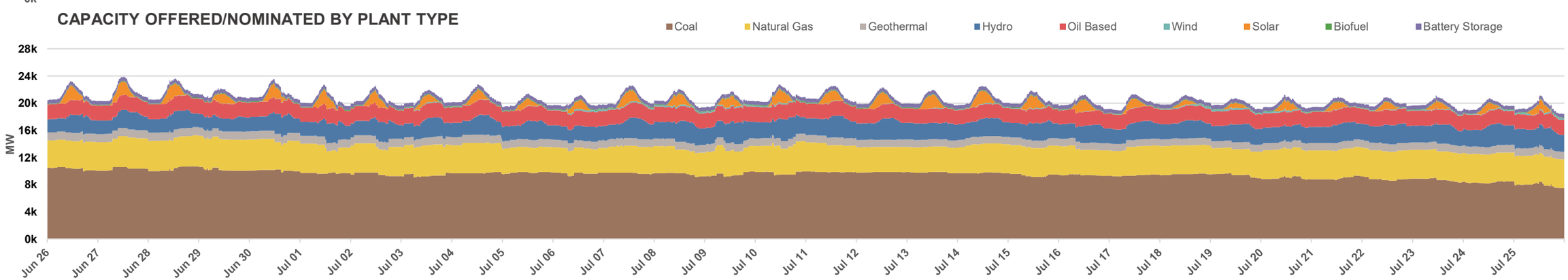

Particulars	Min		Max		Ave	Month-on-Month %Change
	(in MW)	Date and time Interval	(in MW)	Date and time Interval	(in MW)	
Effective Supply						
System	13,643.35	07/21/2025 4:00	20,177.35	06/27/2025 13:55	16,952.49	4.08%▼
Luzon	9,279.63	07/25/2025 5:00	14,329.42	06/27/2025 13:55	11,867.65	5.48%▼
Visayas	1,961.83	07/19/2025 3:45	2,961.26	07/08/2025 14:35	2,462.89	1.47%▼
Mindanao	2,096.93	07/13/2025 7:30	3,367.65	07/15/2025 14:30	2,621.94	0.24%▲
Demand Plus Reserve Requirement						
System	12,469.58	07/21/2025 3:35	19,415.68	07/14/2025 14:55	15,963.83	4.30%▼
Luzon	8,330.94	07/25/2025 3:30	13,810.74	07/14/2025 14:55	11,245.98	5.79%▼
Visayas	1,804.69	07/19/2025 3:45	2,884.53	07/08/2025 14:35	2,337.48	1.33%▼
Mindanao	1,809.16	07/13/2025 7:40	3,039.49	07/25/2025 14:00	2,380.37	0.15%▲

Particulars	Min		Max		Ave	Month-on-Month %Change
	(in MW)	Date and time Interval	(in MW)	Date and time Interval	(in MW)	
Capacity Offered/Nominated						
Coal	7,502.90	07/25/2025 22:30	10,714.40	06/28/2025 18:10	9,523.44	9.45%▼
Natural Gas	3,259.30	07/01/2025 12:35	4,565.80	06/27/2025 9:35	4,107.10	4.37%▲
Geothermal	981.30	07/17/2025 10:55	1,207.80	06/28/2025 0:45	1,113.95	8.44%▼
Hydro	1,720.00	06/29/2025 8:50	3,247.30	07/11/2025 15:50	2,458.14	13.29%▲
Oil Based	1,957.30	07/14/2025 16:35	2,244.50	07/03/2025 4:05	2,171.69	0.53%▼
Wind	1.20	06/30/2025 6:25	323.00	07/25/2025 22:20	90.37	125.47%▲
Solar	0.10	07/10/2025 5:05	2,103.50	06/26/2025 11:05	792.89	10.02%▼
Biofuel	69.10	07/25/2025 7:35	134.20	07/08/2025 10:05	112.22	21.20%▼
Battery Storage	483.30	07/25/2025 21:50	561.30	07/14/2025 0:05	548.62	11.92%▲

PUBLIC

MARKET OUTCOME
CAPACITY PROFILE

26 June - 25 July 2025

Philippine Electricity Market Corporation

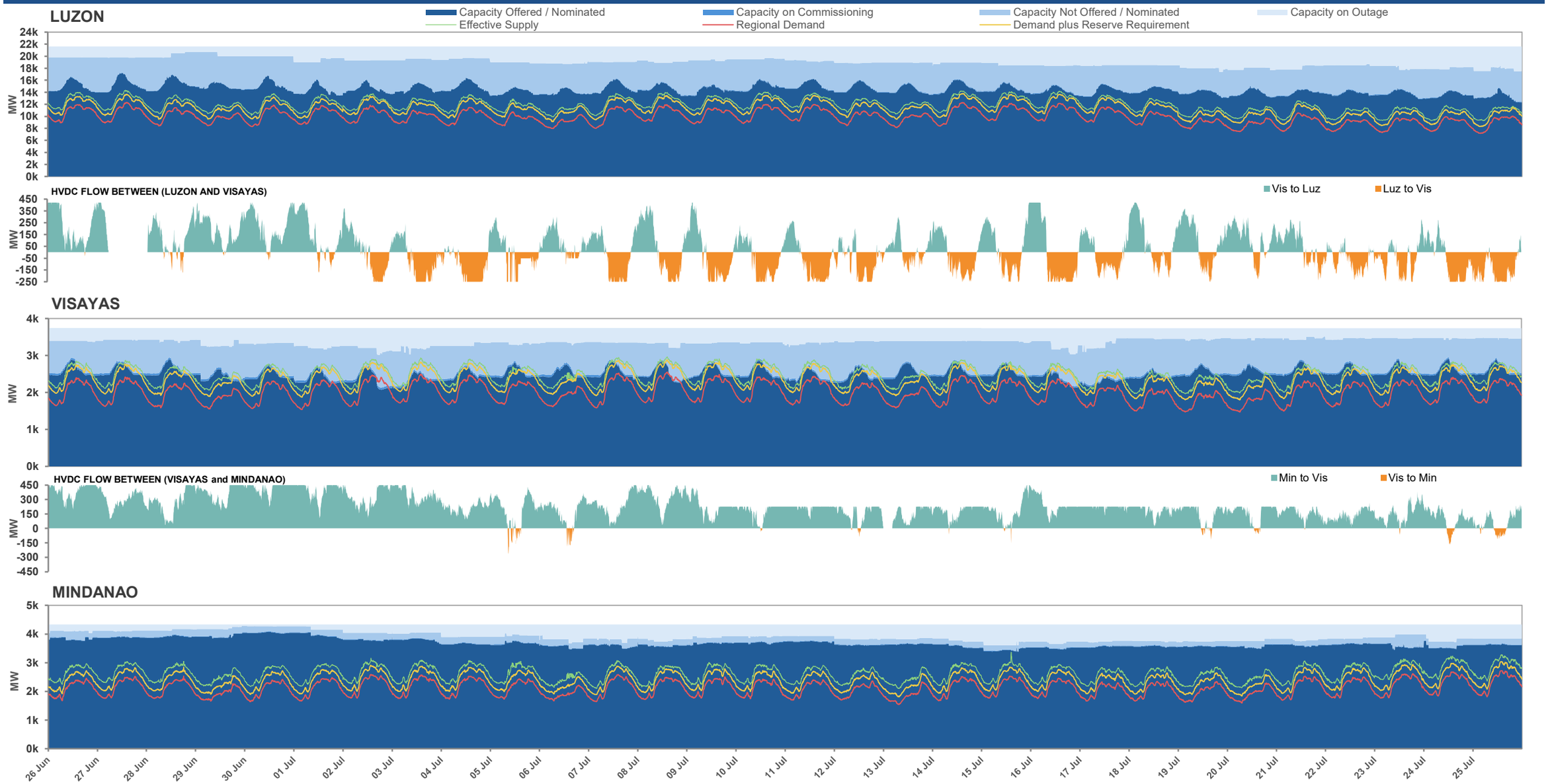

PUBLIC

MARKET OUTCOME
CAPACITY PROFILE

26 June - 25 July 2025

Philippine Electricity Market Corporation

HVDC Flow	Min (in MW)	Max (in MW)	Percent of Time	Month-on-Month %Change
Luz-Vis	0.01	250.00	45%	105.30%▲
Vis-Luz	0.03	420.00	51%	32.08%▼
Vis-Min	0.07	263.22	4%	60.94%▲
Min-Vis	0.19	450.00	95%	2.00%▼

**Note: The percent time represents the proportion of the total period during which the HVDCs were available and in operation.*

Particulars	Min		Max		Ave	Month-on-Month %Change
	(in MW)	Date and time Interval	(in MW)	Date and time Interval	(in MW)	
Ramp Limited Capacity						
System	1,118.79	07/15/2025 14:35	6,930.25	06/29/2025 7:40	3,760.12	2.86%▲
Luzon	685.43	07/15/2025 18:45	5,176.08	06/29/2025 7:45	2,680.89	2.04%▲
Visayas	-	07/02/2025 18:45	579.82	07/20/2025 6:55	241.78	6.92%▲
Mindanao	138.88	07/15/2025 14:35	1,420.66	06/30/2025 3:05	837.45	3.26%▲

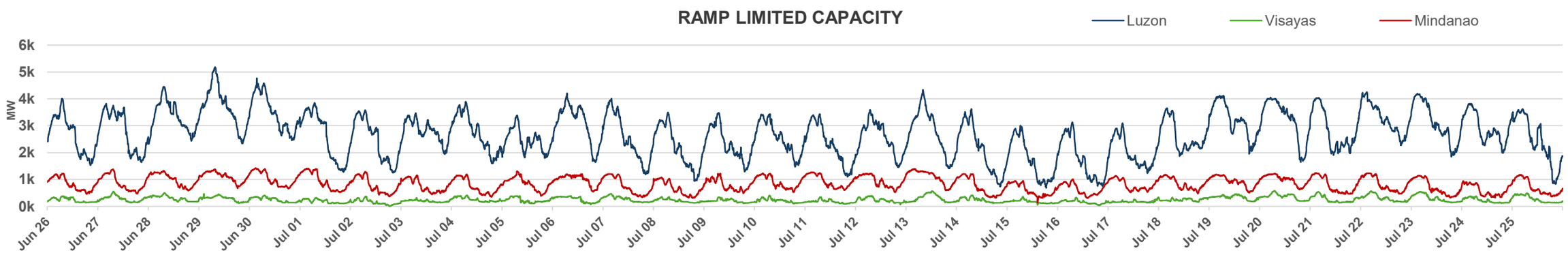

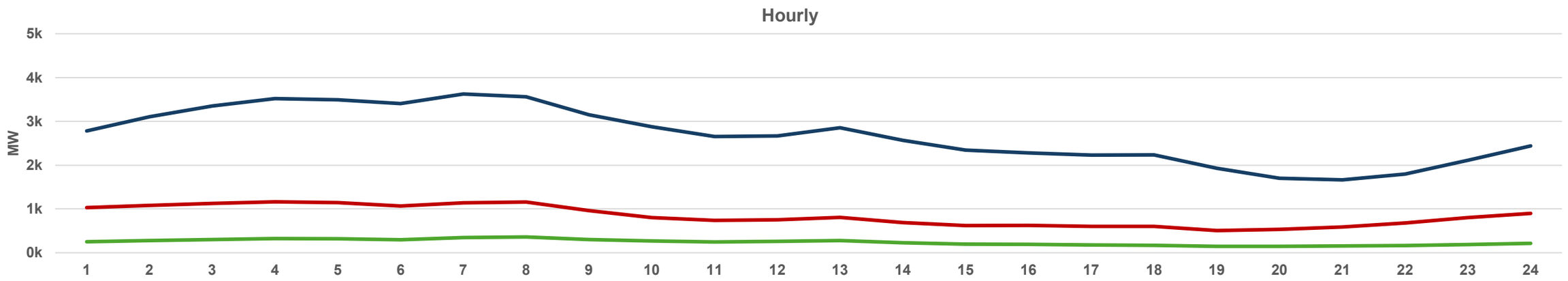

PUBLIC

MARKET OUTCOME

OUTAGE BY PLANT TYPE

26 June - 25 July 2025

Philippine Electricity Market Corporation

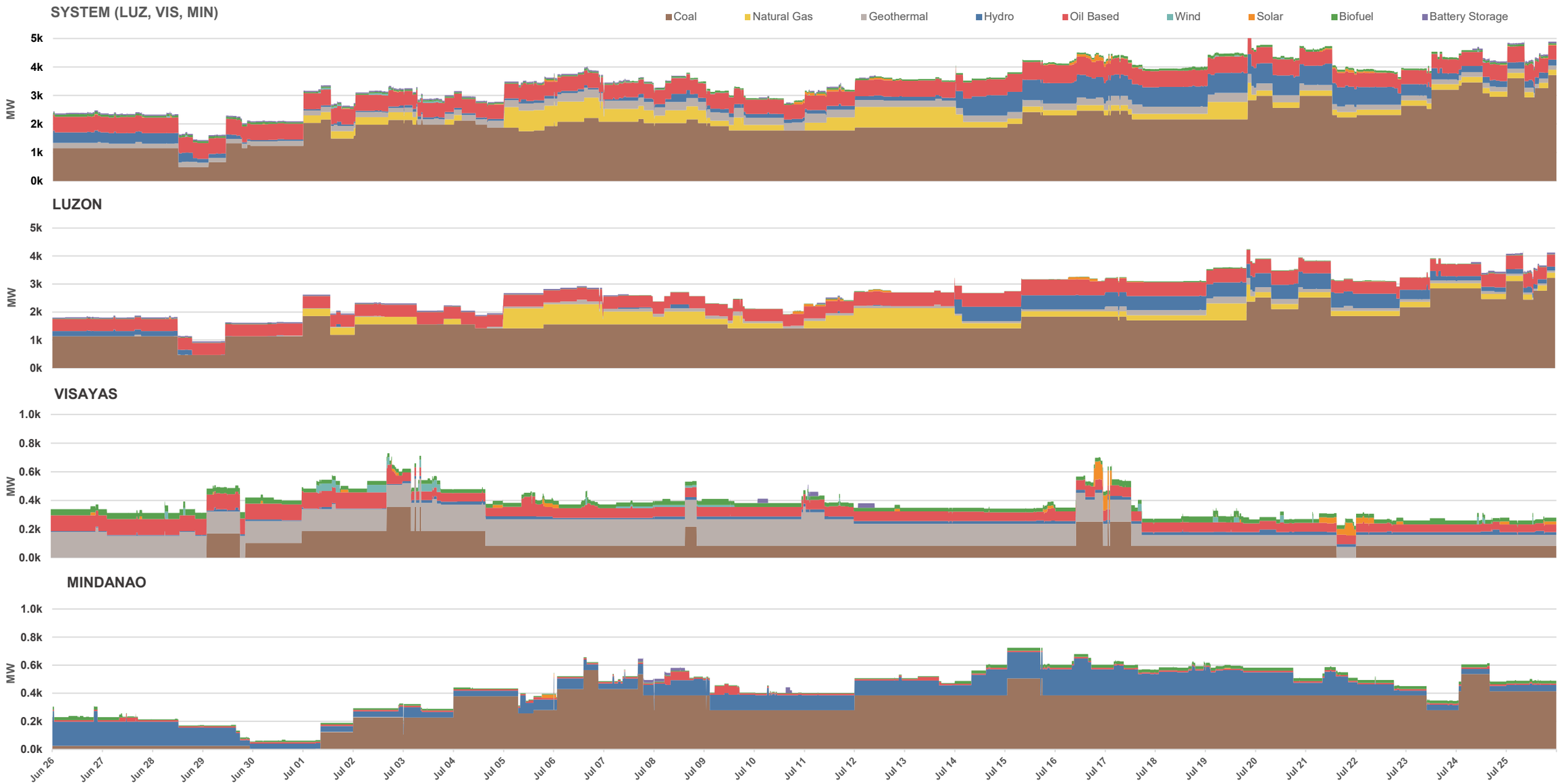

PUBLIC

MARKET OUTCOME

OUTAGE BY CATEGORY

26 June - 25 July 2025

Philippine Electricity Market Corporation

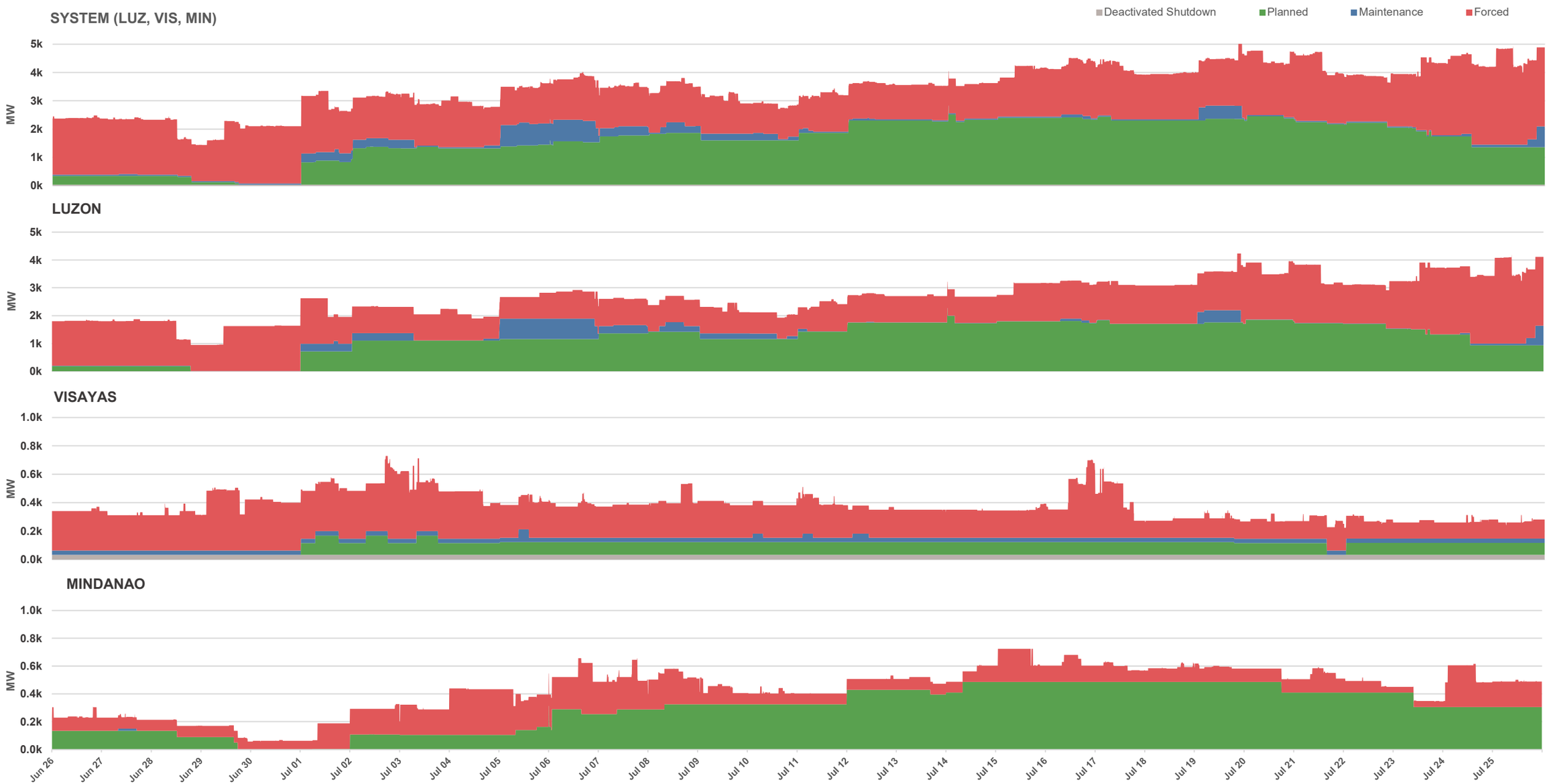

PUBLIC

MARKET OUTCOME
OUTAGE SUMMARY
26 June - 25 July 2025

Philippine Electricity Market Corporation

System

Particulars	Min		Max		Ave	Month-on-Month %Change
	(in MW)	Date and time Interval	(in MW)	Date and time Interval	(in MW)	
Coal	489.70	06/28/2025 12:10	3,713.20	07/25/2025 20:05	2,033.21	114.38%▲
Natural Gas	190.00	07/03/2025 19:35	720.00	07/12/2025 0:05	337.23	25.32%▼
Geothermal	145.60	07/23/2025 6:25	364.40	07/10/2025 23:55	221.76	45.81%▲
Hydro	40.10	07/01/2025 7:35	799.80	07/16/2025 10:20	316.79	43.02%▼
Oil Based	495.10	07/22/2025 16:25	655.10	07/16/2025 15:00	543.19	2.27%▼
Wind	13.20	07/07/2025 6:25	52.90	06/28/2025 6:30	30.51	58.67%▼
Solar	4.80	07/12/2025 18:00	209.70	07/16/2025 18:50	48.15	21.52%▲
Biofuel	43.40	07/04/2025 8:20	109.20	07/19/2025 11:40	60.19	2.03%▲
Battery Storage	20.00	07/07/2025 16:10	70.00	07/11/2025 6:25	39.40	56.27%▼

Luzon

Particulars	Min		Max		Ave	Month-on-Month %Change	th
	(in MW)	Date and time Interval	(in MW)	Date and time Interval	(in MW)		
Coal	465.60	06/28/2025 12:10	3,215.40	07/25/2025 20:05	1,636.49	94.83%▲	
Natural Gas	190.00	07/03/2025 19:35	720.00	07/12/2025 0:05	337.23	25.32%▼	
Geothermal	9.70	06/28/2025 10:20	233.90	07/19/2025 4:20	96.92	480.39%▲	
Hydro	0.80	06/29/2025 7:45	557.30	07/20/2025 18:55	335.62	8.55%▲	
Oil Based	430.00	06/26/2025 0:05	553.80	07/15/2025 0:05	454.27	5.64%▲	
Wind	-		-				
Solar	4.80	07/12/2025 18:00	98.70	07/25/2025 8:40	53.40	14.62%▼	
Biofuel	10.80	06/26/2025 0:05	45.60	07/19/2025 11:40	15.88	0.12%▼	
Battery Storage	40.00	06/26/2025 0:05	50.00	07/24/2025 7:45	41.23	53.99%▼	

Visayas

Particulars	Min		Max		Ave	Month-on-Month %Change
	(in MW)	Date and time Interval	(in MW)	Date and time Interval	(in MW)	
Coal	83.20	07/04/2025 16:00	355.20	07/02/2025 16:35	111.61	17.97%▲
Natural Gas	-		-			
Geothermal	75.90	07/17/2025 17:45	274.70	07/10/2025 23:55	144.66	4.25%▼
Hydro	0.40	07/03/2025 4:15	41.10	07/24/2025 16:55	16.70	120.02%▲
Oil Based	54.50	07/22/2025 16:25	146.50	07/02/2025 18:55	76.10	33.91%▼
Wind	13.20	07/07/2025 6:25	52.90	06/28/2025 6:30	30.51	42.32%▼
Solar	20.00	06/29/2025 5:30	125.00	07/16/2025 18:50	39.06	52.64%▲
Biofuel	26.90	06/30/2025 10:45	42.90	06/26/2025 0:05	30.89	16.12%▼
Battery Storage	30.00	07/10/2025 2:05	30.00	07/10/2025 2:05	30.00	50.00%▲

Mindanao

Particulars	Min		Max		Ave	Month-on-Month %Change	th
	(in MW)	Date and time Interval	(in MW)	Date and time Interval	(in MW)		
Coal	24.10	06/26/2025 0:05	565.10	07/06/2025 14:25	313.18	261.75%▲	
Natural Gas	-		-				
Geothermal	3.60	07/01/2025 6:05	3.60	07/01/2025 6:05	3.60	0.00%▲	
Hydro	35.00	07/22/2025 18:20	264.60	07/16/2025 9:05	106.21	60.82%▼	
Oil Based	10.60	06/26/2025 0:05	72.50	07/08/2025 12:35	12.82	20.67%▲	
Wind	-		-				
Solar	5.00	07/19/2025 9:15	24.00	07/05/2025 18:20	18.53	125.92%▲	
Biofuel	5.70	06/27/2025 9:40	28.70	06/26/2025 7:45	13.42	66.12%▲	
Battery Storage	20.00	07/07/2025 16:10	40.00	07/10/2025 15:10	21.62	8.09%▲	

System

Particulars	Min		Max		Ave	Month-on-Month %Change
	(in MW)	Date and time Interval	(in MW)	Date and time Interval	(in MW)	
Planned	50.00	06/29/2025 16:00	2,755.80	07/14/2025 0:15	1,638.09	223.66%▲
Maintenance	40.80	06/26/2025 0:05	815.30	07/05/2025 9:05	158.48	78.63%▲
Forced	1,063.00	07/10/2025 0:35	3,501.50	07/25/2025 8:40	1,709.03	15.21%▼
Deactivated Shutdown	33.00	06/26/2025 0:05	33.00	06/26/2025 0:05	33.00	

Luzon

Particulars	Min		Max		Ave	Month-on-Month %Change	th
	(in MW)	Date and time Interval	(in MW)	Date and time Interval	(in MW)		
Planned	185.00	06/26/2025 0:05	2,256.10	07/14/2025 0:15	1,300.93	245.05%▲	
Maintenance	10.80	06/26/2025 0:05	726.80	07/05/2025 0:15	127.10	117.80%▲	
Forced	755.70	07/09/2025 19:45	3,202.90	07/25/2025 8:40	1,329.26	16.81%▼	
Deactivated Shutdown	-		-				

Visayas

Particulars	Min		Max		Ave	Month-on-Month %Change
	(in MW)	Date and time Interval	(in MW)	Date and time Interval	(in MW)	
Planned	83.20	07/01/2025 0:05	136.10	07/01/2025 7:05	90.09	
Maintenance	30.00	06/26/2025 0:05	88.50	07/05/2025 9:05	31.16	2.63%▲
Forced	94.30	07/25/2025 5:25	561.30	07/02/2025 18:55	238.18	12.26%▼
Deactivated Shutdown	33.00	06/26/2025 0:05	33.00	06/26/2025 0:05	33.00	

Mindanao

Particulars	Min		Max		Ave	Month-on-Month %Change	th
	(in MW)	Date and time Interval	(in MW)	Date and time Interval	(in MW)		
Planned	3.60	07/01/2025 6:05	485.00	07/14/2025 8:05	305.73	32.58%▲	
Maintenance	17.60	06/27/2025 8:05	17.60	06/27/2025 8:05	17.60		
Forced	40.40	07/22/2025 18:20	366.70	07/07/2025 18:50	141.59	3.25%▼	
Deactivated Shutdown	-		-				

PUBLIC

MARKET OUTCOME
MARKET PRICE

26 June - 25 July 2025

Philippine Electricity Market Corporation

SYSTEM (LUZ, VIS, MIN)

Min		Max		Ave	Month-on-Month % Change
(PHP/MWh)	Date and time Interval	(PHP/MWh)	Date and time Interval	(PHP/MWh)	
-9,431.86	06/28/2025 7:05	26,258.17	07/16/2025 21:05	4,119.57	2.52%▲

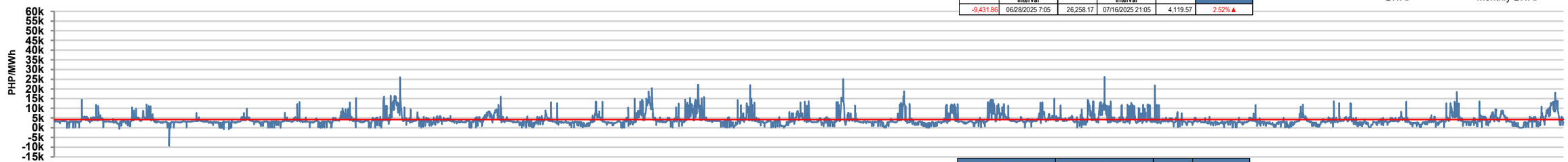

LUZON

Min		Max		Ave	Month-on-Month % Change
(PHP/MWh)	Date and time Interval	(PHP/MWh)	Date and time Interval	(PHP/MWh)	
-9,356.00	06/28/2025 7:05	30,020.75	07/16/2025 21:05	4,046.55	0.45%▼

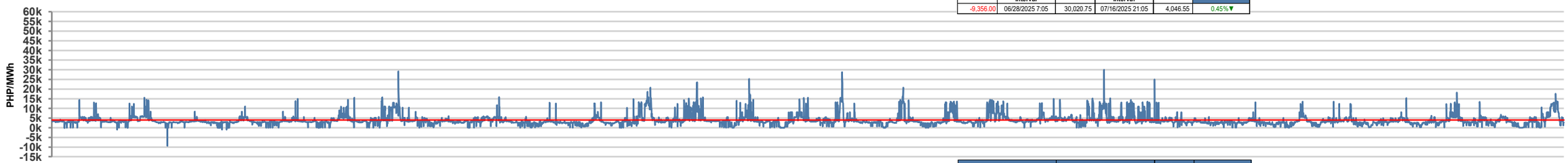

VISAYAS

Min		Max		Ave	Month-on-Month % Change
(PHP/MWh)	Date and time Interval	(PHP/MWh)	Date and time Interval	(PHP/MWh)	
-9,393.48	06/28/2025 7:05	34,689.45	07/02/2025 18:40	4,599.88	11.40%▲

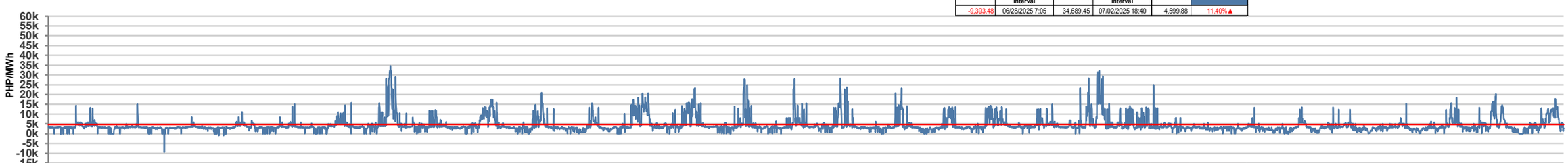

MINDANAO

Min		Max		Ave	Month-on-Month % Change
(PHP/MWh)	Date and time Interval	(PHP/MWh)	Date and time Interval	(PHP/MWh)	
-10,009.21	07/13/2025 2:30	29,883.63	07/02/2025 16:35	4,002.62	8.88%▲

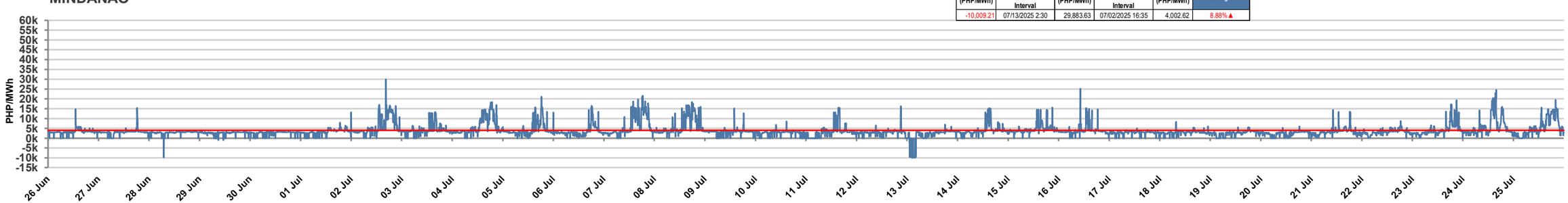

PUBLIC

MARKET OUTCOME
PRICING CONDITION

26 June - 25 July 2025

Philippine Electricity Market Corporation

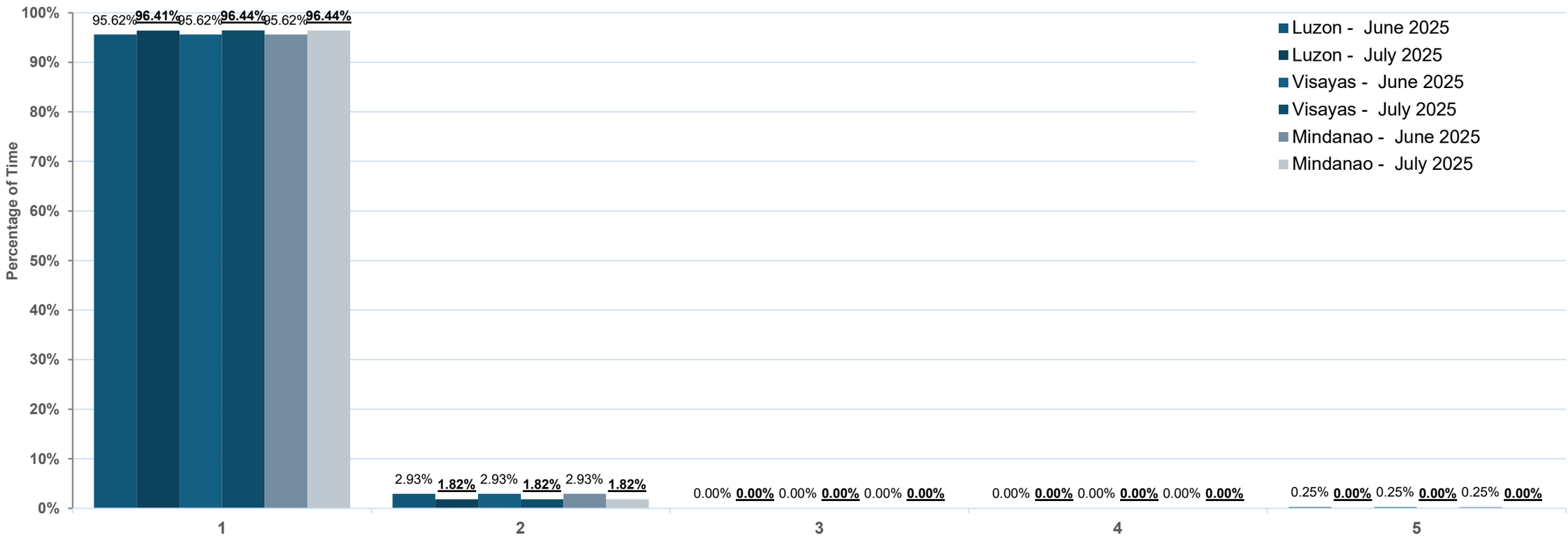

		Normal		Pricing Error Notice		Price Substitution Methodology		Secondary Price Cap		Administered Price	
Region/Grid	Billing Month	Count/Total No. of Trading Interval/s	%	Count/Total No. of Trading Interval/s	%	Count/Total No. of Trading Interval/s	%	Count/Total No. of Trading Interval/s	%	Count/Total No. of Trading Interval/s	%
Luzon	June 2025	8,537	95.62%	262	2.93%	107	1.20%	0	0.00%	22	0.25%
	July 2025	8,330	96.41%	157	1.82%	153	1.77%	0	0.00%	0	0.00%
Visayas	June 2025	8,537	95.62%	262	2.93%	107	1.20%	0	0.00%	22	0.25%
	July 2025	8,332	96.44%	157	1.82%	151	1.75%	0	0.00%	0	0.00%
Mindanao	June 2025	8,537	95.62%	262	2.93%	107	1.20%	0	0.00%	22	0.25%
	July 2025	8,332	96.44%	157	1.82%	151	1.75%	0	0.00%	0	0.00%

PUBLIC

MARKET OUTCOME
SPOT EXPOSURE

26 June - 25 July 2025

Philippine Electricity Market Corporation

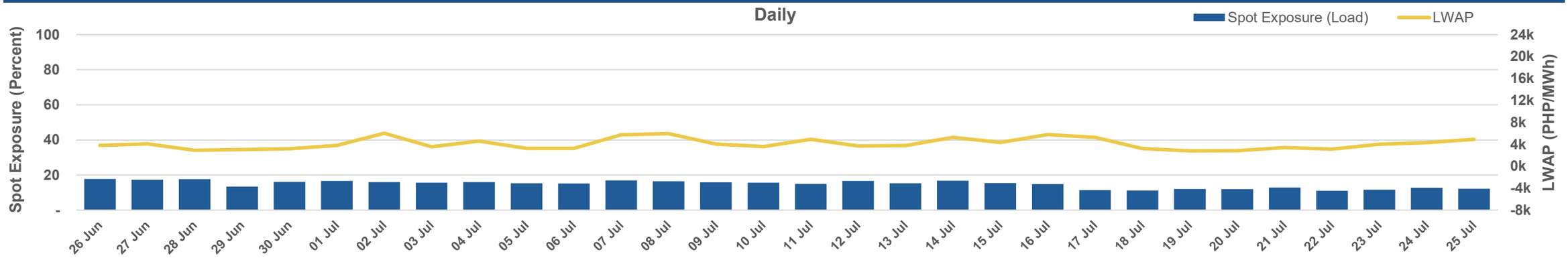

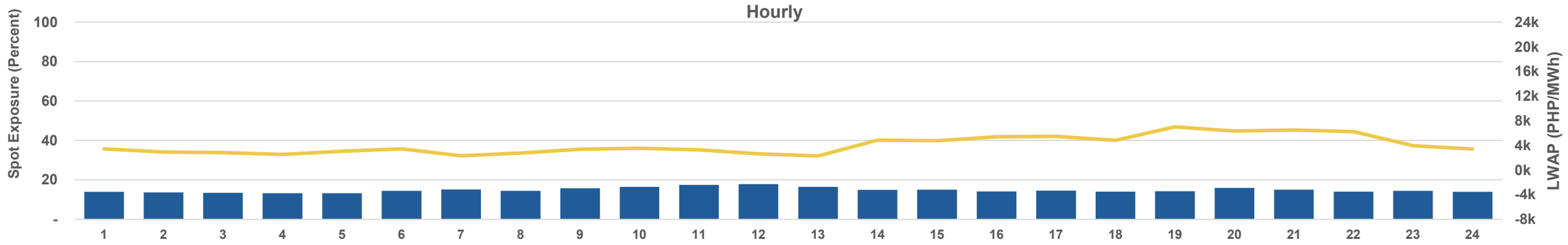

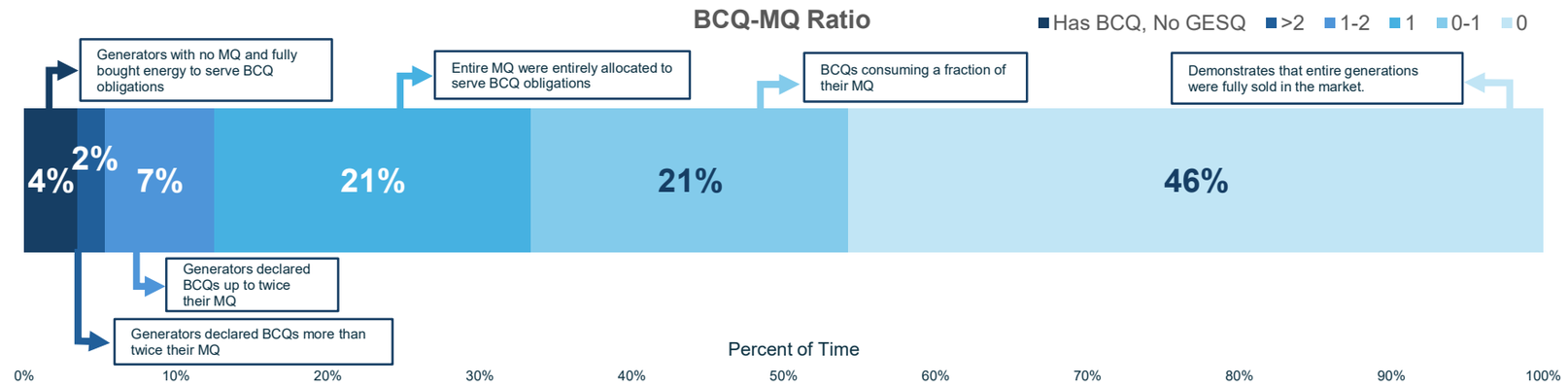

Legend	% of Time	Remarks
Has BCQ, No GESQ	4%	Generators with no MQ and fully bought energy to serve BCQ obligations
>2	2%	Generators declared BCQs more than twice their MQ
1-2	7%	Generators declared BCQs up to twice their MQ
1	21%	Entire MQ were entirely allocated to serve BCQ obligations
0-1	21%	BCQs consuming a fraction of their MQ
0	46%	Demonstrates that entire generations were fully sold in the market.

Note: The graph is derived from the occurrences of the BCQ-MQ ratio over time per generator trading interval.

PUBLIC

MARKET OUTCOME
STRUCTURAL COMPETITION
26 June - 25 July 2025

Philippine Electricity Market Corporation

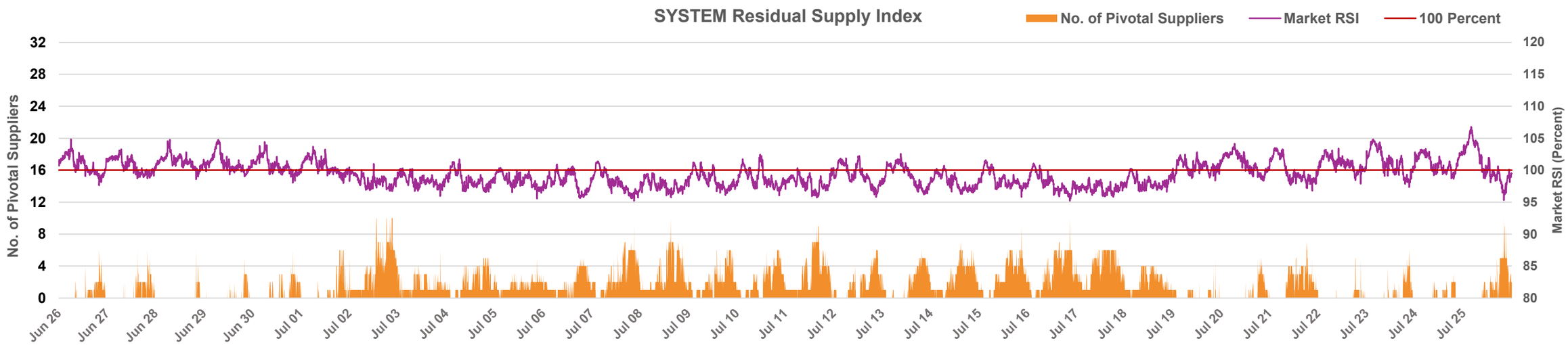

RSI		Price (PHP/MWh)	Time Interval
Max	106.80	-0.69	07/25/2025 3:50
Min	95.19	26,258.17	07/16/2025 21:05

Price (PHP/MWh)		RSI	Time Interval
Max	26,258.17	95.19	07/16/2025 21:05
Min	-9,431.86	104.75	06/28/2025 7:05

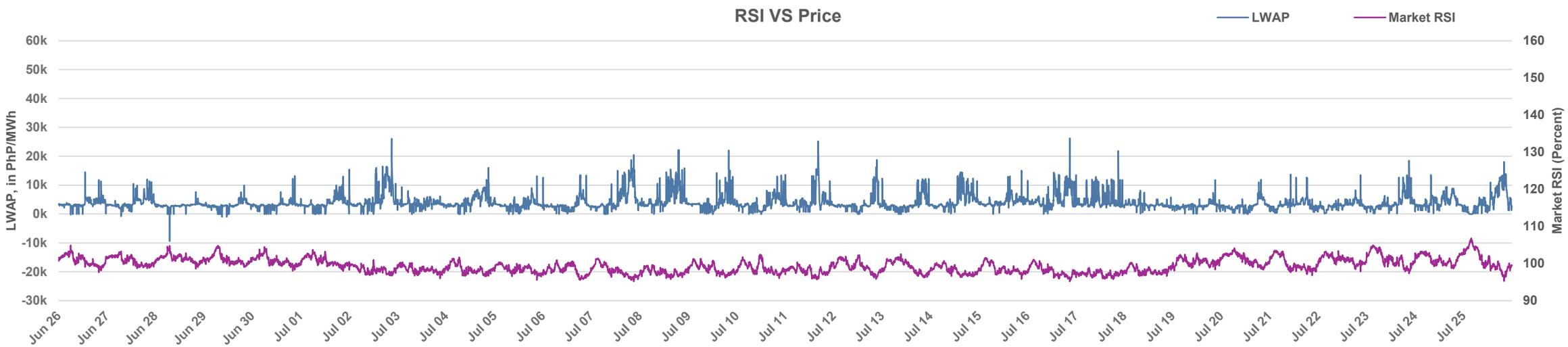

PUBLIC

MARKET OUTCOME
STRUCTURAL COMPETITION
26 June - 25 July 2025

Philippine Electricity Market Corporation

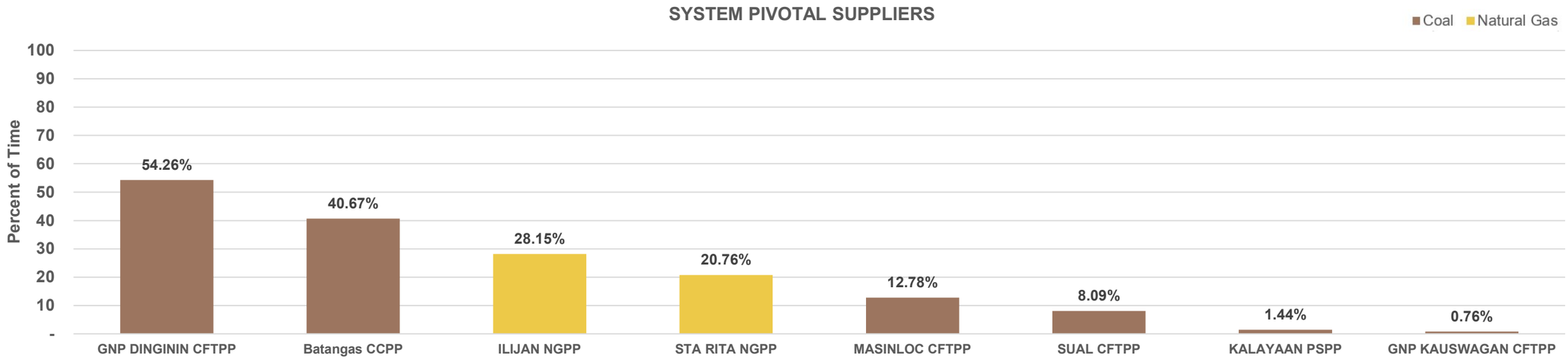

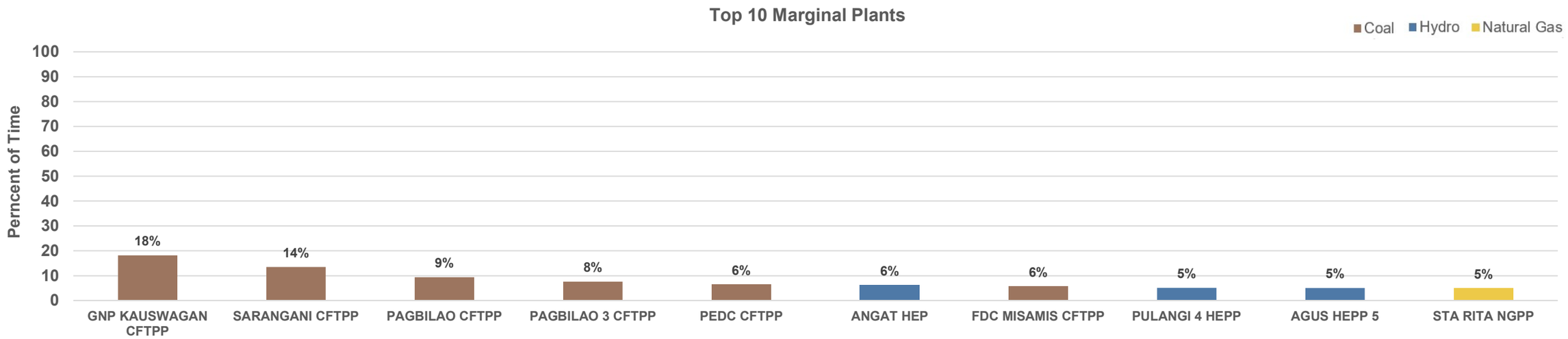

PUBLIC

MARKET OUTCOME
OFFERS
26 June - 25 July 2025

Philippine Electricity Market Corporation

BATTERY

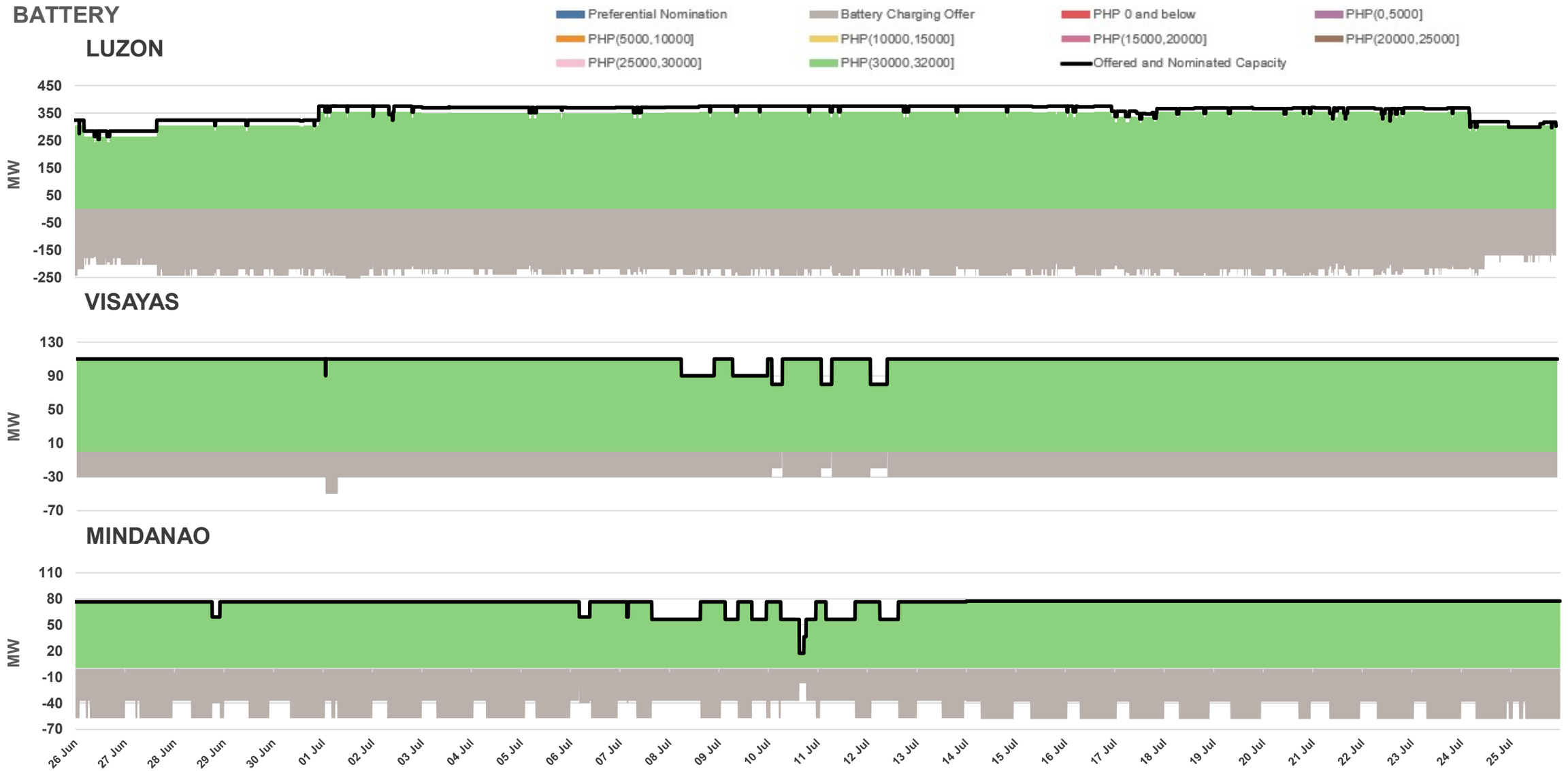

PUBLIC

MARKET OUTCOME
OFFERS
26 June - 25 July 2025

Philippine Electricity Market Corporation

COAL

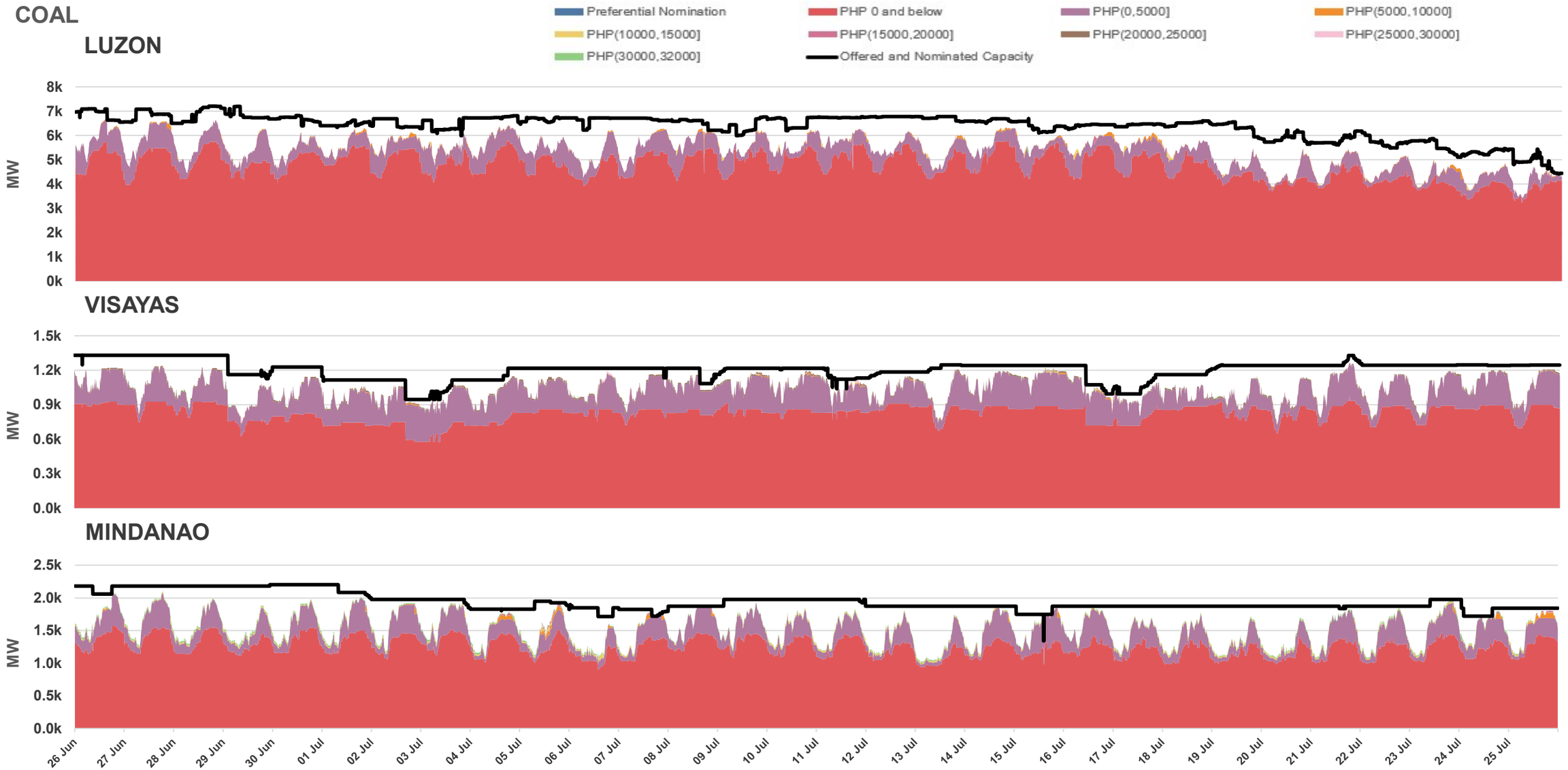

PUBLIC

MARKET OUTCOME
OFFERS
26 June - 25 July 2025

Philippine Electricity Market Corporation

HYDRO

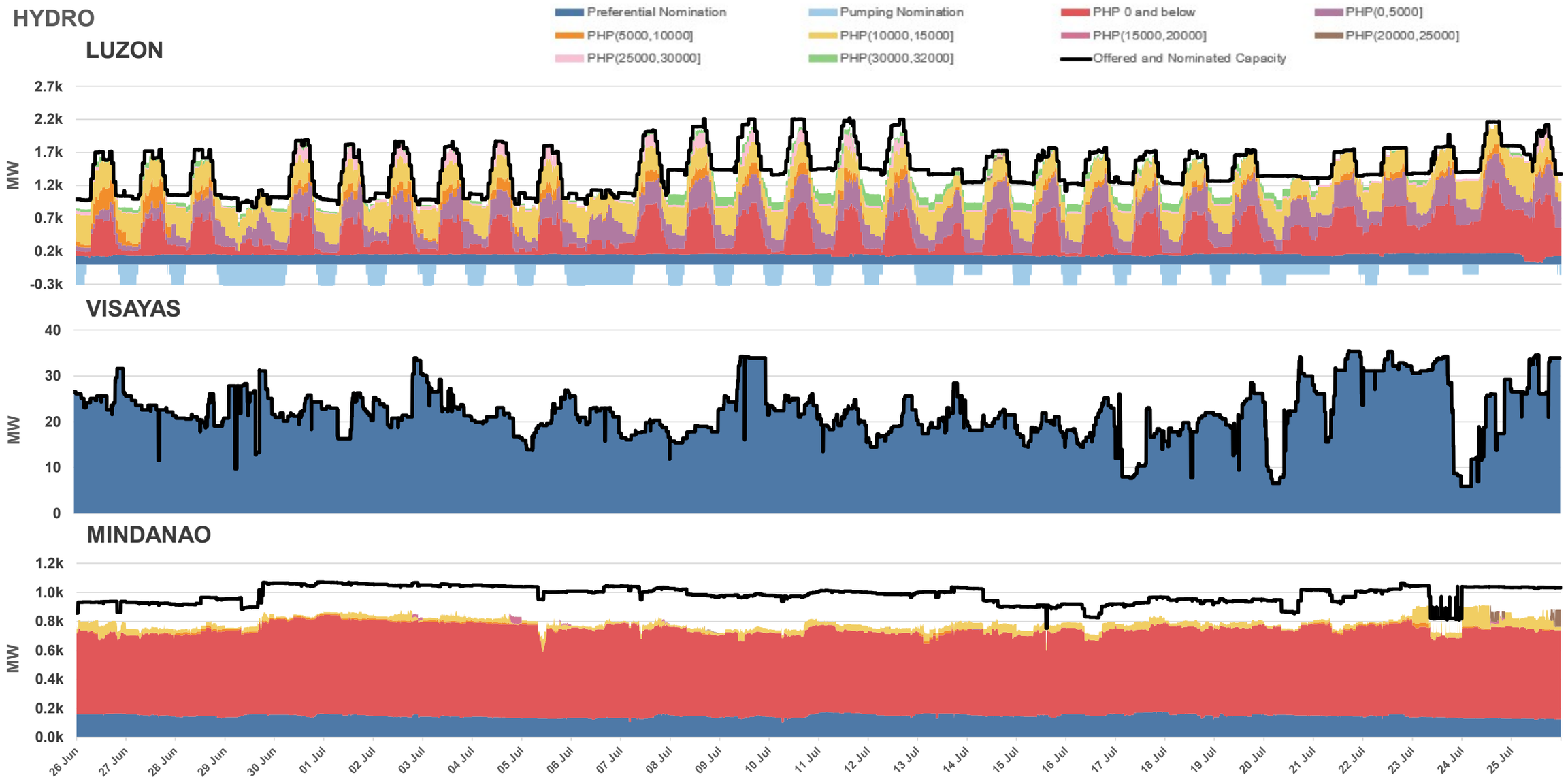

PUBLIC

MARKET OUTCOME
OFFERS
26 June - 25 July 2025

Philippine Electricity Market Corporation

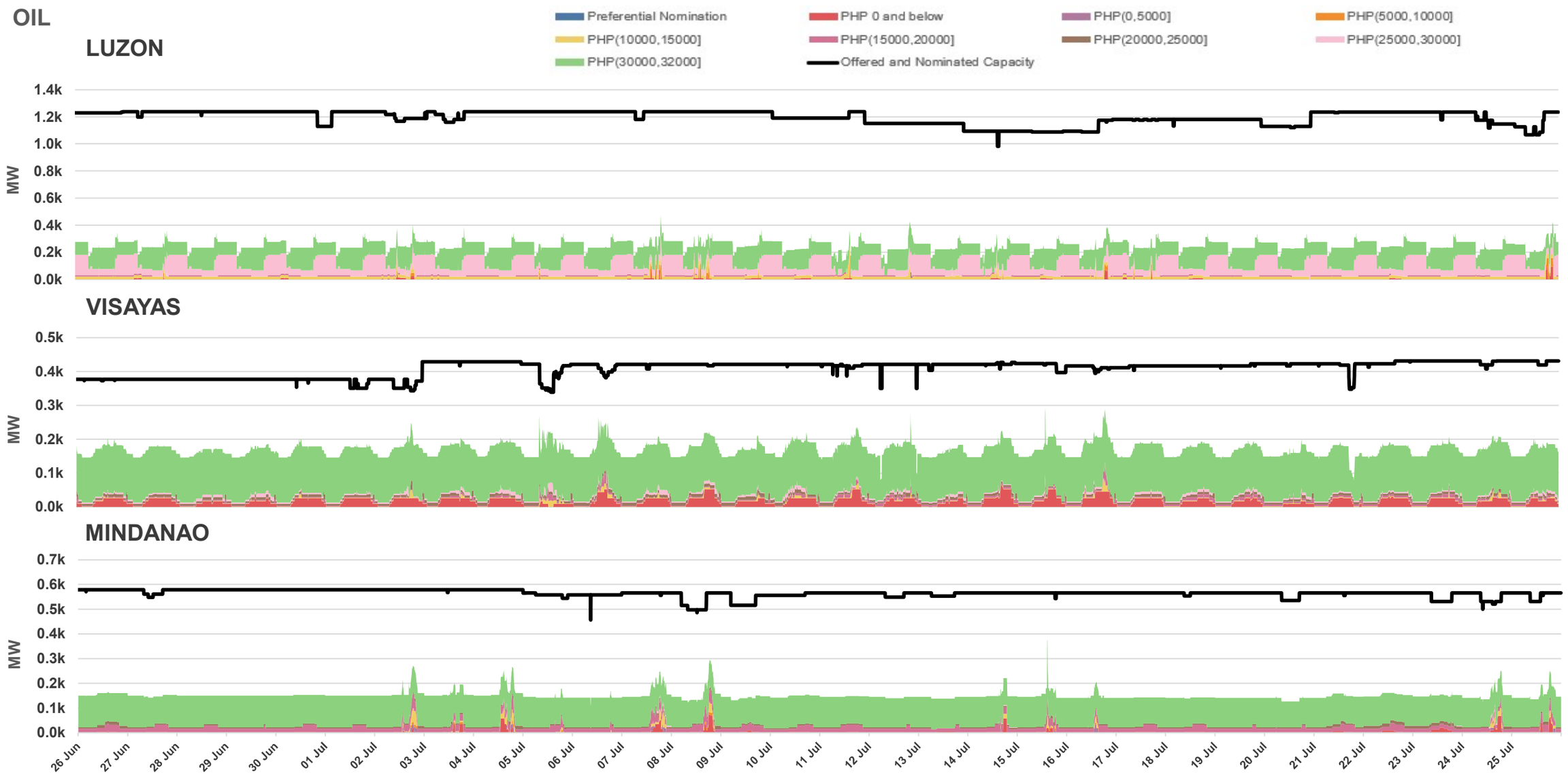

PUBLIC

RESERVE MARKET

AT A GLANCE

26 June - 25 July 2025

Reserve Total Registered Capacity (in MW)

5,218.61

18% of the total Registered Capacity

Previous Month: 5,313.50

-1.79% ▼

		LUZON		VISAYAS		MINDANAO	
		Max Registered Capacity per Reserve Category (in MW)	Average Price (in PHP/MWh)	Max Registered Capacity per Reserve Category (in MW)	Average Price (in PHP/MWh)	Max Registered Capacity per Reserve Category (in MW)	Average Price (in PHP/MWh)
Regulating	Up	3,052.80	6,583.06	328.00	23,032.66	349.50	24,040.38
	Down		6,299.34		21,308.25		24,062.39
Contigency		3,035.80	2,893.76	466.67	4,806.24	404.80	1,574.20
Dispatchable		2,231.00	1,685.51	342.50	5,308.31	243.00	3.04

PUBLIC

MARKET OUTCOME
RESERVE MARKET

26 June - 25 July 2025

Philippine Electricity Market Corporation

LUZON - REGULATING UP

Requirement and Schedule

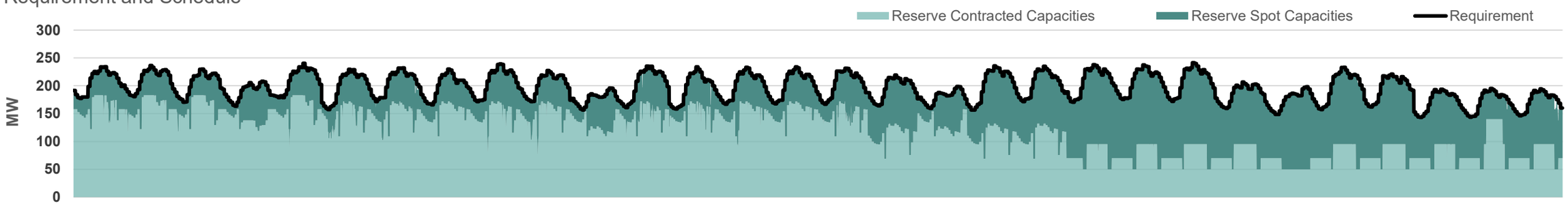

Offers

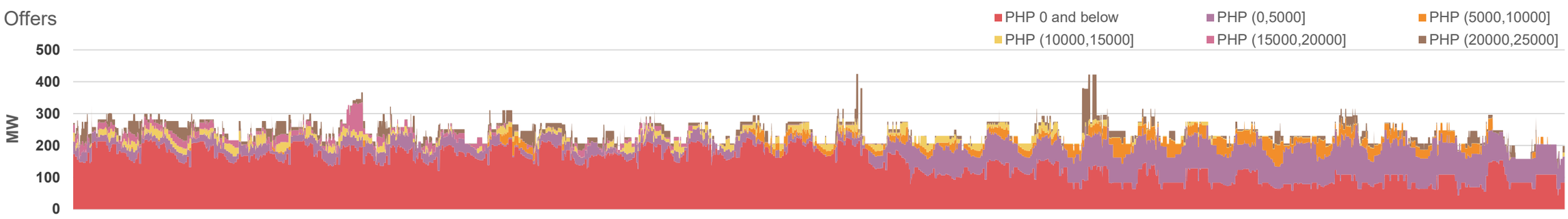

Price

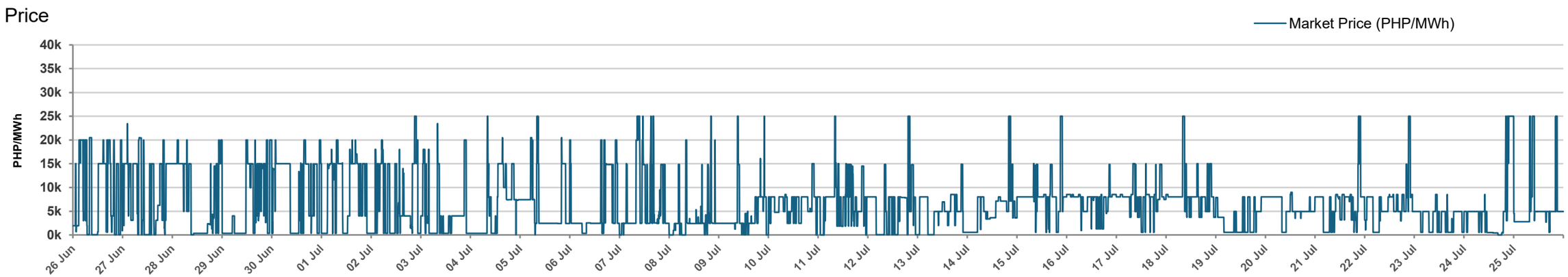

PUBLIC

MARKET OUTCOME
RESERVE MARKET

26 June - 25 July 2025

Philippine Electricity Market Corporation

LUZON - REGULATING DOWN

Requirement and Schedule

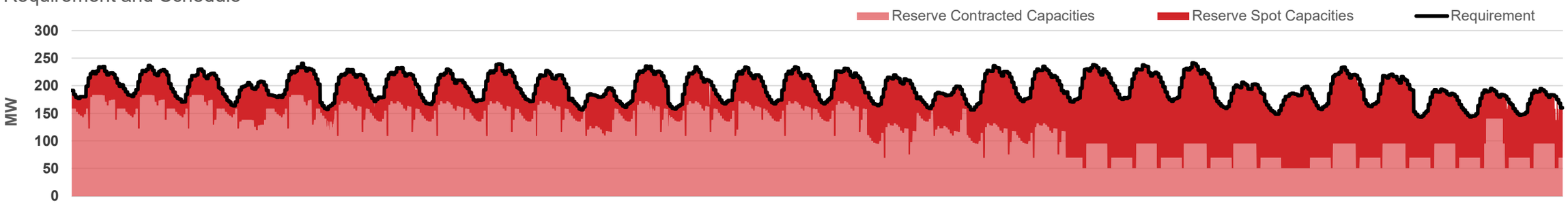

Offers

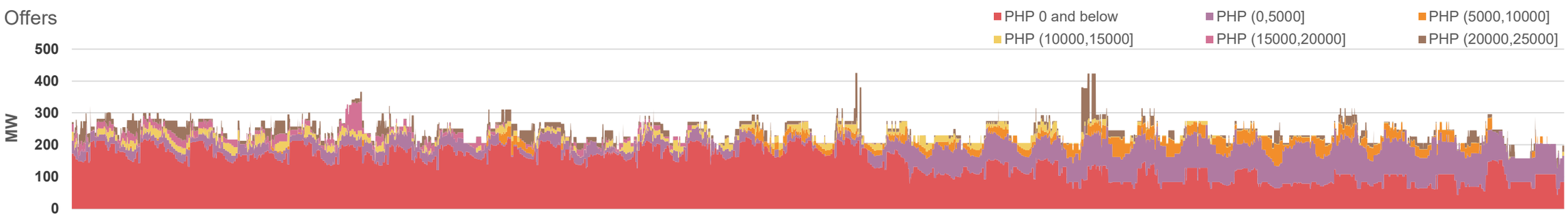

Price

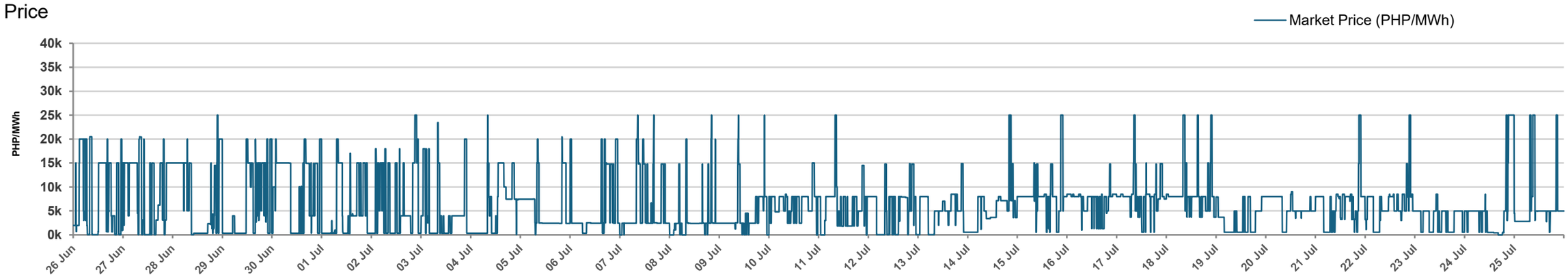

PUBLIC

MARKET OUTCOME
RESERVE MARKET

26 June - 25 July 2025

Philippine Electricity Market Corporation

LUZON - CONTINGENCY

Requirement and Schedule

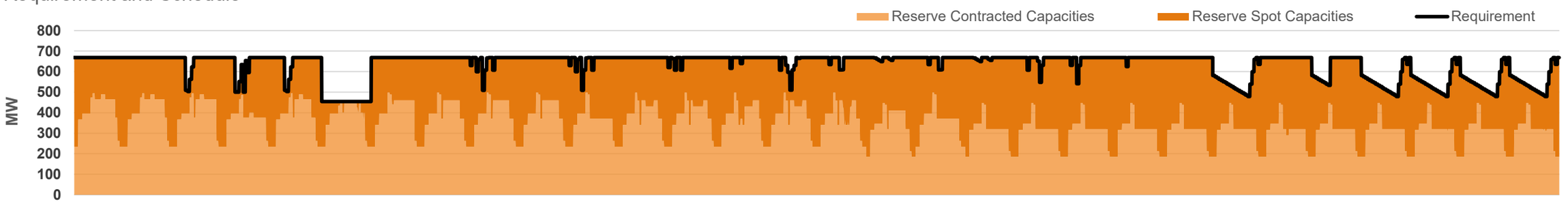

Offers

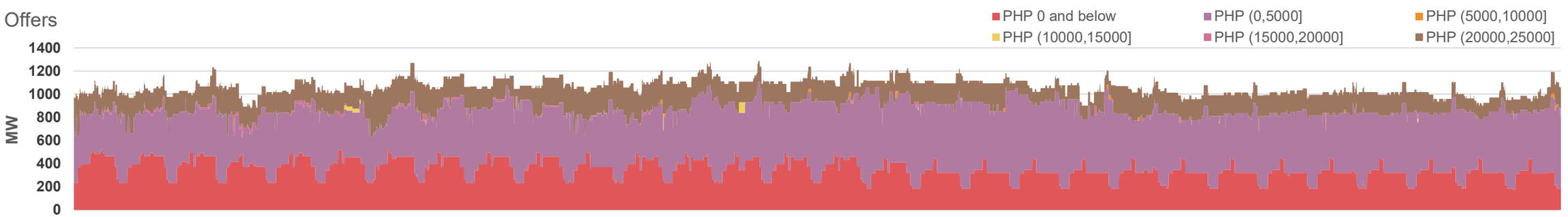

Price

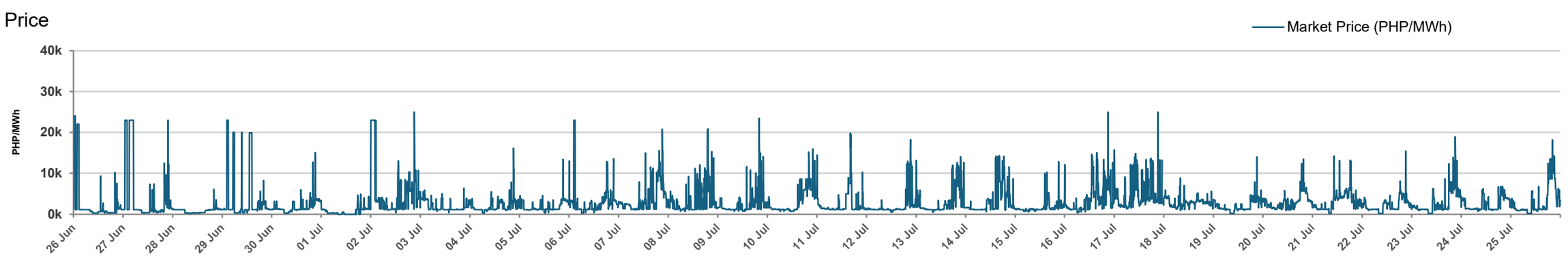

PUBLIC

MARKET OUTCOME
RESERVE MARKET

26 June - 25 July 2025

Philippine Electricity Market Corporation

LUZON - DISPATCHABLE

Requirement and Schedule

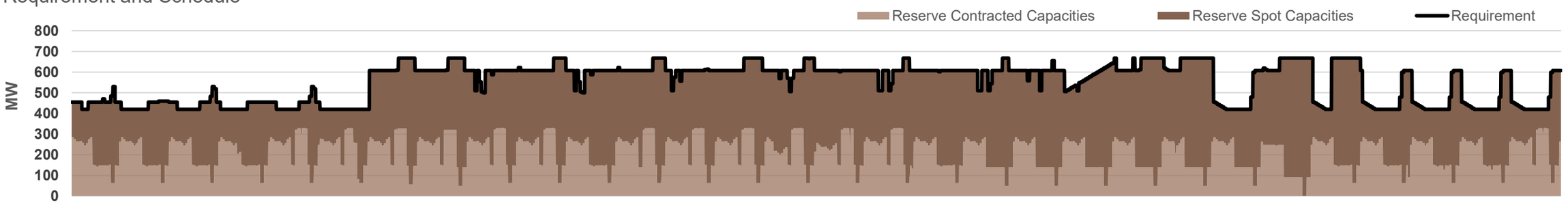

Offers

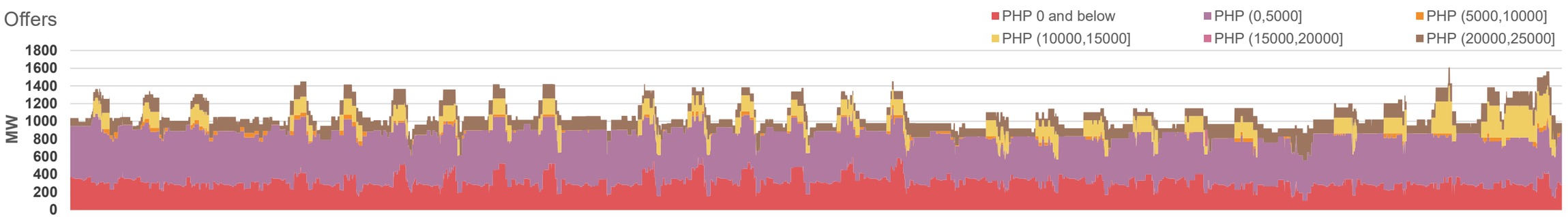

Price

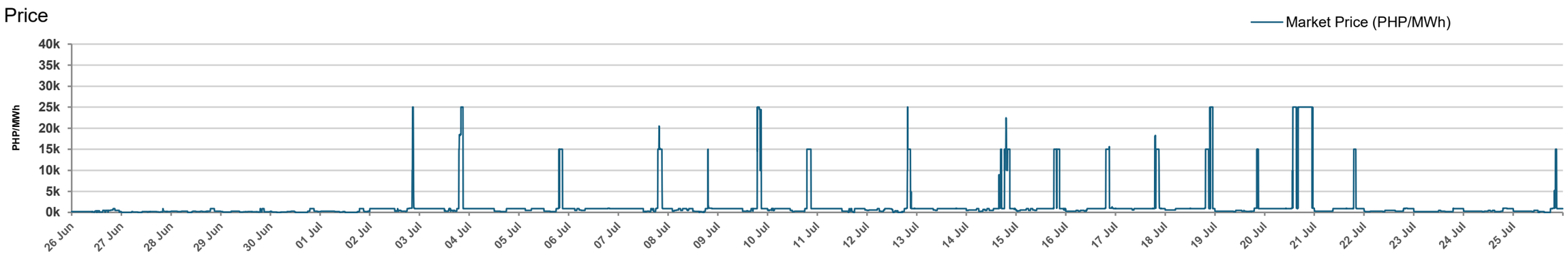

PUBLIC

MARKET OUTCOME
RESERVE MARKET

26 June - 25 July 2025

Philippine Electricity Market Corporation

VISAYAS - REGULATING UP

Requirement and Schedule

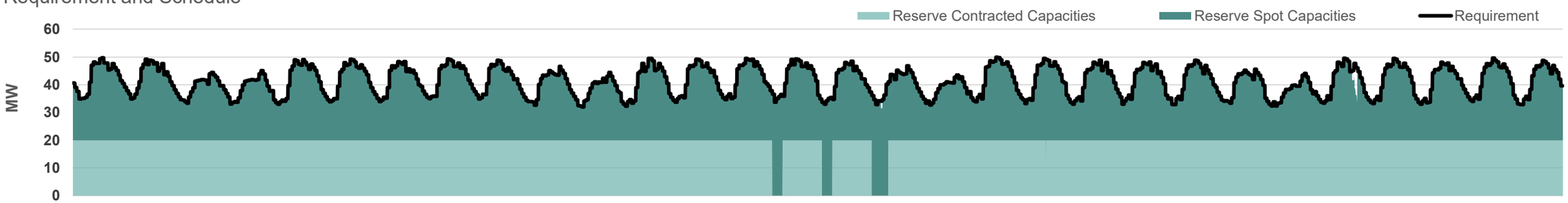

Offers

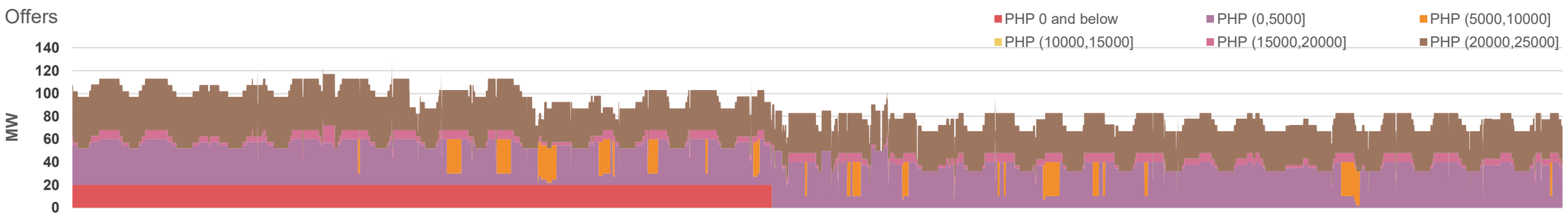

Price

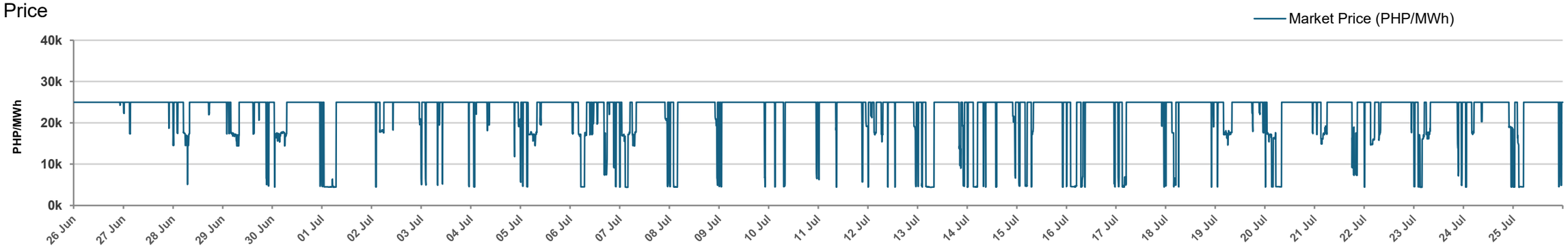

PUBLIC

MARKET OUTCOME
RESERVE MARKET

26 June - 25 July 2025

Philippine Electricity Market Corporation

VISAYAS - REGULATING DOWN

Requirement and Schedule

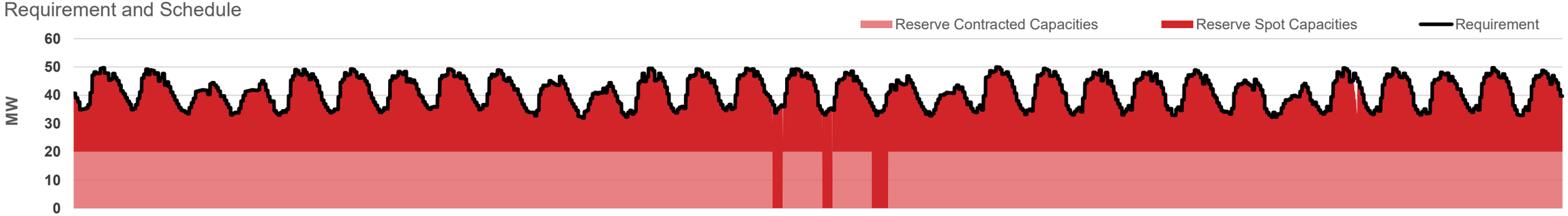

Offers

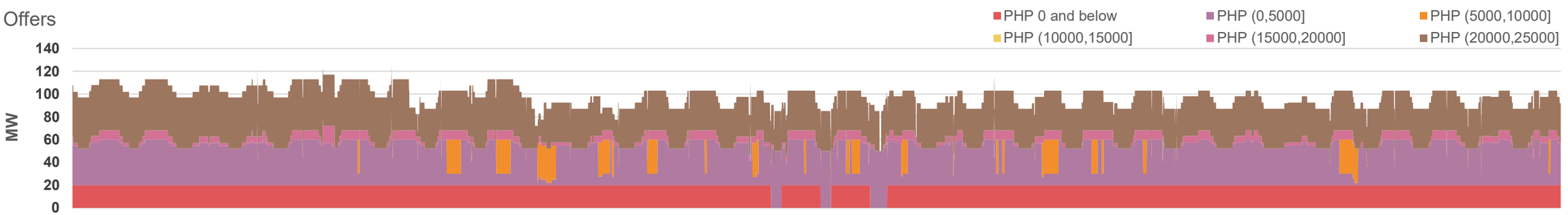

Price

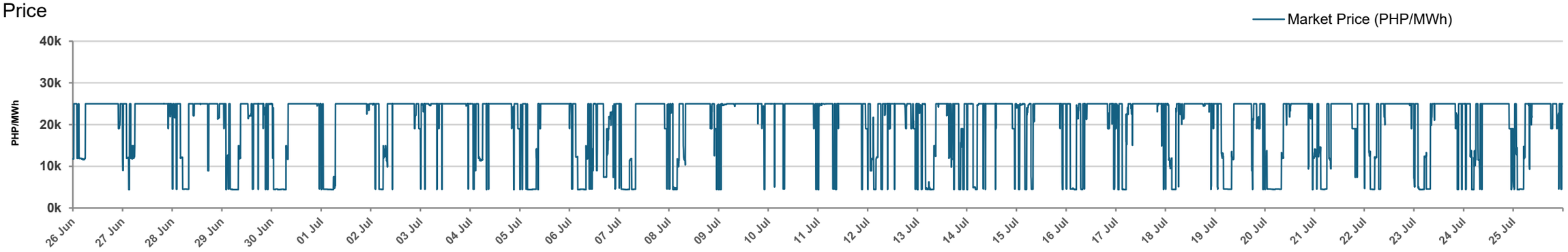

PUBLIC

MARKET OUTCOME
RESERVE MARKET

26 June - 25 July 2025

Philippine Electricity Market Corporation

VISAYAS - CONTINGENCY

Requirement and Schedule

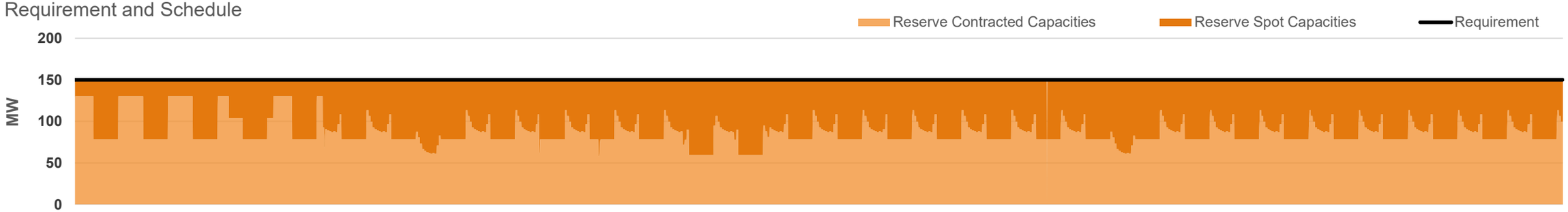

Offers

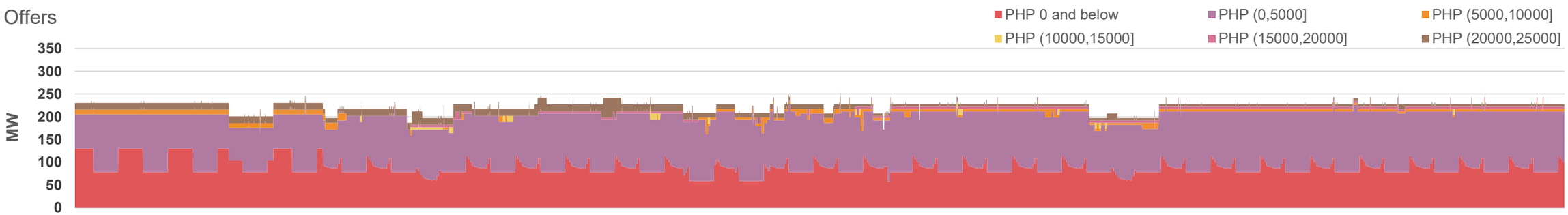

Price

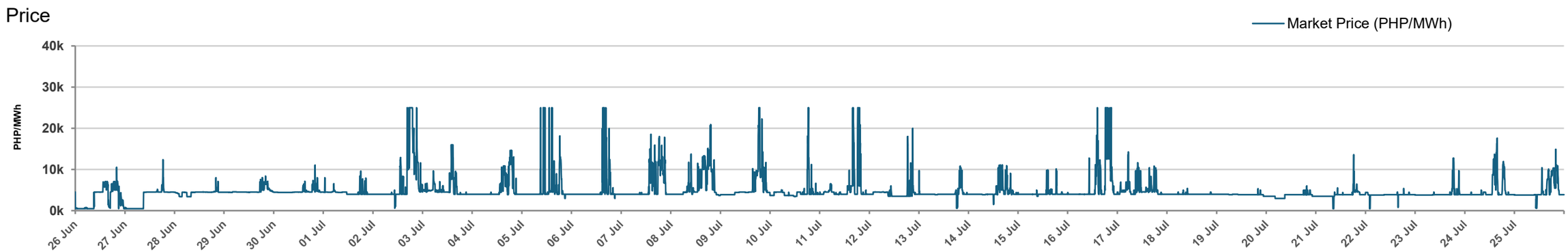

PUBLIC

MARKET OUTCOME
RESERVE MARKET

26 June - 25 July 2025

Philippine Electricity Market Corporation

VISAYAS - DISPATCHABLE

Requirement and Schedule

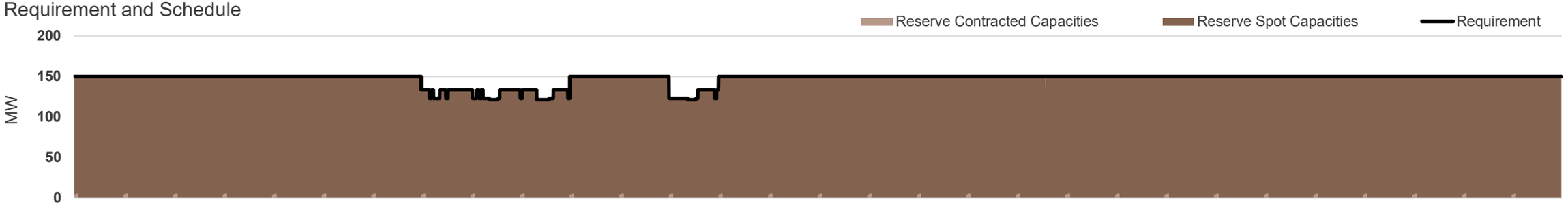

Offers

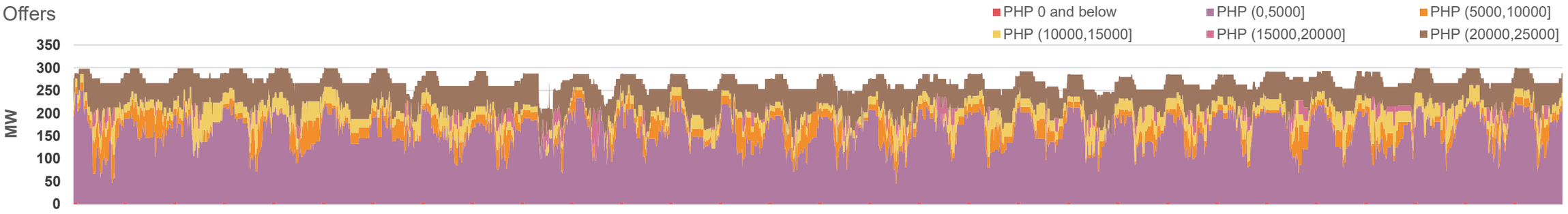

Price

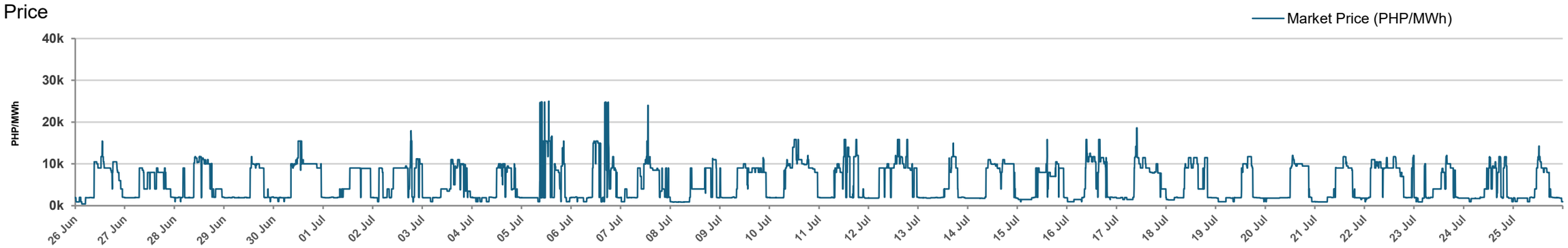

PUBLIC

MARKET OUTCOME
RESERVE MARKET

26 June - 25 July 2025

Philippine Electricity Market Corporation

MINDANAO - REGULATING UP

Requirement and Schedule

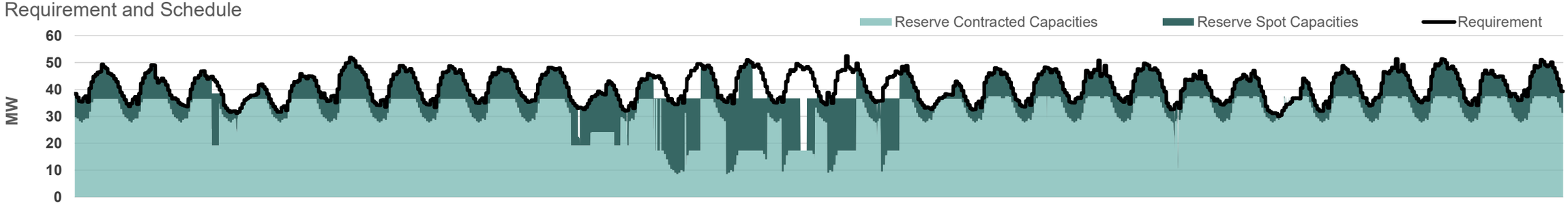

Offers

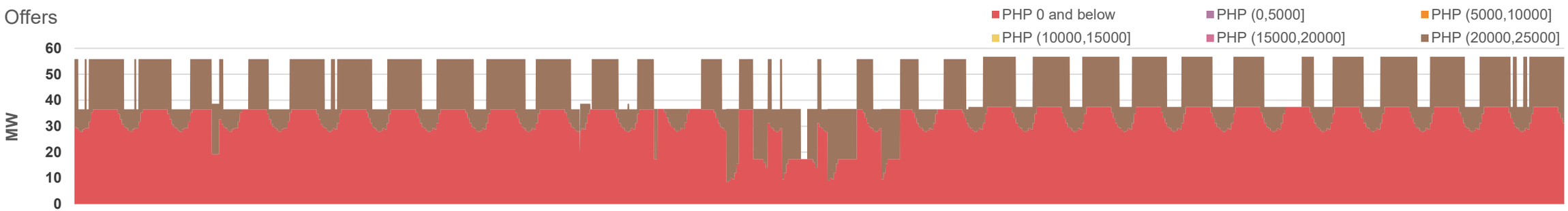

Price

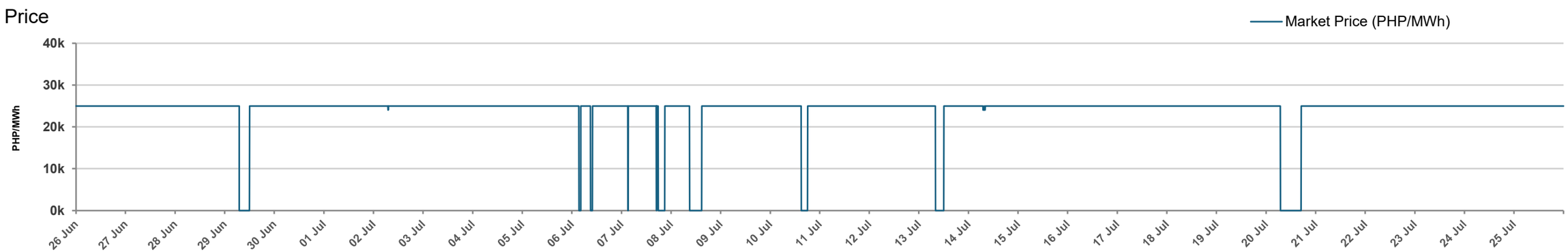

PUBLIC

MARKET OUTCOME
RESERVE MARKET

26 June - 25 July 2025

Philippine Electricity Market Corporation

MINDANAO - REGULATING DOWN

Requirement and Schedule

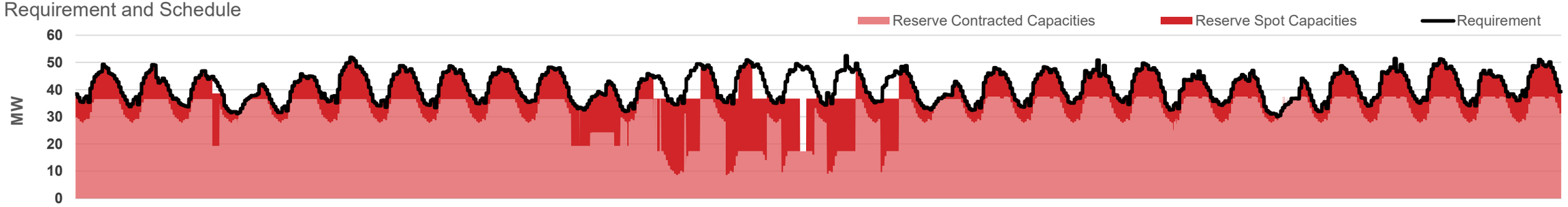

Offers

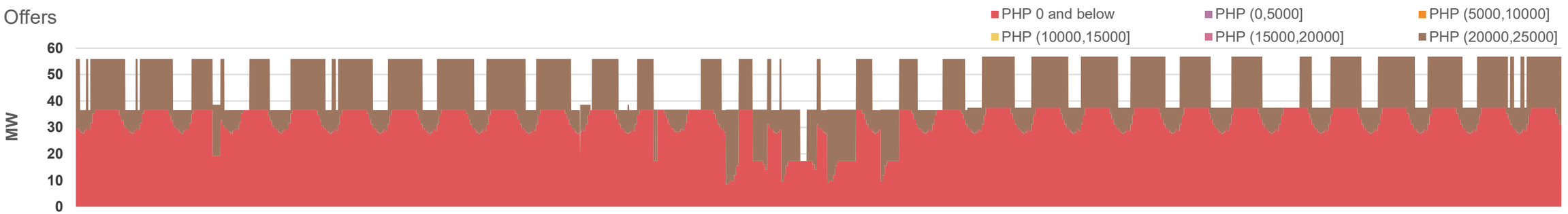

Price

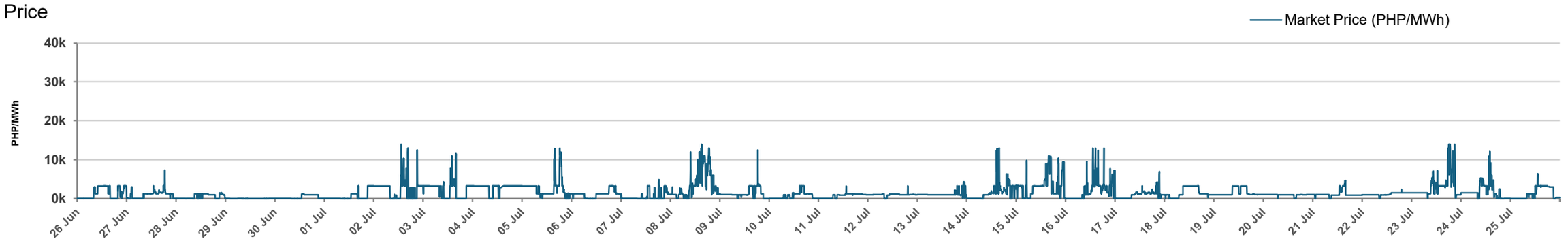

PUBLIC

MARKET OUTCOME
RESERVE MARKET

26 June - 25 July 2025

Philippine Electricity Market Corporation

MINDANAO - CONTINGENCY

Requirement and Schedule

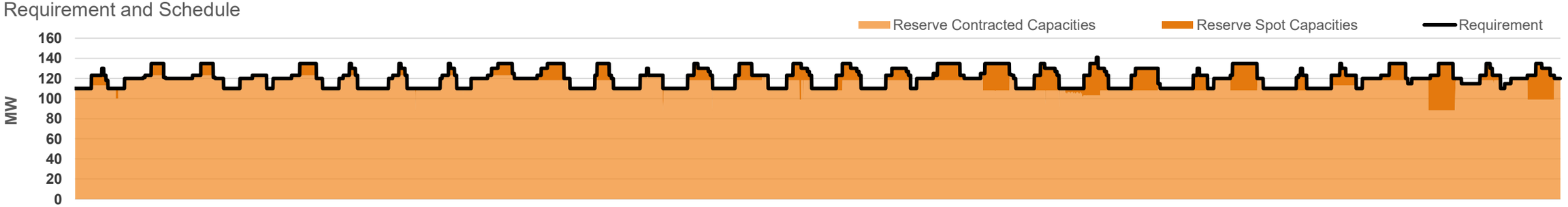

Offers

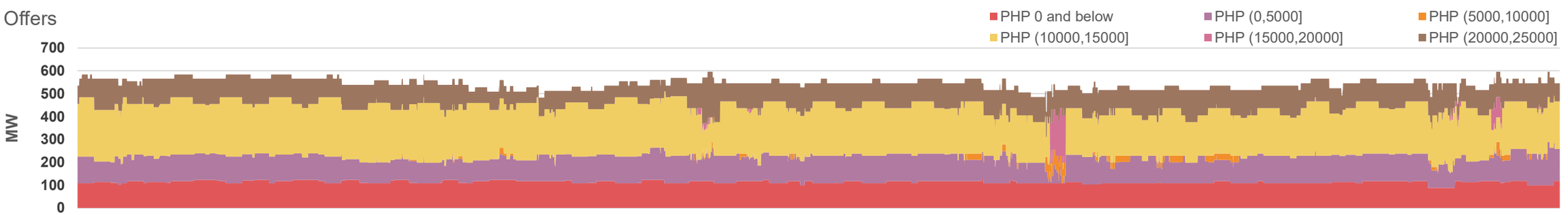

Price

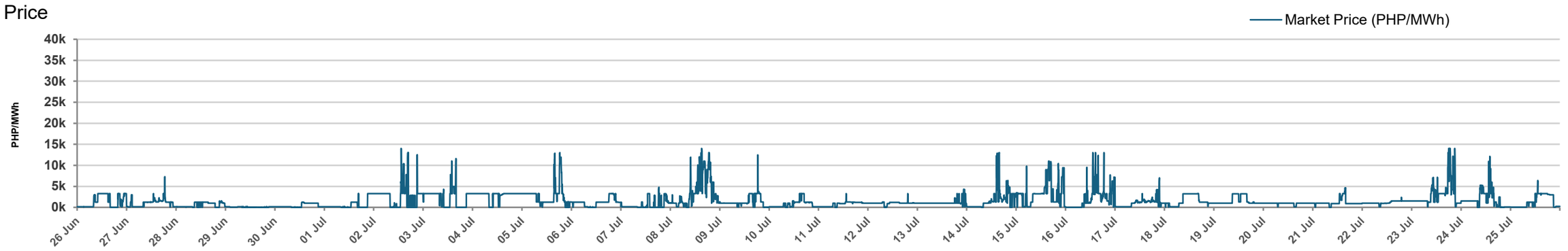

PUBLIC

MARKET OUTCOME
RESERVE MARKET

26 June - 25 July 2025

Philippine Electricity Market Corporation

MINDANAO - DISPATCHABLE

Requirement and Schedule

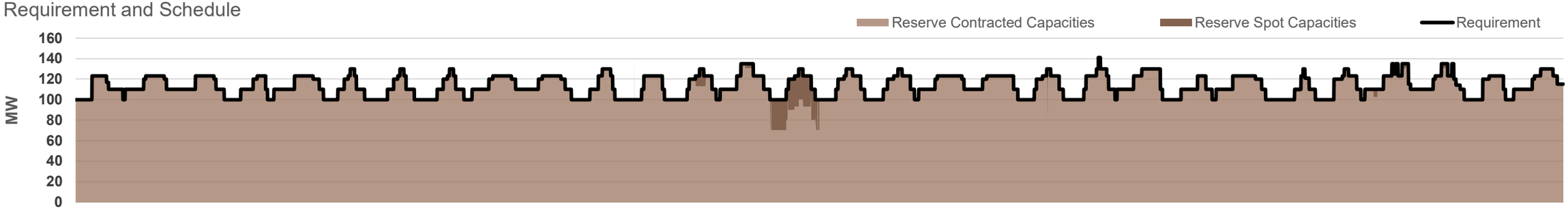

Offers

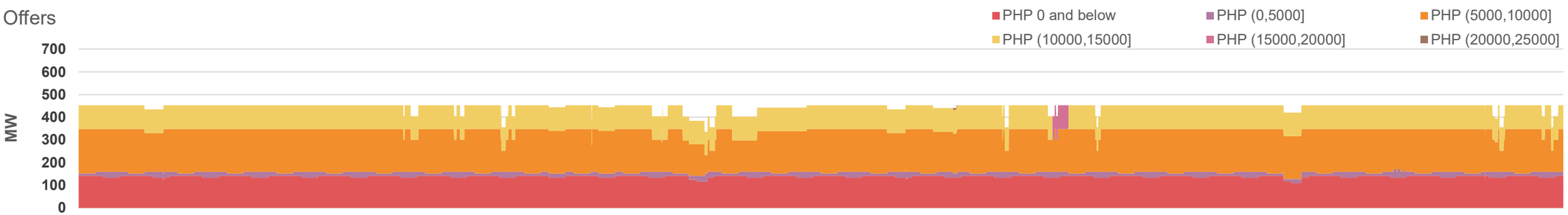

Price

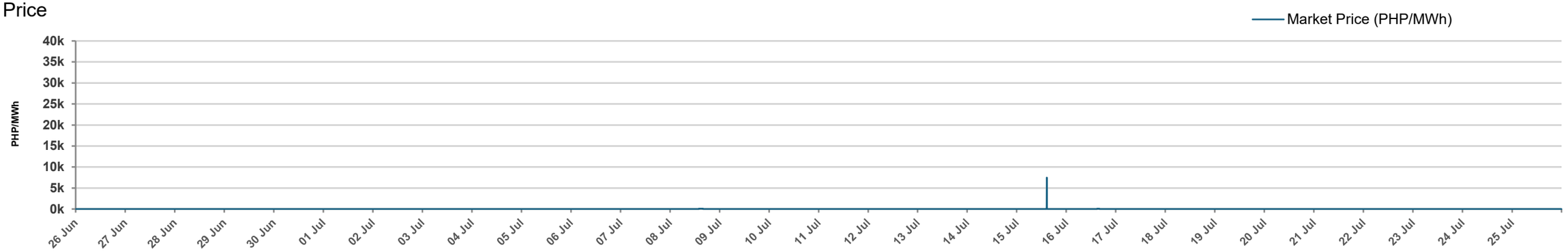

PUBLIC

MARKET OUTCOME
RESERVE MARKET

26 June - 25 July 2025

Philippine Electricity Market Corporation

Particulars	Reserve Schedule				Reserve Requirement Gap				Month-on-Month % Change	Market Price (in PHP/MWh)			Month-on-Month % Change
	Reserve Contracted Capacities		Reserve Spot Capacities										
	Average Capacity (in MW)	% Share	Average Capacity (in MW)	% Share	Min (in MW)	Max (in MW)	(Total no. of Interval/s)	(% of Time)		Min	Max	Ave	
Regulating Up													
Luzon	121.73	62%	75.53	38%	0.10	41.60	132	2%	60.83%▼	0.00	25,000.00	6,583.06	24.60%▼
Visayas	19.50	47%	21.92	53%	0.05	12.60	1,858	22%	0.32%▲	4,420.00	25,000.00	23,032.66	3.97%▼
Mindanao	31.02	77%	21.92	54%	0.01	31.18	4,382	51%	3.23%▲	0.00	25,000.00	24,040.38	2.85%▼
Regulating Down													
Luzon	122.50	62%	74.77	38%	0.10	42.60	132	2%	70.54%▼	0.00	25,000.00	6,299.34	30.73%▼
Visayas	19.50	47%	21.91	53%	0.05	21.55	2,223	26%	12.79%▼	4,410.00	25,000.00	21,308.25	7.34%▼
Mindanao	31.04	77%	9.32	23%	0.01	31.18	4,351	50%	2.50%▲	0.00	25,000.00	24,062.39	2.76%▼
Contigency													
Luzon	349.22	55%	285.73	45%	0.10	0.10	6	0.00	88.00%▼	0.00	25,000.00	2,893.76	38.72%▼
Visayas	87.53	58%	62.45	42%	0.10	150.00	13	0.00	68.29%▼	500.00	25,000.00	4,806.24	6.11%▼
Mindanao	113.14	94%	7.44	6%	0.10	0.10	17	0.00	142.86%▲	0.00	14,000.00	1,574.20	19.46%▲
Dispatchable													
Luzon	210.72	38%	343.00	62%	0.10	0.10	8	0%	60.00%▲	0.00	25,000.00	1,685.51	116.66%▲
Visayas	0.38	0%	146.83	100%	0.10	150.00	682	8%	28.20%▲	435.20	25,000.00	5,308.31	4.60%▲
Mindanao	112.30	99%	1.23	1%	0.10	0.10	183	2%	36.46%▼	0.00	7,500.00	3.04	32.87%▲

PUBLIC

ANNEX
OUTAGE SUMMARY
26 June - 25 July 2025

Philippine Electricity Market Corporation

Plant Type	Plant/ Unit Name	Capacity (MW)	Date Out	Date In	Duration (Day/s)	Outage Type	Remarks
				Luzon			
BAT	01CNCEP_BAT	50	07/24/2025 7:32			Maintenance	Annual Maintenance activity.
BAT	01GAMU_BAT	40	06/26/2025 5:59	06/27/2025 17:14	1	Forced	Affected by Gamu-Roxas 69kV Line outage (Reclassified From Force OMC Outage)
BAT	01MAGAPIT_BAT	40	05/01/2025 18:21	07/07/2025 12:00	67	Forced	Waiting for testing and commissioning schedule.
BIOF	01CAGBIO_G01	13.5	06/26/2025 5:58	06/27/2025 8:21	1	Forced	Affected by Gamu-Roxas 69kV Line outage.
BIOF	01GFII_G01	15.8	07/18/2025 13:45	07/19/2025 17:01	1	Forced	Due to insufficient supply
BIOF	01GFII_G01	15.8	07/11/2025 6:01	07/12/2025 5:15	1	Forced	Emergency shutdown due to pulverizer problem.
BIOF	01GIFT_G02	6	07/08/2025 22:04	07/10/2025 1:15	2	Maintenance	Maintenance outage
BIOF	01GRGOLD_G01	10.8	07/16/2025 22:26	07/22/2025 8:01	6	Forced	Unplanned shutdown due to leak at waterwall.
BIOF	01IPOWER_G01	10.8	06/21/2025 0:00			Maintenance	To conduct PMS
BIOF	01VSGRIP_G01	5.4	07/23/2025 9:01			Forced	Emergency shutdown due to economizer water leak
BIOF	01VSGRIP_G01	5.4	07/15/2025 20:32	07/16/2025 3:01	1	Forced	Fuel feeding motor burn
BIOF	01VSGRIP_G01	5.4	06/27/2025 11:26	06/30/2025 9:02	3	Forced	Boiler travelling grate trouble.
COAL	01GNPD_U01	668	07/19/2025 19:45	07/21/2025 12:23	2	Forced	Submersible scraper conveyor trouble.
COAL	01GNPD_U01	668	06/29/2025 10:40	07/01/2025 12:58	2	Forced	Emergency shutdown due to submersible scraper conveyor trouble.
COAL	01GNPD_U02	668	07/23/2025 11:55	07/25/2025 8:29	2	Forced	Submersible scraper conveyor trouble.
COAL	01GNPD_U02	668	06/24/2025 4:55	06/28/2025 11:54	4	Forced	IP turbine stress circulation trouble
COAL	01MARVEL_G02	316	05/30/2025 18:00			Forced	Cooling water Condenser pump tripped.
COAL	01MPGC_U01	135	06/30/2025 23:48	07/17/2025 5:57	17	Planned	Planned Outage.
COAL	01MSINLO_G01	322.7	07/25/2025 13:14			Forced	Tripped due to HP turbine exhaust saturated steam protection triggered.
COAL	01MSINLO_G02	322.7	07/22/2025 21:27			Forced	Emergency shutdown due to condenser tube leak.
COAL	01SUAL_G01	647	07/25/2025 0:14			Forced	Generator transformer differential protection actuated
COAL	03PAGBIL_G01	382	07/01/2025 0:54	07/24/2025 12:25	23	Planned	Planned Outage.
COAL	03PAGBIL_G03	420	07/20/2025 20:43			Forced	Emergency shutdown due to boiler tube leak.
COAL	03PAGBIL_G03	420	07/15/2025 7:59	07/20/2025 7:52	5	Forced	Emergency shutdown due to boiler tube leak
COAL	03QPPL_G01	460	07/01/2025 0:00			Planned	Planned Outage.
COAL	03SBPL_G01	455	07/25/2025 19:47			Maintenance	Boiler tube leak.
COAL	03SLPGC_G01	150	07/20/2025 0:00			Planned	Planned outage until August 18 2025
COAL	03SLPGC_G02	149.6	07/05/2025 19:08	07/09/2025 11:22	4	Forced	Emergency shutdown due to coal center feeder B & C high motor current and overload

PUBLIC

ANNEX
OUTAGE SUMMARY
26 June - 25 July 2025

Philippine Electricity Market Corporation

Plant Type	Plant/ Unit Name	Capacity (MW)	Date Out	Date In	Duration (Day/s)	Outage Type	Remarks
				Luzon			
COAL	03SLPGC_G02	149.6	06/22/2025 4:08	07/04/2025 10:11	12	Forced	Boiler tube leak.
COAL	03SLTEC_G01	122	07/01/2025 0:02			Planned	Planned Outage.
GEO	03BACMAN_U01	60	07/17/2025 0:04	45858.95625	3	Planned	Planned shutdown.
GEO	03BACMAN_U02	60	07/05/2025 0:00			Planned	Planned Outage until July 28 2025.
GEO	03BACMAN_U02	60	07/04/2025 16:03			Maintenance	Shutdown in preparation for Black Start testing.
GEO	03MKBN_D	20	07/10/2025 17:00	07/12/2025 13:33	2	Forced	Tripped due to hotwell pump protection actuation
GEO	03MKBN_D	20	07/06/2025 3:13	07/09/2025 7:21	3	Forced	Affected by planned outage of Makban B-D 230kV Tie line..(Reclassified From Force OMC Outage)
GEO	03MKBN_D	20	07/06/2025 3:08	07/09/2025 19:25	3	Forced	Affected by planned outage of Makban B-D 230kV Tie line..
GEO	03ORMAT_G01	3	07/23/2025 0:06			Maintenance	Maintenance Outage
GEO	03ORMAT_G01	3	07/23/2025 0:06			Maintenance	Maintenance Outage
GEO	03PALAYAN_G01	24	07/23/2025 20:01	07/24/2025 0:15	1	Forced	Tripped due to low condenser vacuum.
GEO	03PALAYAN_G01	24	07/17/2025 0:02	07/23/2025 7:52	6	Planned	Planned outage.
GEO	03PALAYAN_G01	31	06/30/2025 11:11	07/02/2025 13:22	2	Forced	Tripped due to heat exchanger pump problem.
GEO	03TANAWON_G01	20.2	07/17/2025 0:24	07/21/2025 23:15	4	Planned	Planned outage.
GEO	03TGPP_G01	9.7	07/07/2025 16:54			Forced	Emergency shutdown due to brine supply
GEO	03TGPP_G01	16.7	07/07/2025 16:54			Forced	Emergency shutdown due to brine supply
HYD	01AMPHAW_G01	12.5	07/20/2025 18:13	07/21/2025 13:52	1	Forced	Tripped due to line ground fault.
HYD	01BINENG_G01	19.8	07/20/2025 18:13	07/21/2025 14:03	1	Forced	Tripped due to line ground fault.
HYD	01MASIWA_G01	12	07/20/2025 16:13	07/25/2025 9:27	5	Forced	No irrigation requirement.
HYD	01NMHC_G01	3.9	07/20/2025 19:32	07/21/2025 14:17	1	Forced	Tripped due to unbalanced current.
HYD	01NMHC_G03	1.2	07/20/2025 19:22	07/21/2025 14:17	1	Forced	Tripped due to unbalanced current.
HYD	01SROQUE_U01	145	07/14/2025 0:00			Planned	Planned outage July 14 - August 29 2025
HYD	03BOTOCA_G01	0.8	07/21/2025 19:57	07/22/2025 0:27	1	Forced	Tripped due to loss of SCADA system
HYD	03BOTOCA_G01	0.8	07/20/2025 15:46	07/21/2025 19:12	1	Forced	Affected by outage of Botocan-Caliraya 115kV Line.
HYD	03KAL_G01	181.1	07/14/2025 0:00	07/22/2025 19:11	8	Planned	Planned outage July 14 - 28 2025
HYD	03KAL_G02	181	07/14/2025 0:00	07/23/2025 16:12	9	Planned	Planned outage July 14 - 28 2025
HYD	03KAL_G04	185	06/24/2025 0:00	06/28/2025 18:47	4	Planned	Planned outage until June 28 2025.
NATG	03ILIJAN_G01	190	07/08/2025 4:59	07/10/2025 13:49	2	Maintenance	GT borescope inspection

PUBLIC

ANNEX
OUTAGE SUMMARY
26 June - 25 July 2025

Philippine Electricity Market Corporation

Plant Type	Plant/ Unit Name	Capacity (MW)	Date Out	Date In	Duration (Day/s)	Outage Type	Remarks
				Luzon			
NATG	03ILIJAN_G01	190	07/05/2025 0:02	07/07/2025 23:28	2	Maintenance	GT borescope inspection
NATG	03ILIJAN_G02	190	07/25/2025 15:24			Maintenance	Turbine Blade Borescope inspection.
NATG	03ILIJAN_G02	190	07/11/2025 10:22	07/25/2025 13:02	14	Forced	Equivalent Operating Hour
NATG	03ILIJAN_G02	190	07/03/2025 19:19	07/04/2025 3:34	1	Forced	Blade path temperature trouble
NATG	03STA-RI_G01	263	07/04/2025 23:39	07/06/2025 23:13	2	Maintenance	Shutdown in preparation for the Net Dependable Capacity Testing.
NATG	03STA-RI_G02	263	07/06/2025 23:54	07/09/2025 0:36	3	Planned	Planned Outage.
NATG	03STA-RI_G03	263	07/04/2025 23:53	07/06/2025 21:50	2	Maintenance	Shutdown in preparation for the Net Dependable Capacity Testing.
NATG	03STA-RI_G04	263	06/30/2025 23:49	07/03/2025 6:24	3	Maintenance	Offline washing NDC.
NATG	03STA-RI_G05	265	07/10/2025 23:53	07/14/2025 0:11	4	Planned	Planned outage
NATG	03STA-RI_G06	265	07/11/2025 23:50	07/14/2025 3:40	3	Planned	Planned Outage until July 13 2025.
OIL	01LIMAY_U01	60	07/12/2025 0:01	07/16/2025 16:50	4	Planned	Planned Outage until July 18 2025.
OIL	01LIMAY_U02	60	07/24/2025 15:24	07/25/2025 16:09	1	Forced	Declared unavailable due to fuel nozzle replacement
OIL	02TMOBIL_G01	63.8	07/14/2025 0:01	07/20/2025 23:40	6	Planned	Annual PMS until July 20 2025
OIL	03MALAYA_G01	300	05/03/2019 18:21			Forced	Declared unavailable due to motorization of unit generator caused by the non-opening of
OIL	03MALAYA_G02	130	07/24/2024 21:24			Forced	Tripped due to loss prime of CWP
SOLR	03SOLACE_G01	89.4	07/10/2025 18:37	07/11/2025 4:24	1	Maintenance	Installation of deluge
				Visayas			
BIOF	06CABI_G01	12	07/05/2025 23:11	07/06/2025 0:16	1	Forced	Emergency shutdown due to boiler problem.
BIOF	06HPCO_G01	2	11/12/2023 20:00			Forced	Defective auxiliary of vibration meter.
BIOF	06SCBE_G01	7.4	03/31/2023 10:35			Forced	Plant shutdown
BIOF	06URC_G01	16	07/18/2025 12:20	07/19/2025 20:55	1	Forced	Emergency shutdown due to flood inside the Power Plant.
BIOF	06URC_G01	16	07/08/2025 23:10	07/09/2025 12:10	1	Forced	Emergency shutdown due to boiler problem.
BIOF	06URC_G01	16	06/14/2025 19:19	06/30/2025 10:40	16	Forced	Emergency shutdown due to turbine problem.
BIOF	06VMC_G01	2.5	04/21/2024 16:20			Forced	Weekly maintenance.
BIOF	08CASA_G01	8	06/20/2025 8:20			Forced	End of export power for CY 2024-2025
BIOF	08CASA_G02	7	06/19/2025 15:06			Forced	Due to end of export power for unit 2 crop year 2024-2025.
COAL	05CEDC_U01	83.2	07/01/2025 0:53	07/21/2025 14:38	20	Planned	Manually cut-out for APMS
COAL	05KSPC_G01	103	06/29/2025 20:48	07/04/2025 15:44	5	Forced	Emergency shutdown due to boiler tube leak.
COAL	05THVI_U02	169	07/02/2025 16:18	07/03/2025 4:04	1	Forced	Unit 2 tripped due to secondary air fan winding problem.

PUBLIC

ANNEX
OUTAGE SUMMARY
26 June - 25 July 2025

Philippine Electricity Market Corporation

Plant Type	Plant/ Unit Name	Capacity (MW)	Date Out	Date In	Duration (Day/s)	Outage Type	Remarks
Visayas							
COAL	08PEDC_U01	83.7	07/22/2025 0:01			Planned	UNDER PMS
GEO	04BILGPP_G01	1	10/05/2024 4:39			Forced	Turbine high vibration trip
GEO	04LEYTE_A	32	07/03/2025 4:03			Forced	Emergency shutdown to effect STG exhaust line repair.
GEO	04LEYTE_A	6.475	07/02/2025 23:58	07/03/2025 18:23	1	Forced	Tripped due to reverse power indication due to steam pressure upset.
GEO	04LEYTE_A	27.5	06/25/2025 22:03	06/27/2025 2:36	2	Forced	Due to start up valve and control valve problem.
GEO	04LEYTE_A	30	10/23/2024 8:21			Maintenance	Emergency repair of air cooled condenser
GEO	04LEYTE_A	77.5	07/08/2024 5:43	07/17/2025 17:28	374	Forced	Due to high vibration
GEO	04LGPP_G01	41	07/10/2025 23:33	07/11/2025 0:50	1	Forced	Due to condenser level high indication
GEO	04LGPP_G01	40.2	06/23/2025 13:30			Forced	Emergency shutdown to carry-out replacement of thinned-out piping from the scrubber outlet to main steam turbine outlet.
GEO	06BBGPP_G01	4.7	09/24/2024 19:57			Forced	Turbine tripped under test and commissioning.
GEO	06NASULO_G01	48.3	07/10/2025 22:47	07/11/2025 9:51	1	Forced	Tripped due to condenser vacuum very low.
HYD	04TAFT_G01	5.1	07/25/2025 18:05			Forced	Affected by isolation of 69kV Paranas-Quinapondan Line during normalization back to normal configuration after pre-arranged activity
HYD	04TAFT_G01	5	07/13/2025 21:11	07/25/2025 18:14	12	Forced	Due to low voltage
HYD	04TAFT_G01	5.1	07/03/2025 15:00			Forced	Tripped due to activation of under voltage protection.
HYD	04TAFT_G01	5.1	07/01/2025 7:19	07/13/2025 21:18	12	Forced	cable or sensor breakage indication upstream water level sensor (forebay cable detached)
HYD	04TAFT_G01	5.1	06/29/2025 6:59	07/01/2025 7:24	2	Forced	due to alarm indicating low drive end oil level
HYD	04TAFT_G01	5.1	06/29/2025 5:35	06/30/2025 14:28	1	Forced	Affected by maintenance along 138kV Babatngon-Paranas L2 (load transfer)
HYD	04UTH_G01	4.7	07/08/2025 0:24			Forced	Affected by tripping of Taft Feeder
HYD	04UTH_G01	4.7	06/29/2025 12:09	07/08/2025 0:31	9	Forced	Affected by maintenance along 138kV Babatngon-Paranas L2 (normalization of loads)
HYD	04UTH_G01	4.7	06/17/2025 13:18			Forced	Affected by tripping of 138kV Omoc-Babatngon line.
HYD	06AMLA_G01	0.45	06/13/2025 20:36	07/25/2025 18:48	42	Forced	Conduct corrective maintenance.
HYD	06AMLA_G01	0.45	06/13/2025 20:36			Forced	Replacement of 13.8kV PCB at Amlan SS and replacement of 34.5kV LA for Amlan-APP 34.5kV Line at Amlan SS side.
HYD	07LOBOC_G01	0.4	07/02/2025 13:42	07/11/2025 19:44	9	Forced	Unit tripped due to carbon brush problem
HYD	07LOBOC_G01	0.4	06/28/2025 19:30	06/29/2025 11:34	1	Forced	Affected by the tripping of Tagbilaran - Loboc HEP 13.8kV line.
HYD	07LOBOC_G01	0.4	06/28/2025 19:30	06/29/2025 11:30	1	Forced	Affected by the tripping of Tagbilaran - Loboc HEP 13.8kV line.
HYD	07LOBOC_G01	0.4	06/28/2025 19:30	06/29/2025 11:29	1	Forced	Affected by the tripping of Tagbilaran - Loboc HEP 13.8kV line.

PUBLIC

ANNEX
OUTAGE SUMMARY
26 June - 25 July 2025

Philippine Electricity Market Corporation

Plant Type	Plant/ Unit Name	Capacity (MW)	Date Out	Date In	Duration (Day/s)	Outage Type	Remarks
Visayas							
HYD	07LOBOC_G02	1.2	06/28/2025 19:30	06/29/2025 11:53	1	Forced	Affected by the tripping of Tagbilaran - Loboc HEP 13.8kV line.
HYD	07SEVILL_G01	1.25	07/15/2025 21:04	07/16/2025 0:26	1	Forced	Affected tripping of Tagbilaran Garcia.
HYD	07SEVILL_G01	1.25	07/15/2025 21:04	07/16/2025 0:10	1	Forced	Affected tripping of Tagbilaran Garcia.
HYD	07SEVILL_G01	1.25	06/25/2025 18:36	06/29/2025 0:30	4	Forced	Affected tripping of Fdr. 14 Loay SS Boheco 1.
HYD	08SUWECO_G01	0.9	07/21/2025 23:28	07/22/2025 0:45	1	Forced	Auto-tripped (affected by line fault)
HYD	08SUWECO_G01	3.6	07/21/2025 23:28	07/22/2025 0:37	1	Forced	Auto-tripped (affected by line fault)
HYD	08SUWECO_G01	3.6	07/21/2025 23:28	07/22/2025 0:41	1	Forced	Auto-tripped (affected by line fault)
HYD	08SUWECO_G01	3.6	07/20/2025 18:15	07/21/2025 10:15	1	Forced	due to cooling water filter clogged by muddy water brought by flashflood.
HYD	08SUWECO_G01	3.6	07/16/2025 22:35	07/17/2025 8:11	1	Forced	Affected by the line tripping of 69kV San Jose - Bugasong - SUWECO Line.
HYD	08SUWECO_G01	3.6	07/16/2025 22:35	07/17/2025 8:11	1	Forced	Affected by the line tripping of 69kV San Jose - Bugasong - SUWECO Line.
HYD	08SUWECO_G01	0.9	07/04/2025 1:43	07/05/2025 16:18	1	Forced	Tripped due to directional over current
OIL	05CARMENDPP_U04	10	08/24/2024 0:00			Forced	Detached connecting rods and crank shaft for machining
OIL	05CPPC_U03	6.5	07/05/2025 0:01	07/19/2025 17:00	14	Planned	Unit out for generator servicing GOMP.
OIL	05EAUC_U01	11.5	05/13/2024 22:55			Forced	CYLINDER NO. 7 CRANKCASE EXPLOSION
OIL	05TPVI_U01	5.5	03/31/2025 10:00			Deactivated Shutdo	Decommissioned
OIL	05TPVI_U02	5.5	03/31/2025 10:00			Deactivated Shutdo	Decommissioned
OIL	05TPVI_U03	5.5	03/31/2025 10:00			Deactivated Shutdo	Decommissioned
OIL	05TPVI_U04	5.5	03/31/2025 10:00			Deactivated Shutdo	Decommissioned
OIL	05TPVI_U05	5.5	03/31/2025 10:00			Deactivated Shutdo	Decommissioned
OIL	05TPVI_U06	5.5	03/31/2025 10:00			Deactivated Shutdo	Decommissioned
OIL	06CENPRI_U01	4.4	07/15/2025 19:54	07/16/2025 0:16	1	Forced	Emergency shutdown due to engine room fire.
OIL	06CENPRI_U02	4.4	07/15/2025 19:54	07/16/2025 0:16	1	Forced	Emergency shutdown due to engine room fire.
OIL	06CENPRI_U03	4.4	07/15/2025 19:52	07/16/2025 0:16	1	Forced	Emergency shutdown due to engine room fire.
OIL	06CENPRI_U04	6.7	07/15/2025 19:47	07/22/2025 16:11	7	Forced	Emergency shutdown due to engine room fire caused by fuel leak at FIP #9 inlet pipe.
OIL	06CENPRI_U05	6.7	07/15/2025 19:50	07/16/2025 0:16	1	Forced	Emergency shutdown due to engine room fire.
OIL	07BIDPP_G01	57	06/12/2025 16:37	07/02/2025 18:55	20	Forced	Continue Implement maintenance of 13.8 KV switchgear
OIL	08STBPB1_U02	6	07/16/2025 14:20	07/17/2025 6:52	1	Forced	Cut off indicator cock of cylinder 7R
OIL	08STBPB1_U04	6	07/02/2025 18:13	07/14/2025 14:18	12	Forced	Unable to start due to lube oil pressure low
SOLR	04PHSOL_G01	24.5	07/05/2025 18:50	07/06/2025 2:44	1	Forced	Annual preventive maintenance of switchgears

PUBLIC

ANNEX
OUTAGE SUMMARY
26 June - 25 July 2025

Philippine Electricity Market Corporation

Plant Type	Plant/ Unit Name	Capacity (MW)	Date Out	Date In	Duration (Day/s)	Outage Type	Remarks
			Visayas				
SOLR	04SEPSOL_G01	40.5	07/21/2025 6:19	07/22/2025 8:36	1	Forced	Affected by pre-arranged maintenance related to the dismantling of 7.5MVAR Cap Bank
SOLR	06HELIOS_G01	105	07/16/2025 18:33	07/17/2025 3:09	1	Forced	PMS of Cadiz-Helios 138KV Line.
SOLR	06SLYSOL_G01	20	07/25/2025 19:14			Forced	Shutdown to conduct PMS of Substation and Inverter Station equipment.
SOLR	06SLYSOL_G01	20	07/24/2025 20:47	07/25/2025 1:21	1	Forced	To conduct PMS of Switching Substation and Inverter Station Equipments.
SOLR	07DAGSOL_G01	20.2	07/04/2025 19:12	07/05/2025 0:02	1	Forced	Replacement of bolt at 69 KV switchgear.
WIND	08PWIND_G02	13.2	07/07/2025 6:08	07/09/2025 14:47	2	Forced	Conduct additional Medium Voltage work activity
			Mindanao				
BAT	13MALITA_BAT	20	07/07/2025 15:20	07/08/2025 14:55	1	Forced	Loss communication Signal. (Forced Outage)
BIOF	14BIOMS_U01	5.7	10/08/2024 15:56			Forced	Tripped due to SOCOTECO 1 69KV(SRB)line power outage.
BIOF	14LAMSAN_G01	15	07/14/2025 0:03			Planned	PMS (GOMP). ETC July 29 2025. (Planned Outage)
BIOF	14LAMSAN_G01	15	06/25/2025 14:16	06/27/2025 9:26	2	Forced	Emergency shutdown due to Boiler Tube leaked.
BIOF	14SPGI_U01	6	06/30/2025 0:24	07/04/2025 9:18	4	Forced	Affected by a permanent fault along 5LI1TAC-SRL 69kVL. (OMC Outage)
COAL	10GNPK_U04	151	07/04/2025 0:02	07/07/2025 18:23	3	Forced	PMS (Non-GOMP). ETC. July 7 2025
COAL	10PPEI_U01	24.1	07/05/2025 13:56			Forced	Emergency shutdown due to high vibration levels on the motor on condensate extraction pump. (Forced Outage)
COAL	10PPEI_U01	24.1	05/23/2025 20:11	06/29/2025 22:24	37	Forced	Plant outage is due to trouble leaking on the Condensate Extraction Pump.
COAL	11FDC_U01	135	07/24/2025 0:59			Forced	The plant was shut down (gradual unloading) due to a tube leak problem. (Forced
COAL	11STEAG_U01	105	07/02/2025 0:00	07/23/2025 9:22	21	Planned	PMS (GOMP). ETC July 23 2025.
COAL	11STEAG_U02	105	07/12/2025 0:00			Planned	PMS(GOMP). ETC August 05 2025.
COAL	11STEAG_U02	105	07/07/2025 16:02	07/09/2025 2:37	2	Forced	Tripped. Root cause Initial finding it was affected during the protection test on Unit 1 at the tie breaker. (Forced Outage)
COAL	13SMC_U02	150	07/06/2025 1:25			Planned	PMS (GOMP). ETC July 26 2025. (Planned Outage)
COAL	13SMC_U02	150	07/06/2025 1:25			Planned	PMS (GOMP). ETC July 26 2025
COAL	14SARANG_U02	122	07/01/2025 7:51	07/05/2025 7:03	4	Forced	Shutdown due to boiler master fuel tripped. (Forced Outage)
GEO	14MTAPO_U03	3.6	07/01/2025 6:01	07/02/2025 23:42	1	Planned	PMS (GOMP). ETC July 2 2025
HYD	10AGUS1_U01	35	07/05/2025 8:01	07/06/2025 15:29	1	Planned	Shutdown. PMS-GOMP
HYD	10AGUS1_U02	35	07/08/2025 8:02			Planned	PMS (GOMP). ETC October 5 2025
HYD	10AGUS6_U01	34.5	07/07/2025 9:02	07/13/2025 16:12	6	Planned	PMS (GOMP). ETC July 13 2025
HYD	10AGUS6_U02	34.5	05/31/2025 0:00	07/17/2025 15:13	47	Forced	Forced Outage. Note PMS (GOMP) since May 26 2025 until May 30 2025.

PUBLIC

ANNEX
OUTAGE SUMMARY
26 June - 25 July 2025

Philippine Electricity Market Corporation

Plant Type	Plant/ Unit Name	Capacity (MW)	Date Out	Date In	Duration (Day/s)	Outage Type	Remarks
			Mindanao				
HYD	10AGUS6_U03	50	06/01/2025 9:02	06/29/2025 17:37	28	Planned	(PMS-GOMP). ETC June 30 2025 @ 2359H
HYD	10AGUS6_U04	40	07/14/2025 14:44	07/21/2025 20:20	7	Forced	Auto-tripped. Indication For further verification. (Forced Outage)
HYD	10AGUS6_U04	40	06/01/2025 9:03	06/29/2025 15:36	28	Planned	(PMS-GOMP). ETC June 30 2025 @ 2359H
HYD	10AGUS6_U05	43.8	07/21/2025 9:02	07/22/2025 18:08	1	Forced	PMS (Non-GOMP). (Planned Outage)
HYD	10AGUS6_U05	43.8	06/01/2025 9:03	06/28/2025 12:00	27	Planned	(PMS-GOMP). ETC June 30 2025 @ 2359H
HYD	10LIAN_G01	11.6	07/18/2025 15:25	07/19/2025 1:58	1	Forced	Isolated due to tripping of Agus6-Kauswagan 69kV line. (OMC Outage)
HYD	11FGBPC_G01	1.6	06/28/2025 21:25	06/29/2025 0:27	1	Forced	Outage due to tripping of Puerto-Damilag 34.5kV line. OMC Outage
HYD	11MANFOR_G01	16.2	07/18/2025 0:52	07/22/2025 0:47	4	Forced	Auto-tripped. Indication Stator Earth Fault. (Forced Outage)
HYD	11MANFOR_G02	6.8	07/24/2025 11:28			Forced	Auto-tripped. Cause Indication For verification. (Force Outage)
HYD	11PULA4_U01	75	07/14/2025 8:03	07/20/2025 17:54	6	Planned	PMS (GOMP). ETC. July 20 2025. (Planned Outage)
HYD	12ASIGA_G01	8.2	07/02/2025 21:29	07/03/2025 8:59	1	Forced	Isolation due to the outage of Butuan-Santiago 69kV STL. (OMC Outage)
HYD	12LKMAINIT_G01	24.8	07/18/2025 23:03	07/19/2025 2:25	1	Forced	Isolated due to the outage of ANECO Bangonay-AGC 69kV STL. (OMC Outage)
HYD	12LKMAINIT_G01	24.8	07/02/2025 21:29	07/03/2025 8:26	1	Forced	Isolation due to the outage of Butuan-Santiago 69kV STL. (OMC Outage)
HYD	13EUROH_G01	3	07/17/2025 23:20	07/18/2025 0:15	1	Forced	Plant isolated due to NORDECO line fault. (OMC Outage)
HYD	13EUROH_G01	3	05/25/2025 8:45	07/10/2025 0:30	46	Forced	Plant shutdown due to busted AVR. (Forced Outage)
HYD	13TUDAY2_G01	2.5	07/07/2025 22:36	07/08/2025 5:49	1	Forced	Plant isolated due to tripping of 5LI1TOR-DIG. (OMC Outage)
HYD	13TUDAY2_G01	5.5	07/07/2025 22:36	07/08/2025 5:17	1	Forced	Plant isolated due to tripping of 5LI1TOR-DIG. (OMC Outage)
HYD	14ALMADA_G01	2.6	07/24/2025 0:10			Forced	Plant shutdown due to generator failure diode busted time. (Forced Outage)
HYD	14ALMADA_G01	2.6	07/17/2025 13:55	07/18/2025 10:30	1	Forced	Isolated by COTELCO PPalma feeder
HYD	14ALMADA_G01	2.6	06/24/2025 8:58	07/17/2025 9:15	23	Forced	Plant shutdown affected by COTELCO PPALMA power line outage.
HYD	14MARBEL_U01	0.5	07/13/2025 22:26	07/14/2025 8:30	1	Forced	Directly affected by the shutdown of the NIA Intake Gate. (OMC Outage)
OIL	12KEGGIN_G01	10.6	04/15/2024 15:05			Forced	Failed to synchronize due to low SF6 Pressure on PCB. (Forced Outage)
SOLR	13DIGSOL_G01	24	07/05/2025 18:05	07/06/2025 1:07	1	Planned	planned shutdown

PUBLIC

ANNEX
CONGESTED LINES AND EQUIPMENTS

26 June - 25 July 2025

Philippine Electricity Market Corporation

Equipment Name	Trading Intervals	Percent of Time
3DASMA_TR3	179	2.1%
5DAAN_4TAB2	55	0.6%
5DAAN_4TAB1	38	0.4%
1BAKUN_TR2	24	0.3%
5LAPU_TR1	23	0.3%
5SAMB_6AML2	10	0.1%
LEYTE_TO_CEBU	5	0.1%
1MEXI_1HER2	5	0.1%
3BINA_3DAS2	4	0.0%
3BINA_3DAS1	2	0.02%
6PGPP1_TR2	1	0.01%
6PGPP1_TR1	1	0.01%

GLOSSARY OF TERMS

Philippine Electricity Market Corporation

CAPACITY ON OUTAGE

Calculated for each 5-min interval as the sum of the capacity of all generating units on outage, which are further distinguished by plant type and category. The generating unit/s on outage and categories of outage are based on the SO's daily operations report. Cited below are the outage categories as defined in ERC Resolution No. 21, Series of 2016.

Deactivated Shutdown	- Refers to a condition where a generating unit is unavailable for service for an extended period of time for reasons not related to equipment and inactive for more than 60 days.
Forced	- An outage that requires immediate removal of a unit from service, another outage state, or a reserve shutdown state.
Maintenance	- An outage that does not require immediate removal from the In-Service state but requires a Unit to be removed from the available state before the next planned outage. This is scheduled at least seven (7) days in advance.
Planned	- The state in which a Unit is unavailable due to inspection, testing, preventive maintenance or overhaul. A Planned Outage is scheduled with a pre-determined duration and is coordinated with the System Operator. The Planned Outage of a Unit shall be reflected in the Grid Operating and Management Program (GOMP).

DEMAND

Calculated for each 5-minute trading interval as the sum of the real time dispatch (RTD) schedule of all load resources plus regional losses.

EFFECTIVE SUPPLY

Calculated for each 5-minute trading interval as the sum of the offered capacity of all scheduled generators considering their offered ramp rates, nominated loading level of nonscheduled generators and projected output of preferential dispatch generators, adjusted for any over-riding constraints imposed by the System Operator (SO), and reserve offers. Output of generators on testing and commissioning were considered based on the over-riding constraints imposed by the SO.

HERFINDAHL-HIRSCHMAN INDEX (HHI)

It is a commonly accepted measure of market concentration that takes into account the relative size and distribution of participants in the market. The HHI is a number between 0 and 10,000, which is calculated as the sum of squares of the participant's market share. The HHI approaches zero when the market has very large number of participants with each having a relatively small market share. In contrary, the HHI increases as the number of participants in the market decreases, and the disparity in the market shares among the participants increases. The following are the widely used HHI screening numbers: (1) less than 1,500 - not concentrated; (2) 1,500 to 2,500 - moderately concentrated; and (3) greater than 2,500 - highly concentrated.

MARGINAL PLANT

The last generating unit scheduled to meet the system demand.

MAJOR PARTICIPANT GROUP

The grouping of generators by ownership or control.

PUBLIC

GLOSSARY OF TERMS

Philippine Electricity Market Corporation

MARKET RESIDUAL SUPPLY INDEX (Market RSI)

The RSI is a dynamic continuous index measured as ratio of the available generation without a generator to the total generation required to supply the demand. The RSI is measured for each generator. The greater the RSI of a generator, the less will be its potential ability to exercise market power and manipulate prices, as there will be sufficient capacity from the other generators. In contrary, the lower the RSI, the greater the market power of a generator (and its potential benefit of exercising market power), as the market is strongly dependent on its availability to be able to fully supply the demand. In particular, a RSI greater than 100% for a generator means that the remaining generators can cover the demand, and in principle that generator cannot manipulate market price. On the other hand, a RSI less than 100% means that the generator is pivotal in supplying the demand.

The RSI for the whole market (Market RSI) is measured as the lowest RSI among all the generators in the market. A Market RSI less than 100% indicates the presence of pivotal generator/s

NOMINATED CAPACITY

The available capacity declared by self-scheduled generators.

OFFERED CAPACITY

The available capacity declared by scheduled generators.

PRICING CONDITIONS

A price imposed by the Market Operator to the Market/Trading Participant in cases:

Administered Price (AP)	- Interval affected by the declaration of market suspension and intervention.
Pricing Error Notice (PEN)	- Calculated prices are believed to be inerror due to erroneous, inconsistent, or inappropriate input data.
Price Substitution Methology (PSM)	- Undesirable market pricing situations arising from the effects of network congestion in the power system, particularly during the occurrence of extreme nodal price separation.
Secondary Price Cap (SPC)	- Applied upon breaching the PHP9,000/MWh rolling average price over a seventy-two (72) hours period .

PIVOTAL SUPPLIER INDEX (PSI)

The pivotal supplier index is a binary variable (1 for pivotal and 0 for not pivotal) for each generator. The index identifies whether a generator is pivotal in supplying the demand. The PSI is calculated as the percentage of time that a generator is pivotal in a period (i.e. monthly).

POST MARKET RUN CALCULATION

Price adjustment after consideration of different pricing conditions such as AP, SPC, PSM, and PEN.

PUBLIC

GLOSSARY OF TERMS

Philippine Electricity Market Corporation

REGISTERED CAPACITY
The capacity registered by a generator with WESM.

REGISTERED CAPACITY (NET OF OUTAGE)
The capacity registered by a generator with WESM less capacity on outage.

RESERVE CATEGORIES

Regulating Up and Down (RU and RD)	- Readily available and dispatchable generating capacity that is allocated exclusively to correct deviations from the acceptable nominal frequency caused by unpredicted variations in demand or generation output.
Contingency (FR)	- Synchronized generation capacity from Qualified Generating Units and Qualified Interruptible Loads allocated to cover the loss or failure of a synchronized generating unit or a transmission element of the power import from a circuit interconnection.
Dispatchable (DR)	- Generating Capacity that are readily available for dispatch in order to replenish the Contingency Reserves whenever a generating unit trips or a loss of a single transmission interconnection occurs.

RESERVE REGISTERED CAPACITY
The maximum capacity registered by a generator in the reserve market.

DISCLAIMER

The information contained in this document is based on the available electricity spot market data. The same information is subject to change as updated figures come in. As such, the PEMC does not make any representation or warranty as to the completeness of this information. The PEMC likewise accepts no responsibility or liability whatsoever for any loss or cost incurred by a reader arising from, or in relation to, any conclusion or assumption derived from the information found herein.