MONTHLY MARKET STATISTICS

DECEMBER 2025

(26 November to 25 December 2025)

Document Information Classification: Public

The information contained in this document is based on data that are subject to continuous verification by the Philippine Electricity Market Corporation (PEMC). The same information is subject to change as updated figures come in.

PUBLIC

ENERGY MARKET

AT A GLANCE

26 November - 25 December 2025

Total Registered Capacity (MW)

30,094 0.45%▲

Previous Month: 29,959

Average Demand (MW)

13,528 0.91%▼

Previous Month: 13,652

Average Capacity Offered/Nominated (MW)

19,848 65.95% of the total Registered Capacity

Previous Month: 19,783

Average Capacity Not Offered/Nominated (MW)

5,229 17.37% of the total Registered Capacity

Previous Month: 5,299

Load Weighted Average Price (LWAP) (PHP/MWh)

4,704 10.26%▲

Previous Month: 4,266

Average Capacity of Plants on Commissioning (MW)

629 2.09% of the total Registered Capacity

Previous Month: 527

Average Capacity on Outage (MW)

4,333 14.40% of the total Registered Capacity

Previous Month: 4,384

Average Effective Supply (MW)

17,663 0.79%▼

Previous Month: 17,804

PUBLIC

MARKET OUTCOME
REGIONAL AT A GLANCE

26 November - 25 December 2025

Philippine Electricity Market Corporation

Luzon

Total Registered Capacity (MW)	21,901.30
Average Effective Supply (MW)	12,246.48
Average Demand (MW)	9,408.85

Visayas

Total Registered Capacity (MW)	3,842.10
Average Effective Supply (MW)	2,555.69
Average Demand (MW)	1,979.55

Mindanao

Total Registered Capacity (MW)	4,350.40
Average Effective Supply (MW)	2,860.95
Average Demand (MW)	2,139.66

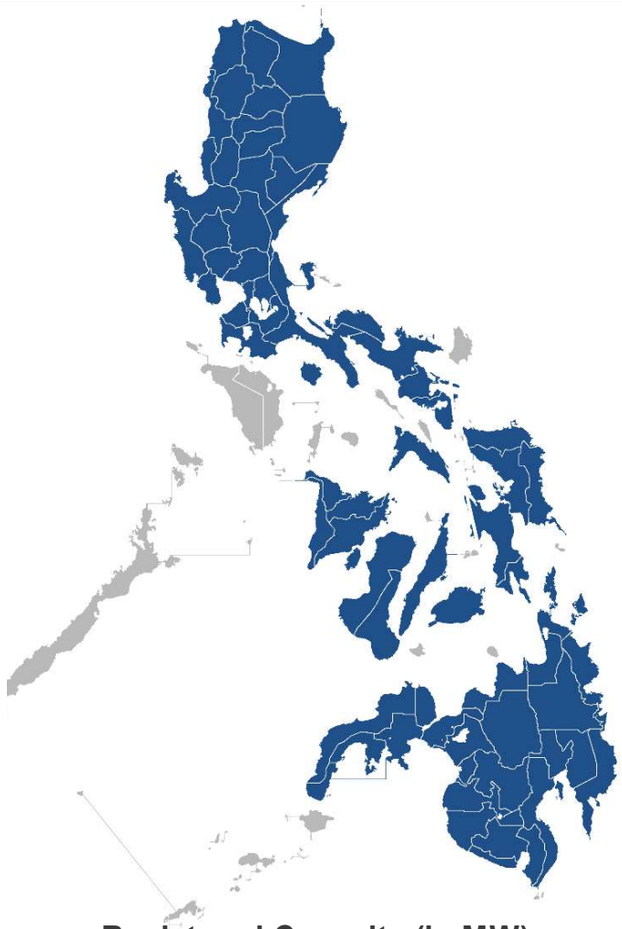

Zones	LWAP	Month-on-Month % Change
Northern Luzon	3,124.99	16.16%▼
Metro Manila	3,145.68	16.70%▼
Southern Luzon	3,092.61	16.38%▼
Bohol	8,141.36	37.82%▲
Cebu	8,004.87	40.85%▲
Leyte-Samar	8,105.61	39.33%▲
Negros	8,082.12	40.70%▲
Panay	8,108.95	39.49%▲
Lanao	7,403.33	56.51%▲
North Central	7,673.61	57.45%▲
North-East	9,094.53	55.42%▲
North-West	8,899.05	53.54%▲
South-East	8,753.90	59.10%▲
South-West	9,110.26	58.89%▲

Registered Capacity (in MW)

	COAL	NATGAS	GEO	HYDRO	OIL-BASED	WIND	SOLAR	BIOFUEL	BESS
Luzon	8,636.50	4,554.50	773.10	2,556.60	1,690.30	403.30	2,696.90	155.60	434.50
Visayas	1,329.70		846.50	65.70	440.10	102.80	731.90	191.20	134.20
Mindanao	2,208.50		105.60	1,161.50	648.10	0.00	67.20	59.50	100.00

PUBLIC

MARKET OUTCOME
CAPACITY PROFILE

26 November - 25 December 2025

Philippine Electricity Market Corporation

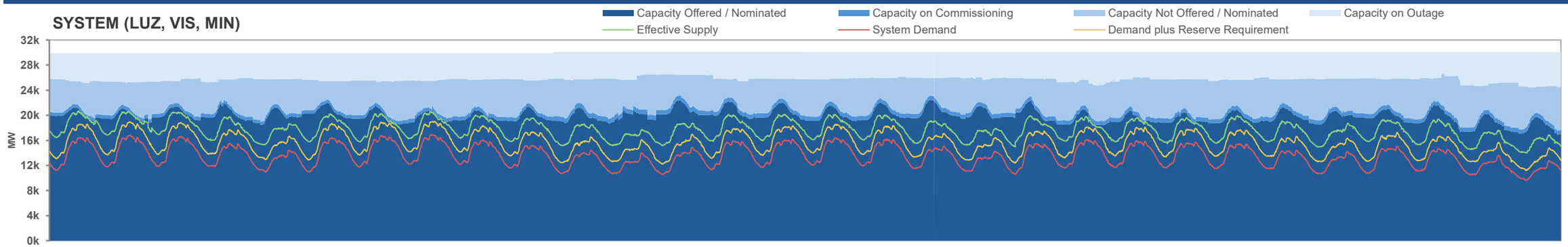

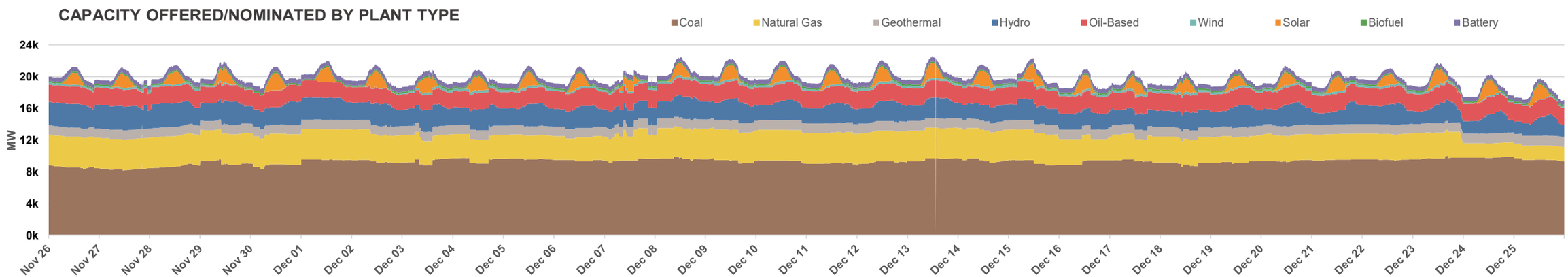

Particulars	Min		Max		Ave	Month-on-Month %Change
	(in MW)	Date and time Interval	(in MW)	Date and time Interval	(in MW)	
Effective Supply						
System	13,987.26	12/25/2025 7:30	20,695.90	11/26/2025 14:00	17,663.12	0.79%▼
Luzon	9,228.30	12/25/2025 7:30	14,608.88	12/3/2025 13:30	12,246.48	1.43%▼
Visayas	2,013.99	12/7/2025 7:30	2,979.91	12/16/2025 13:35	2,555.69	5.28%▲
Mindanao	2,444.09	12/13/2025 6:15	3,408.95	11/26/2025 11:20	2,860.95	4.27%▼
Demand Plus Reserve Requirement						
System	11,232.05	12/25/2025 7:40	19,045.77	12/3/2025 15:40	15,522.62	0.30%▼
Luzon	7,569.09	12/25/2025 7:40	13,453.41	12/3/2025 15:40	10,783.34	2.17%▼
Visayas	1,736.54	12/7/2025 7:30	2,857.60	12/16/2025 17:55	2,316.83	6.46%▲
Mindanao	1,783.46	12/25/2025 6:20	3,002.70	12/12/2025 13:50	2,422.46	1.32%▲

Particulars	Min		Max		Ave	Month-on-Month %Change
	(in MW)	Date and time Interval	(in MW)	Date and time Interval	(in MW)	
Capacity Offered/Nominated						
Coal	8,176.30	11/27/2025 11:20	10,009.80	12/23/2025 16:05	9,289.74	5.36%▲
Natural Gas	1,820.30	12/23/2025 23:55	3,861.80	11/26/2025 0:05	3,415.57	9.18%▼
Geothermal	1,127.30	12/14/2025 23:30	1,251.00	12/25/2025 16:00	1,185.80	4.70%▲
Hydro	1,374.10	12/25/2025 8:00	3,013.60	11/27/2025 15:15	2,334.79	8.28%▼
Oil Based	1,800.00	12/2/2025 18:55	2,223.00	12/16/2025 7:05	2,144.09	0.82%▲
Wind	4.00	11/30/2025 22:15	370.50	12/4/2025 9:40	228.95	22.87%▲
Solar	0.00	11/26/2025 0:05	2,183.20	11/30/2025 12:25	499.75	1.25%▲
Biofuel	147.80	11/27/2025 13:00	228.70	12/17/2025 17:40	197.17	25.14%▲
Battery Storage	472.80	12/19/2025 17:10	592.00	11/30/2025 0:05	551.67	1.94%▼

PUBLIC

MARKET OUTCOME
CAPACITY PROFILE

26 November - 25 December 2025

Philippine Electricity Market Corporation

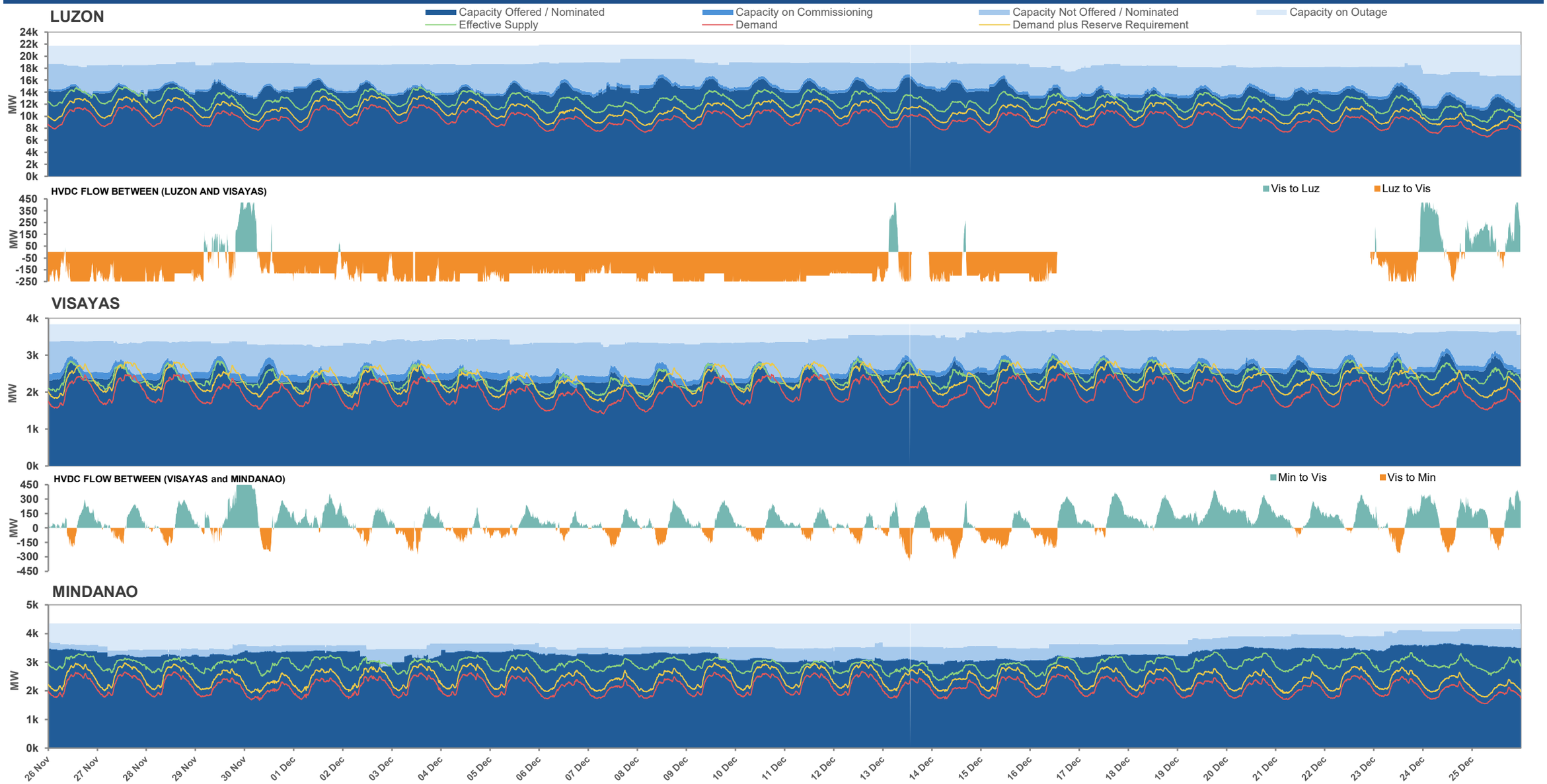

PUBLIC

MARKET OUTCOME
CAPACITY PROFILE

26 November - 25 December 2025

Philippine Electricity Market Corporation

HVDC Flow	Min (in MW)	Max (in MW)	Percent of Time	Month-on-Month %Change
Luz-Vis	0.56	250.00	68%	33.89%▲
Vis-Luz	0.66	420.00	9%	79.34%▼
Vis-Min	0.04	350.30	34%	45.70%▲
Min-Vis	0.06	450.00	65%	13.77%▼

**Note: The percent time represents the proportion of the total period during which the HVDCs were available and in operation.*

Particulars	Min (in MW)	Min Date and time Interval	Max (in MW)	Max Date and time Interval	Ave (in MW)	Month-on-Month %Change
Ramp Limited Capacity						
System	651.91	12/2/2025 19:05	6,232.13	12/8/2025 4:05	3,411.76	9.09%▲
Luzon	551.27	12/2/2025 17:45	4,783.53	12/8/2025 4:05	2,564.85	20.91%▲
Visayas	5.26	12/2/2025 18:15	589.23	12/25/2025 12:20	256.81	5.42%▼
Mindanao	- 1.76	12/16/2025 18:20	1,495.72	12/25/2025 9:20	590.10	20.05%▼

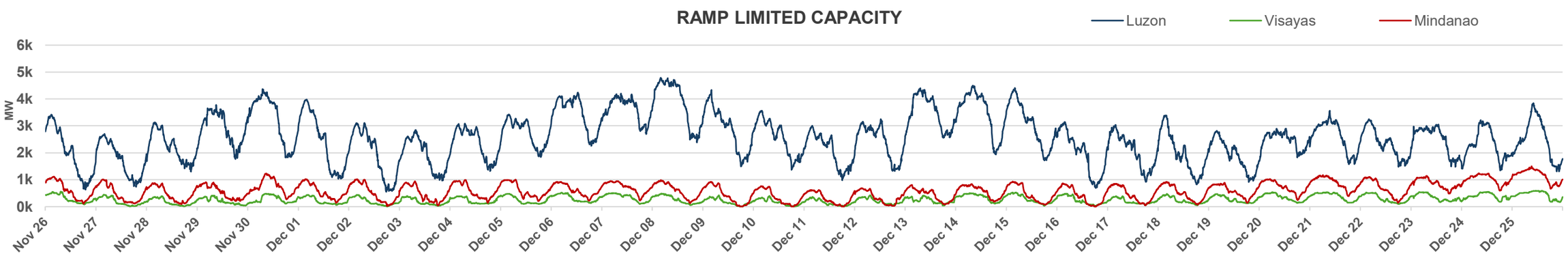

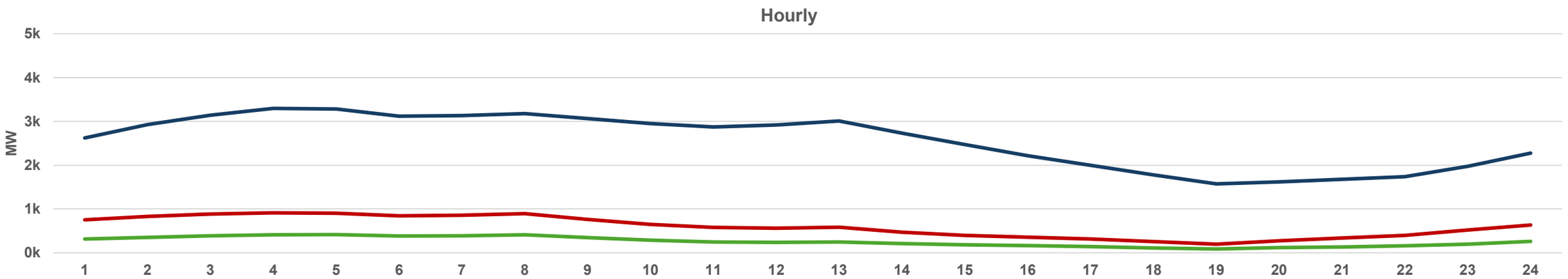

PUBLIC

MARKET OUTCOME
OUTAGE BY PLANT TYPE
26 November - 25 December 2025

Philippine Electricity Market Corporation

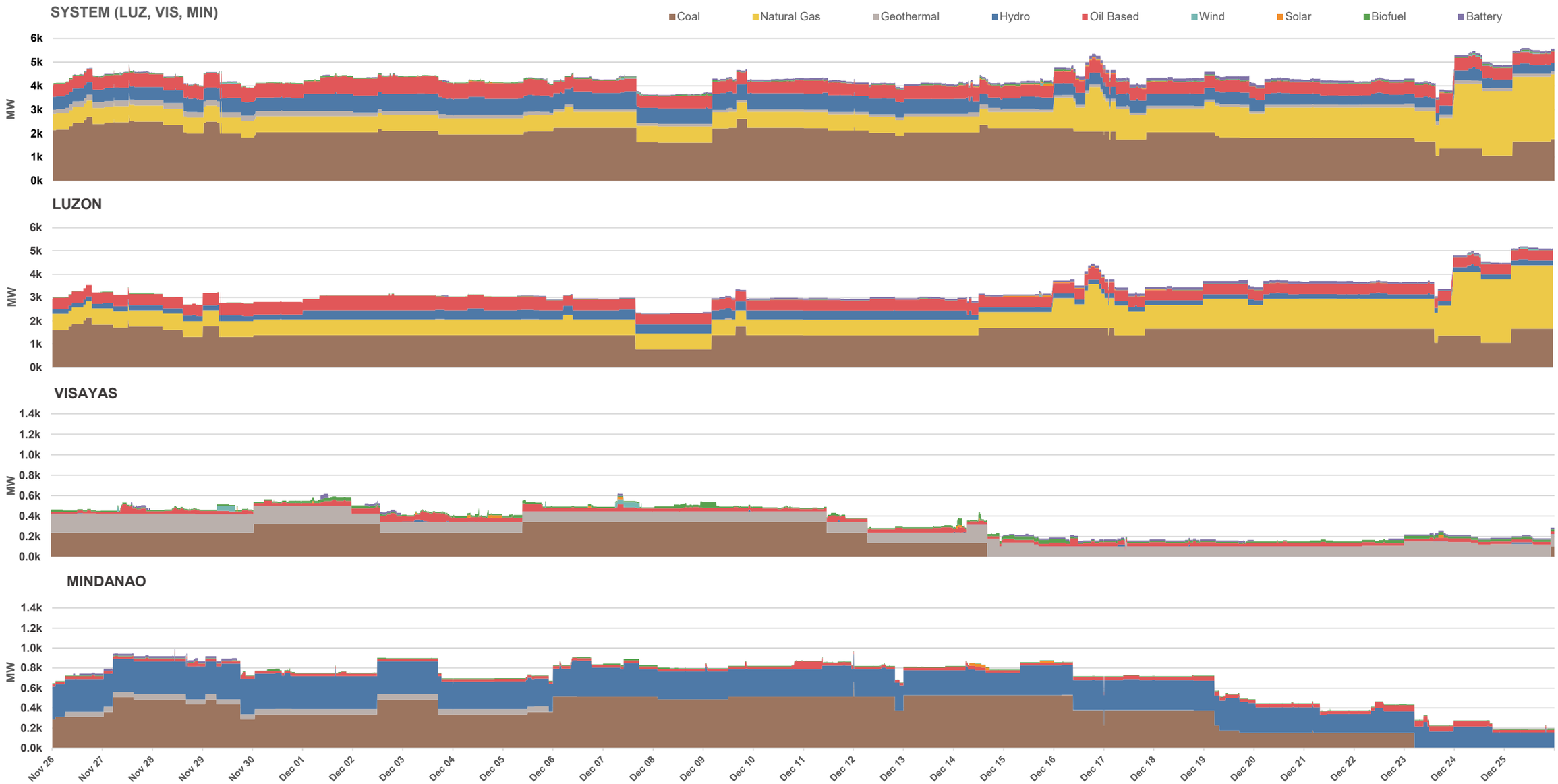

PUBLIC

MARKET OUTCOME

OUTAGE BY CATEGORY

26 November - 25 December 2025

Philippine Electricity Market Corporation

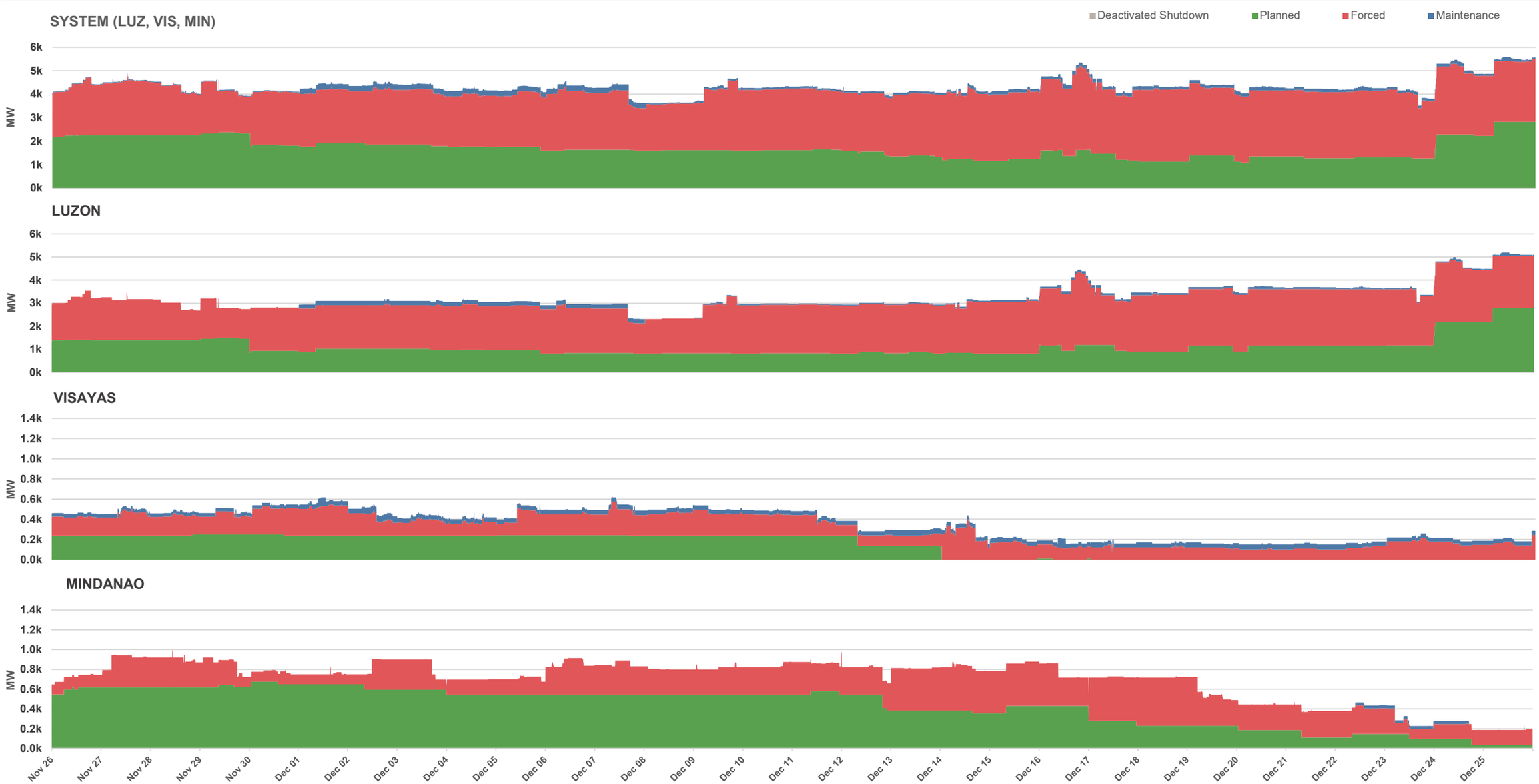

PUBLIC

MARKET OUTCOME
OUTAGE SUMMARY
26 November - 25 December 2025

Philippine Electricity Market Corporation

System

Particulars	Min		Max		Ave	Month-on-Month %Change
	(in MW)	Date and time Interval	(in MW)	Date and time Interval	(in MW)	
Coal	1,056.90	12/23/2025 15:05	2,774.50	11/27/2025 12:30	1,996.11	14.33%▼
Natural Gas	683.60	11/26/2025 0:05	2,725.10	12/24/2025 0:05	970.68	30.97%▲
Geothermal	65.33	12/17/2025 10:30	256.79	11/30/2025 13:25	142.22	25.13%▼
Hydro	358.50	12/24/2025 18:20	789.60	12/1/2025 15:30	572.93	45.40%▲
Oil Based	474.00	11/26/2025 0:05	824.80	12/2/2025 18:55	555.69	7.65%▼
Wind	36.70	11/26/2025 0:05	126.10	12/15/2025 17:30	50.13	1.20%▲
Solar	5.00	11/26/2025 0:05	103.40	12/15/2025 19:05	31.72	14.05%▼
Biofuel	17.60	12/9/2025 11:40	89.00	12/4/2025 12:55	33.82	54.31%▼
Battery Storage	20.00	11/26/2025 0:05	168.20	12/19/2025 17:10	65.11	61.06%▲

Luzon

Particulars	Min		Max		Ave	Month-on-Month %Change
	(in MW)	Date and time Interval	(in MW)	Date and time Interval	(in MW)	
Coal	777.00	12/7/2025 15:50	2,150.20	11/26/2025 16:10	1,465.74	18.86%▼
Natural Gas	683.60	11/26/2025 0:05	2,725.10	12/24/2025 0:05	970.68	30.97%▲
Geothermal	1.33	11/26/2025 0:05	61.33	12/9/2025 10:50	2.15	95.73%▼
Hydro	202.80	11/26/2025 0:05	466.30	12/4/2025 7:20	289.55	134.63%▲
Oil Based	430.00	11/26/2025 0:05	710.00	12/2/2025 17:35	485.74	5.78%▼
Wind	45.10	11/26/2025 0:05	126.10	12/15/2025 17:30	49.56	3.25%▼
Solar	13.40	11/26/2025 0:05	83.40	12/15/2025 19:05	32.43	60.79%▲
Biofuel	5.10	12/9/2025 11:40	29.40	12/6/2025 8:15	9.91	57.26%▼
Battery Storage	24.00	11/26/2025 0:05	154.00	12/19/2025 17:10	67.75	67.07%▲

Visayas

Particulars	Min		Max		Ave	Month-on-Month %Change
	(in MW)	Date and time Interval	(in MW)	Date and time Interval	(in MW)	
Coal	103.00	12/14/2025 16:30	341.00	12/5/2025 9:50	268.89	22.68%▲
Natural Gas						
Geothermal	60.40	12/17/2025 10:30	186.98	11/26/2025 12:45	123.07	22.15%▼
Hydro	0.90	11/26/2025 0:05	24.80	12/3/2025 6:30	1.62	75.21%▼
Oil Based	18.00	11/26/2025 0:05	100.20	11/27/2025 10:30	38.10	37.17%▼
Wind	36.70	11/26/2025 0:05	52.90	11/29/2025 7:35	50.66	4.96%▲
Solar	14.50	11/26/2025 0:05	40.50	11/29/2025 17:10	23.60	64.16%▼
Biofuel	11.90	11/26/2025 5:55	71.90	12/4/2025 12:55	17.71	53.29%▼
Battery Storage	10.00	11/26/2025 0:05	40.00	12/1/2025 9:20	15.18	24.08%▼

Mindanao

Particulars	Min		Max		Ave	Month-on-Month %Change
	(in MW)	Date and time Interval	(in MW)	Date and time Interval	(in MW)	
Coal	151.00	12/23/2025 5:05	662.80	12/12/2025 0:05	399.39	31.20%▲
Natural Gas						
Geothermal	3.60	11/26/2025 0:05	55.00	11/30/2025 11:05	39.66	1001.78%▲
Hydro	154.80	12/24/2025 18:20	404.90	12/1/2025 15:30	281.76	6.69%▲
Oil Based	26.00	11/26/2025 0:05	81.30	12/10/2025 20:25	31.86	24.48%▲
Wind						
Solar	5.00	11/26/2025 0:05	24.00	12/14/2025 7:40	20.21	102.13%▲
Biofuel	5.70	11/26/2025 0:05	20.70	11/30/2025 7:05	6.41	50.45%▼
Battery Storage	20.00	11/26/2025 0:05	20.00	11/26/2025 10:05	20.00	

System

Particulars	Min		Max		Ave	Month-on-Month %Change
	(in MW)	Date and time Interval	(in MW)	Date and time Interval	(in MW)	
Planned	1,086.10	12/20/2025 0:50	2,823.80	12/25/2025 3:55	1,685.62	21.61%▼
Maintenance	35.00	11/26/2025 0:05	266.00	12/1/2025 9:20	126.55	92.14%▲
Forced	1,566.26	11/29/2025 22:40	3,574.63	12/16/2025 18:30	2,521.52	16.89%▲
Deactivated Shutdown						

Luzon

Particulars	Min		Max		Ave	Month-on-Month %Change
	(in MW)	Date and time Interval	(in MW)	Date and time Interval	(in MW)	
Planned	804.00	12/12/2025 0:05	2,788.80	12/25/2025 3:55	1,118.32	29.19%▼
Maintenance	6.00	11/26/2025 0:05	218.50	12/7/2025 8:05	101.04	79.21%▲
Forced	1,286.03	11/28/2025 21:15	3,148.13	12/16/2025 18:15	2,076.94	24.94%▲
Deactivated Shutdown						

Visayas

Particulars	Min		Max		Ave	Month-on-Month %Change
	(in MW)	Date and time Interval	(in MW)	Date and time Interval	(in MW)	
Planned	11.00	12/14/2025 0:05	249.00	11/28/2025 20:15	225.30	20.19%▲
Maintenance	35.00	11/26/2025 0:05	93.30	12/16/2025 8:15	43.52	23.17%▲
Forced	78.90	12/17/2025 10:35	399.16	12/14/2025 12:25	174.08	35.80%▼
Deactivated Shutdown						

Mindanao

Particulars	Min		Max		Ave	Month-on-Month %Change
	(in MW)	Date and time Interval	(in MW)	Date and time Interval	(in MW)	
Planned	35.00	12/24/2025 18:20	673.20	11/30/2025 1:10	429.13	11.87%▲
Maintenance	29.80	11/26/2025 0:05	29.80	12/22/2025 9:50	29.80	186.54%▲
Forced	101.50	11/26/2025 0:05	498.20	12/18/2025 18:20	270.49	20.88%▲
Deactivated Shutdown						

PUBLIC

MARKET OUTCOME
MARKET PRICE
26 November - 25 December 2025

Philippine Electricity Market Corporation

SYSTEM (LUZ, VIS, MIN)

Min		Max		Ave	Month-on-Month % Change
(PHP/MWh)	Date and time Interval	(PHP/MWh)	Date and time Interval	(PHP/MWh)	
-10,180.63	11/30/2025 11:45	32,465.25	11/29/2025 21:05	4,703.77	10.28%▲

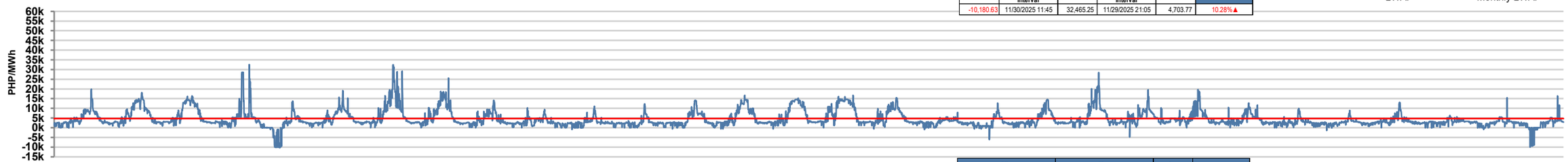

LUZON

Min		Max		Ave	Month-on-Month % Change
(PHP/MWh)	Date and time Interval	(PHP/MWh)	Date and time Interval	(PHP/MWh)	
-10,180.63	11/30/2025 11:45	32,465.25	11/29/2025 21:05	3,115.99	16.46%▼

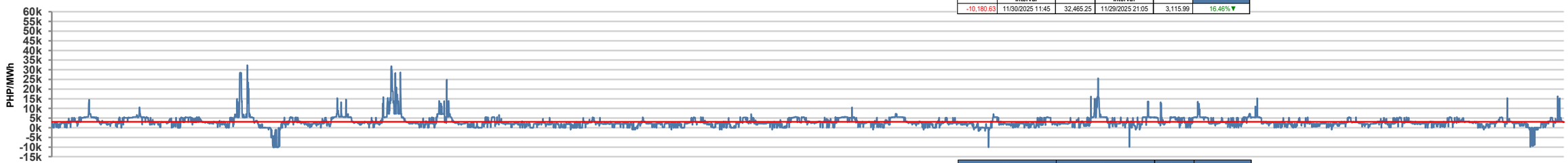

VISAYAS

Min		Max		Ave	Month-on-Month % Change
(PHP/MWh)	Date and time Interval	(PHP/MWh)	Date and time Interval	(PHP/MWh)	
-10,180.63	11/30/2025 11:45	39,883.92	12/9/2025 17:30	8,054.86	40.20%▲

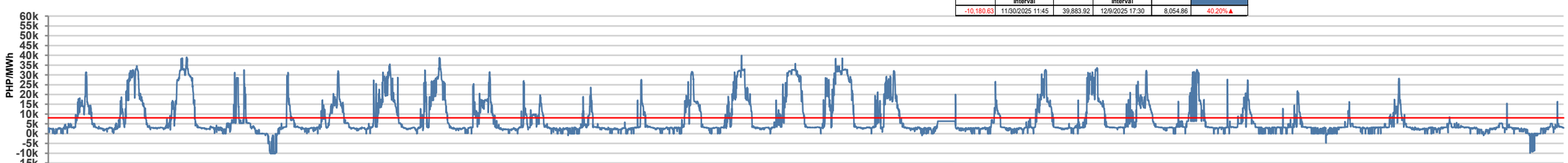

MINDANAO

Min		Max		Ave	Month-on-Month % Change
(PHP/MWh)	Date and time Interval	(PHP/MWh)	Date and time Interval	(PHP/MWh)	
-10,600.86	12/25/2025 8:05	43,358.15	12/3/2025 17:55	8,613.36	57.50%▲

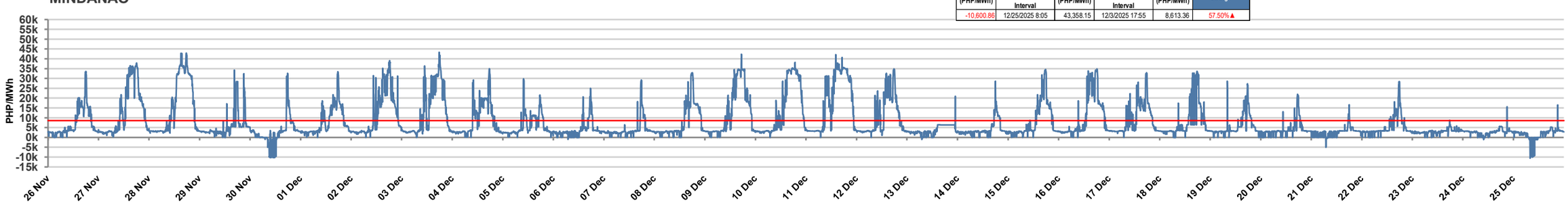

PUBLIC

MARKET OUTCOME
PRICING CONDITION

26 November - 25 December 2025

Philippine Electricity Market Corporation

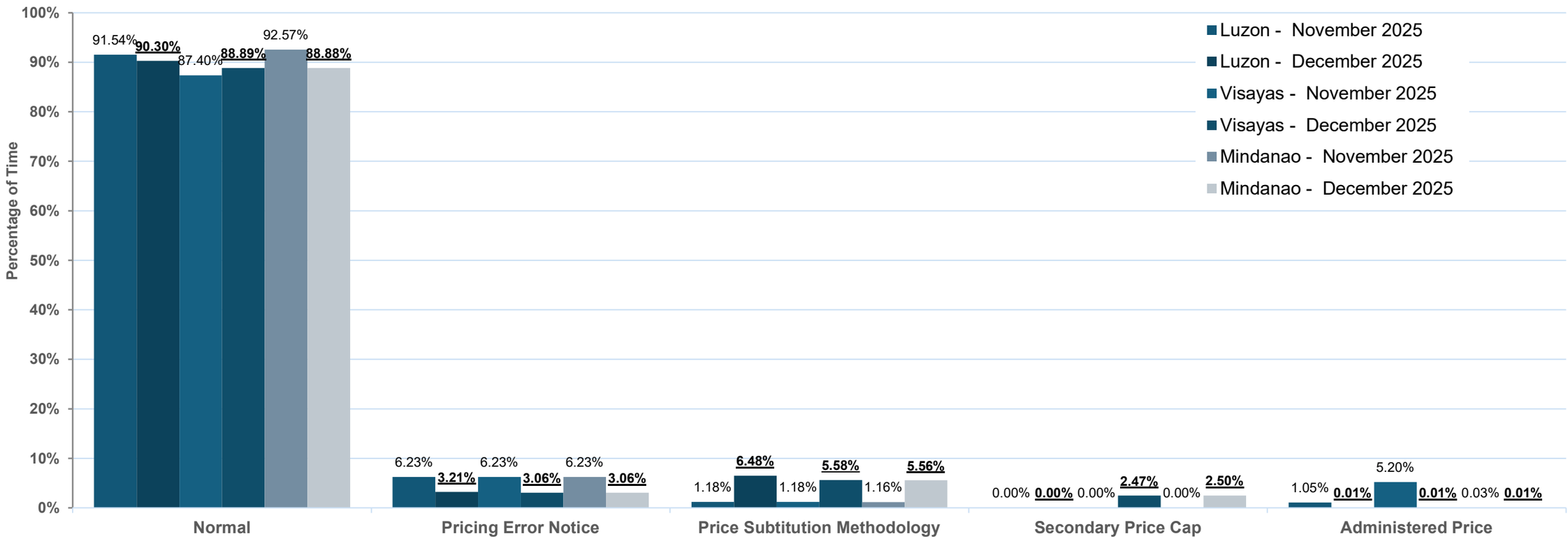

		Normal		Pricing Error Notice		Price Substitution Methodology		Secondary Price Cap		Administered Price	
Region/Grid	Billing Month	Count/Total No. of Trading Interval/s	%	Count/Total No. of Trading Interval/s	%	Count/Total No. of Trading Interval/s	%	Count/Total No. of Trading Interval/s	%	Count/Total No. of Trading Interval/s	%
Luzon	November 2025	8,173	91.54%	556	6.23%	105	1.18%	0	0.00%	94	1.05%
	December 2025	7,802	90.30%	277	3.21%	560	6.48%	0	0.00%	1	0.01%
Visayas	November 2025	7,803	87.40%	556	6.23%	105	1.18%	0	0.00%	464	5.20%
	December 2025	7,680	88.89%	264	3.06%	482	5.58%	213	2.47%	1	0.01%
Mindanao	November 2025	8,265	92.57%	556	6.23%	104	1.16%	0	0.00%	3	0.03%
	December 2025	7,679	88.88%	264	3.06%	480	5.56%	216	2.50%	1	0.01%

PUBLIC

MARKET OUTCOME
SPOT EXPOSURE

26 November - 25 December 2025

Philippine Electricity Market Corporation

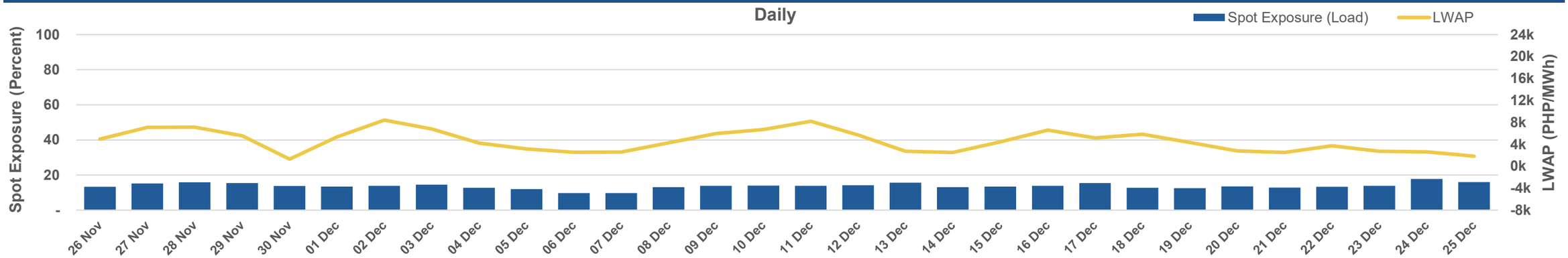

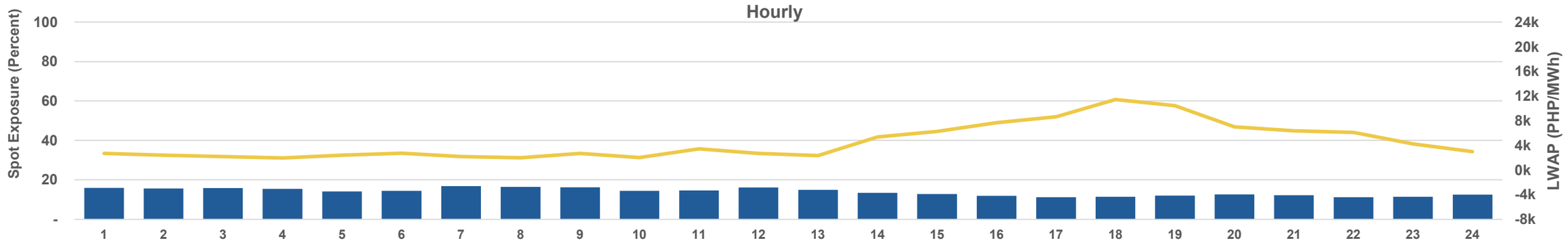

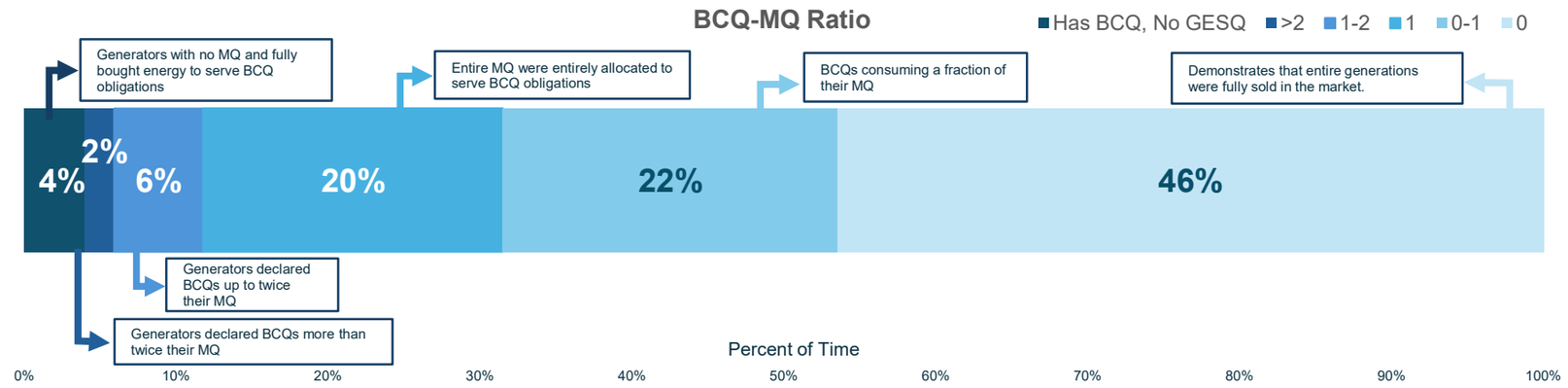

Legend	% of Time	Remarks
Has BCQ, No GESQ	4%	Generators with no MQ and fully bought energy to serve BCQ obligations
>2	2%	Generators declared BCQs more than twice their MQ
1-2	6%	Generators declared BCQs up to twice their MQ
1	20%	Entire MQ were entirely allocated to serve BCQ obligations
0-1	22%	BCQs consuming a fraction of their MQ
0	46%	Demonstrates that entire generations were fully sold in the market.

Note: The graph is derived from the occurrences of the BCQ-MQ ratio over time per generator trading interval.

PUBLIC

MARKET OUTCOME
STRUCTURAL COMPETITION

26 November - 25 December 2025

Philippine Electricity Market Corporation

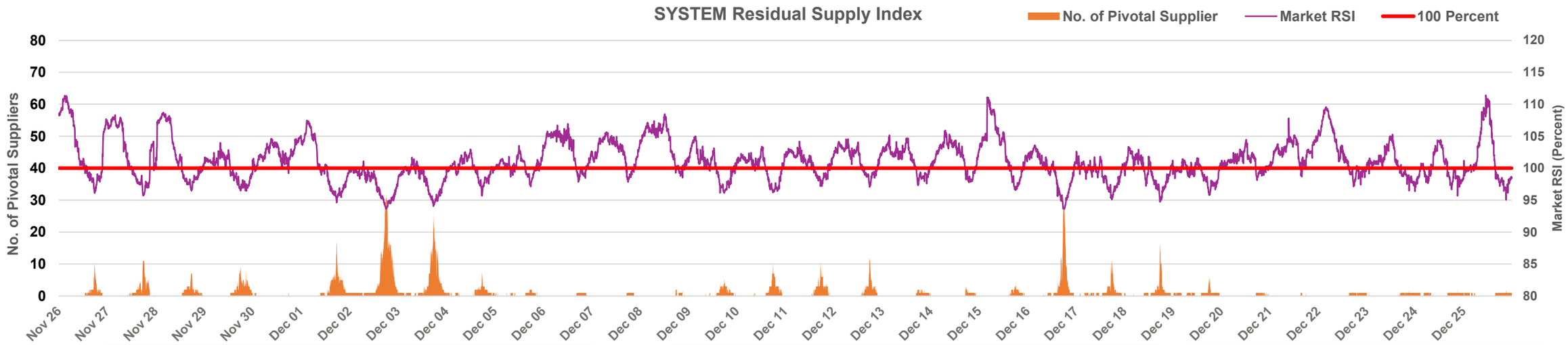

RSI		Price (PHP/MWh)	Time Interval
Max	111.40	- 1,024.63	12/25/2025 11:05
Min	93.60	28,422.70	12/16/2025 18:15

Price (PHP/MWh)		RSI	Time Interval
Max	32,465.25	96.44	11/29/2025 21:05
Min	-10,180.63	103.77	11/30/2025 11:45

Pivotal Supplier		Time Interval
Max	31	12/2/2025 18:05

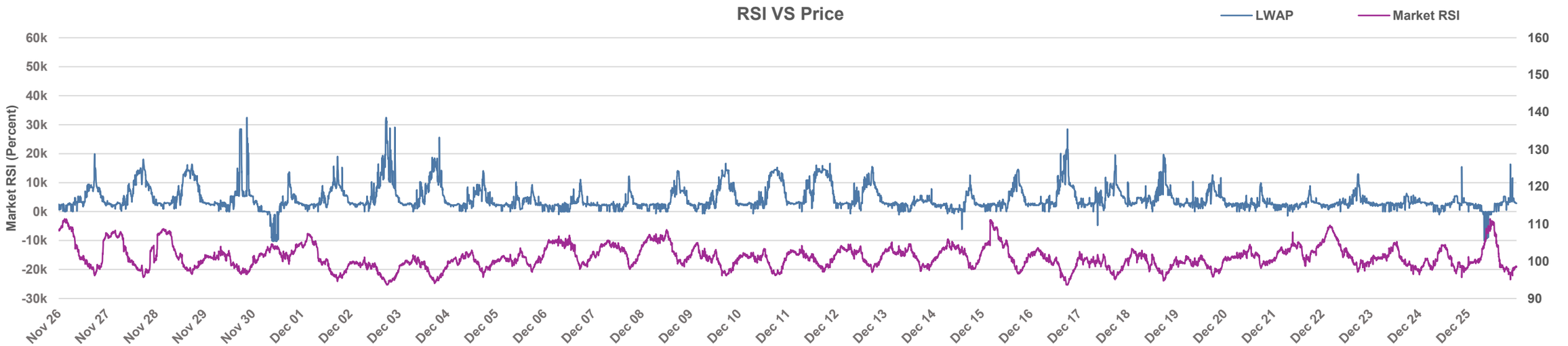

PUBLIC

MARKET OUTCOME
STRUCTURAL COMPETITION
26 November - 25 December 2025

Philippine Electricity Market Corporation

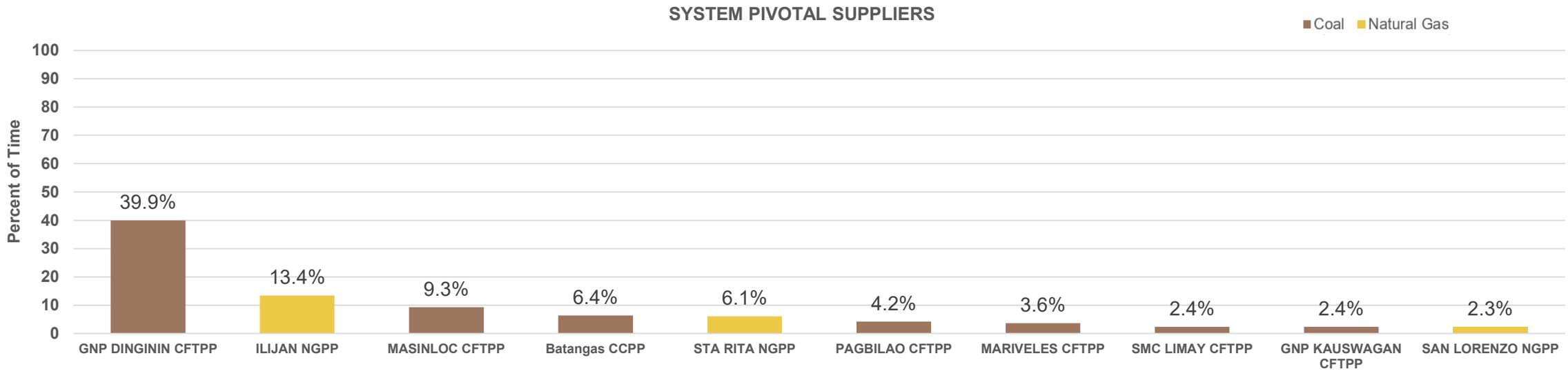

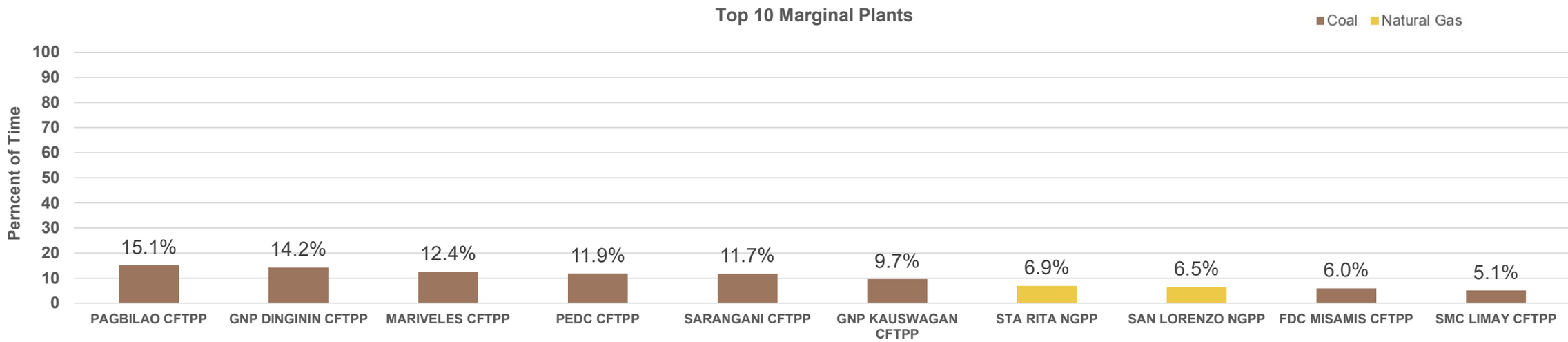

PUBLIC

MARKET OUTCOME
OFFERS
26 November - 25 December 2025

Philippine Electricity Market Corporation

BATTERY

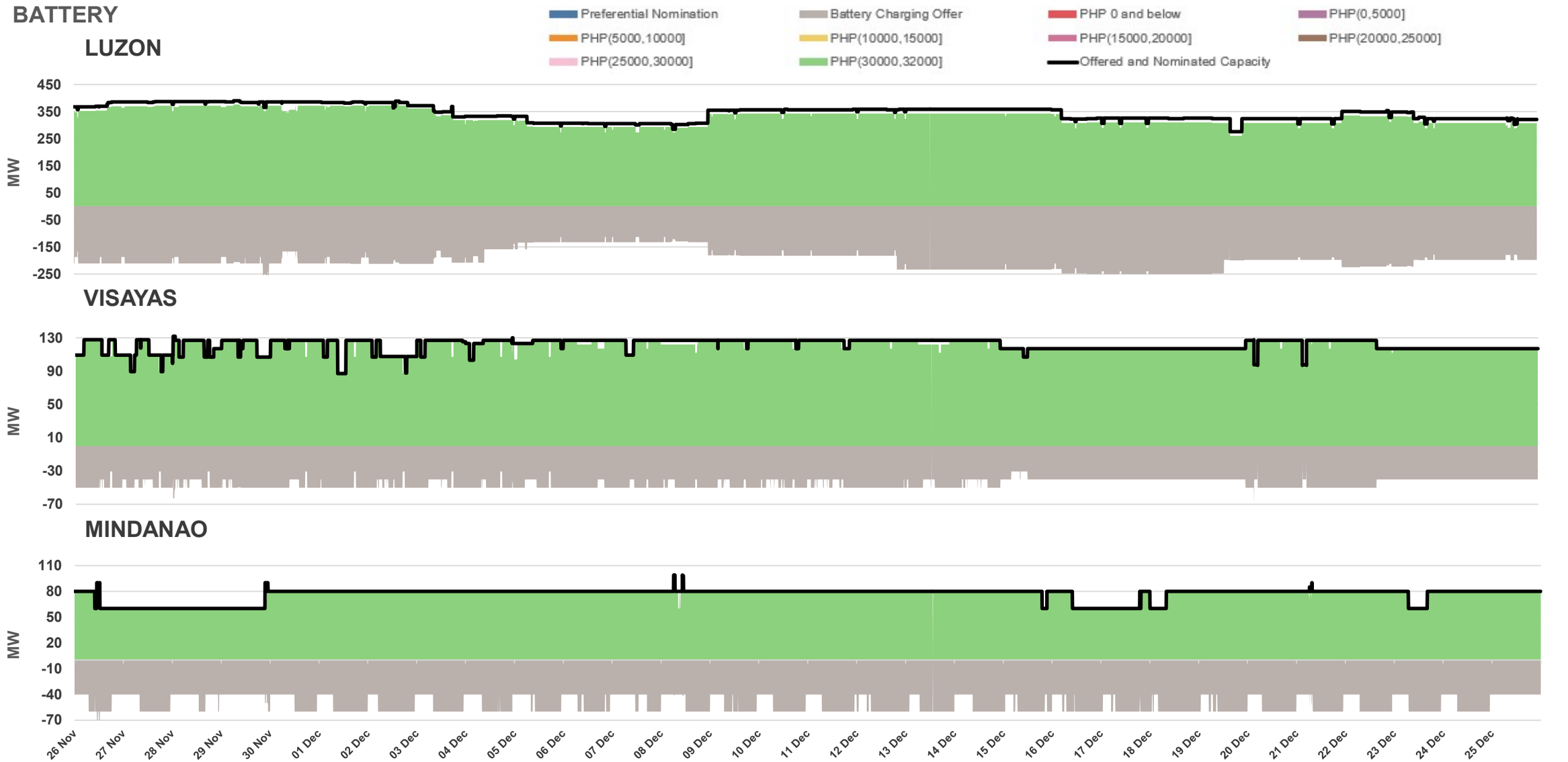

PUBLIC

MARKET OUTCOME
OFFERS

26 November - 25 December 2025

Philippine Electricity Market Corporation

COAL

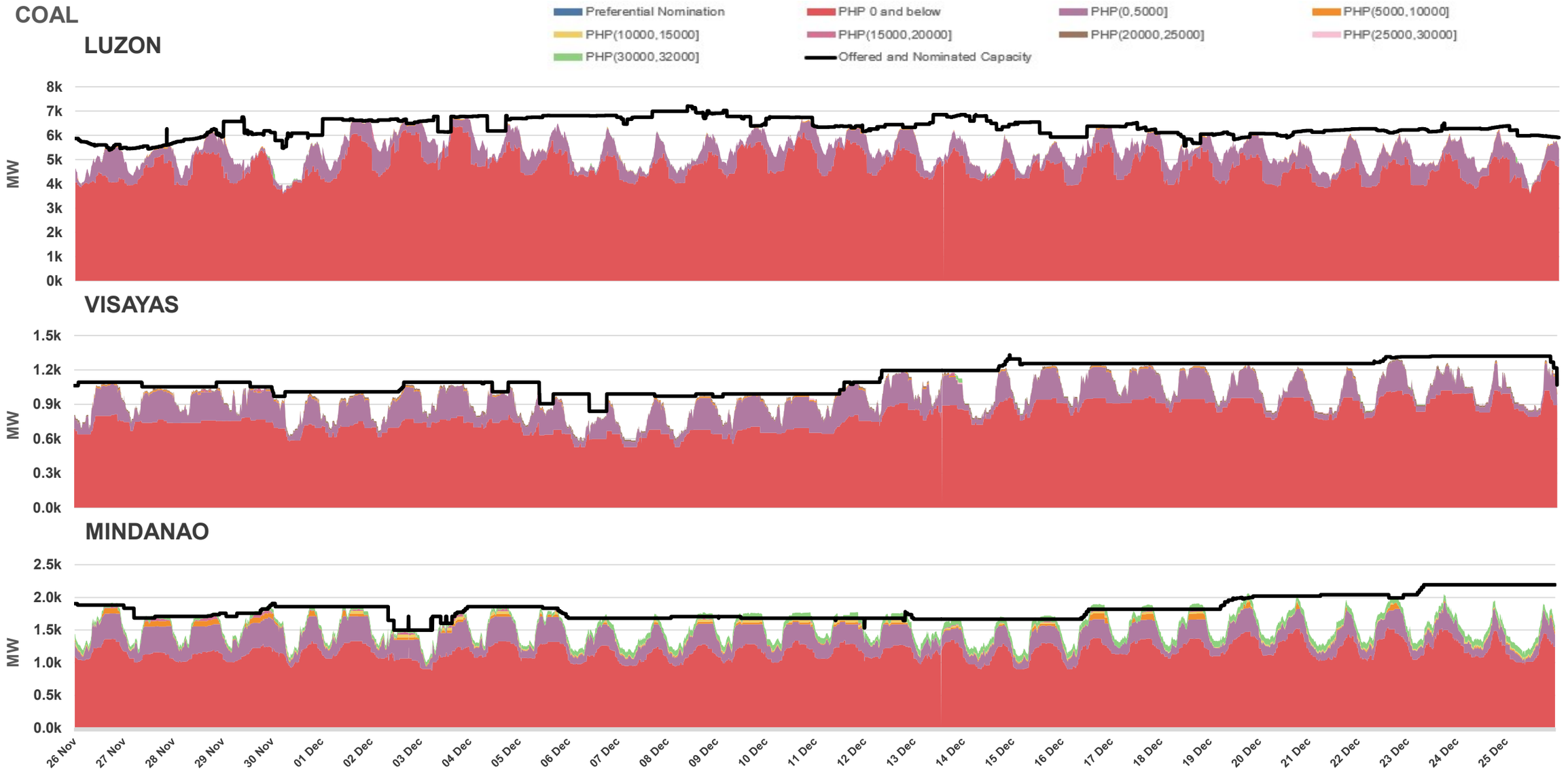

PUBLIC

MARKET OUTCOME
OFFERS
26 November - 25 December 2025

Philippine Electricity Market Corporation

HYDRO

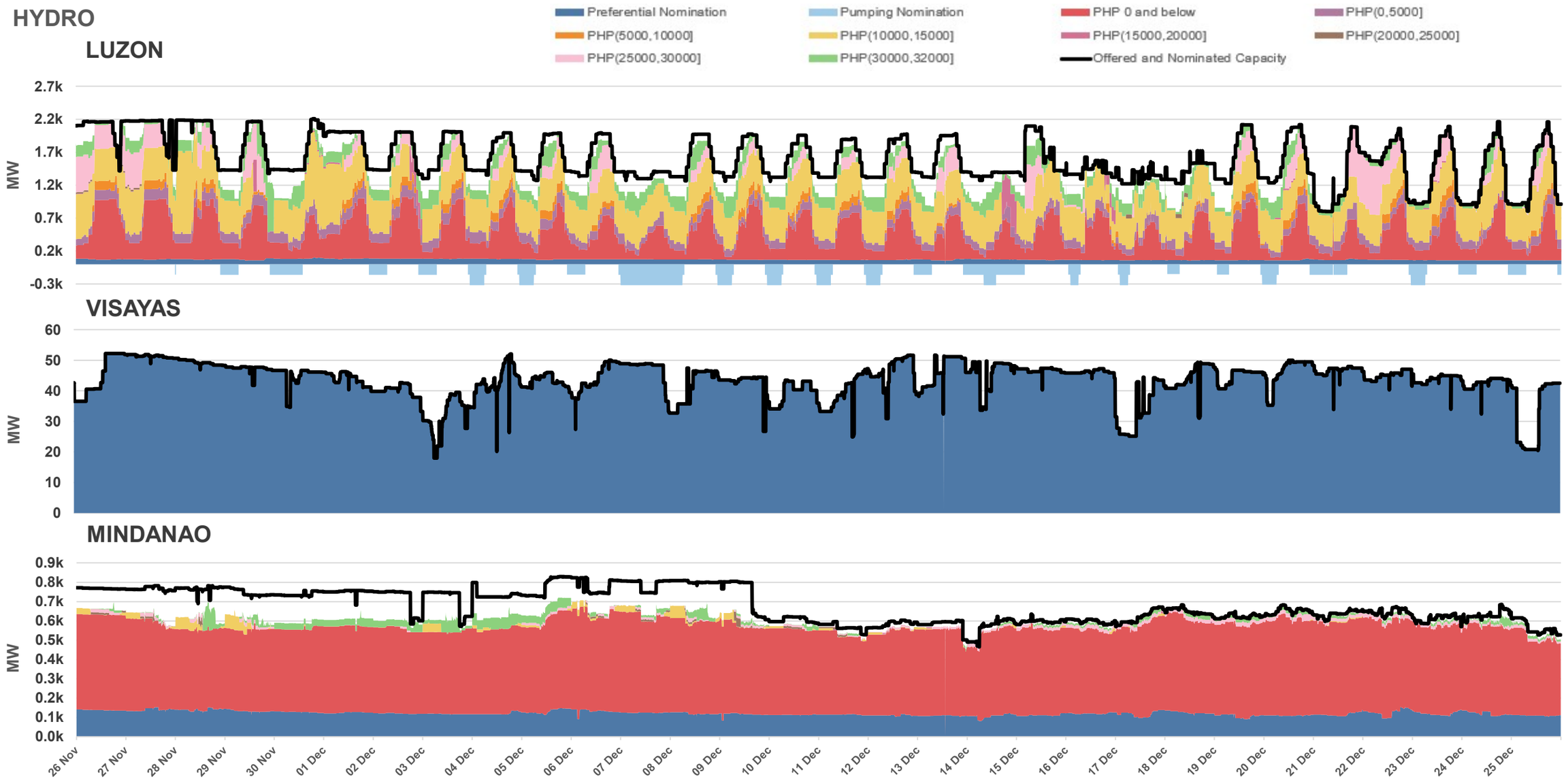

PUBLIC

MARKET OUTCOME
OFFERS
26 November - 25 December 2025

Philippine Electricity Market Corporation

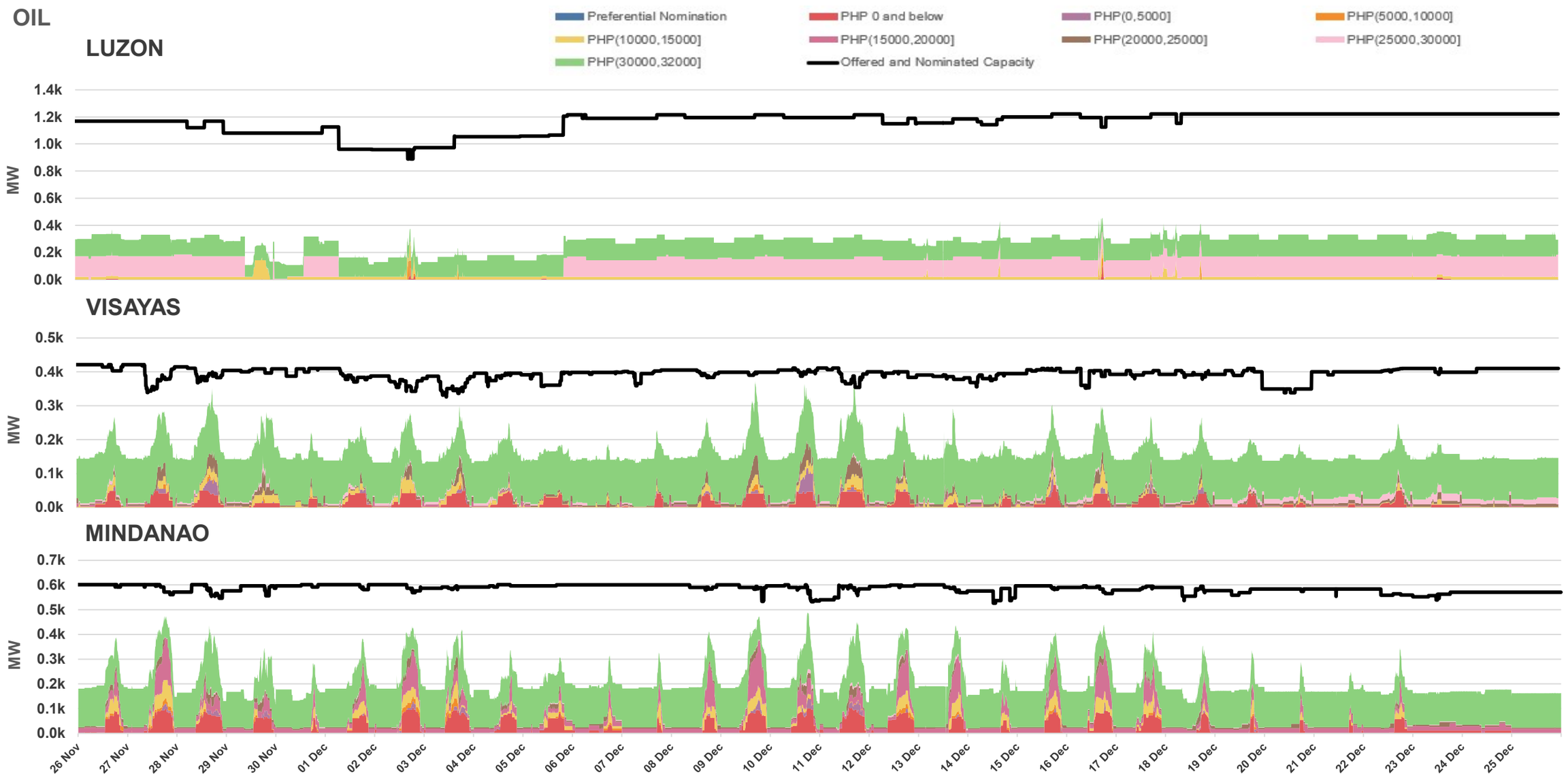

PUBLIC

RESERVE MARKET

AT A GLANCE

26 November - 25 December 2025

Reserve Total Registered Capacity (in MW)

5,559.80

18.47% of the total Registered Capacity

Previous Month: 5,443.00

2.15% ▲

		LUZON		VISAYAS		MINDANAO	
		Max Registered Capacity per Reserve Category (in MW)	Average Price (in PHP/MWh)	Max Registered Capacity per Reserve Category (in MW)	Average Price (in PHP/MWh)	Max Registered Capacity per Reserve Category (in MW)	Average Price (in PHP/MWh)
Regulating	Up	3,559.80	7,535.39	498.00	14,884.65	718.08	15,742.93
	Down		5,011.63		13,648.44		15,537.74
Contingency		3,169.70	1,573.72	526.00	6,876.40	848.48	3,539.81
Dispatchable		2,619.00	815.68	385.00	6,508.17	569.90	352.30

PUBLIC

MARKET OUTCOME
RESERVE MARKET

26 November - 25 December 2025

Philippine Electricity Market Corporation

LUZON - REGULATING UP

Requirement and Schedule

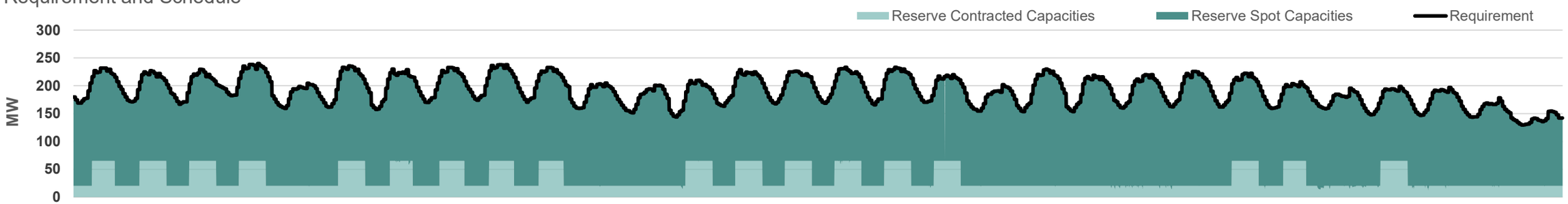

Offers

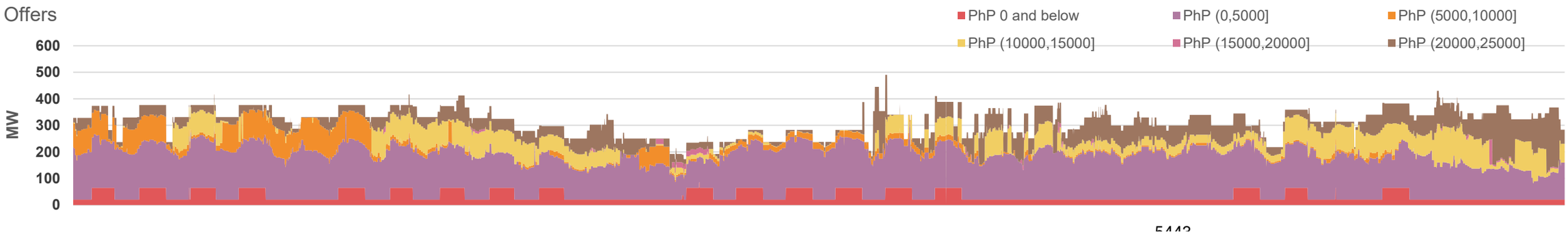

Price

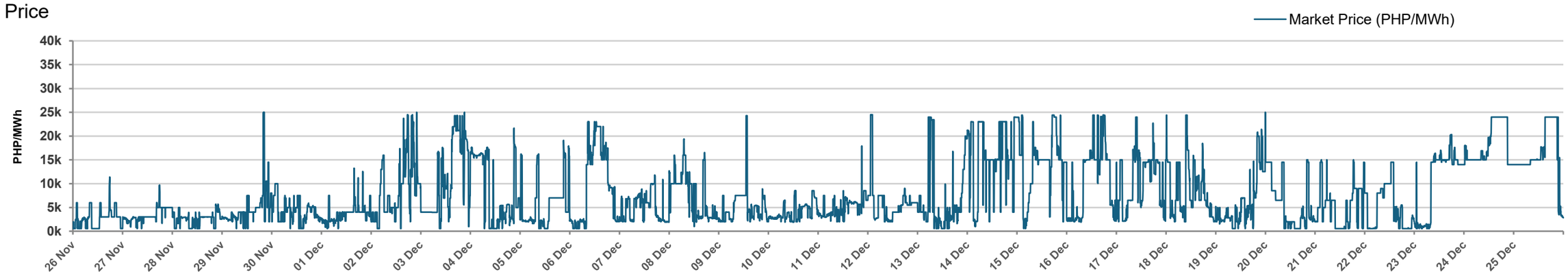

PUBLIC

MARKET OUTCOME
RESERVE MARKET

26 November - 25 December 2025

Philippine Electricity Market Corporation

LUZON - REGULATING DOWN

Requirement and Schedule



Offers

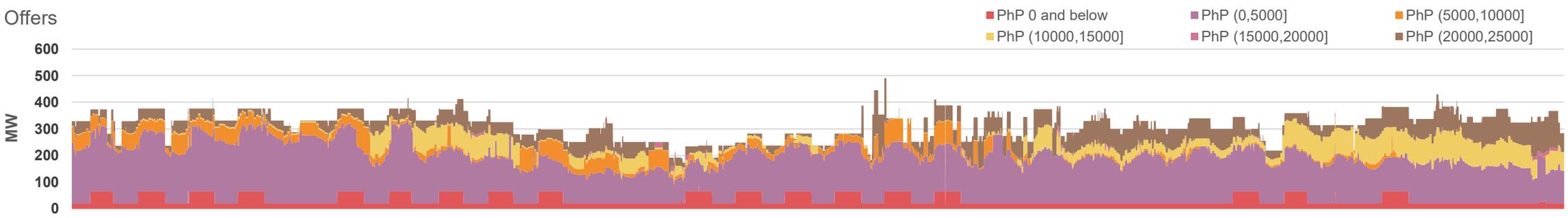

Price

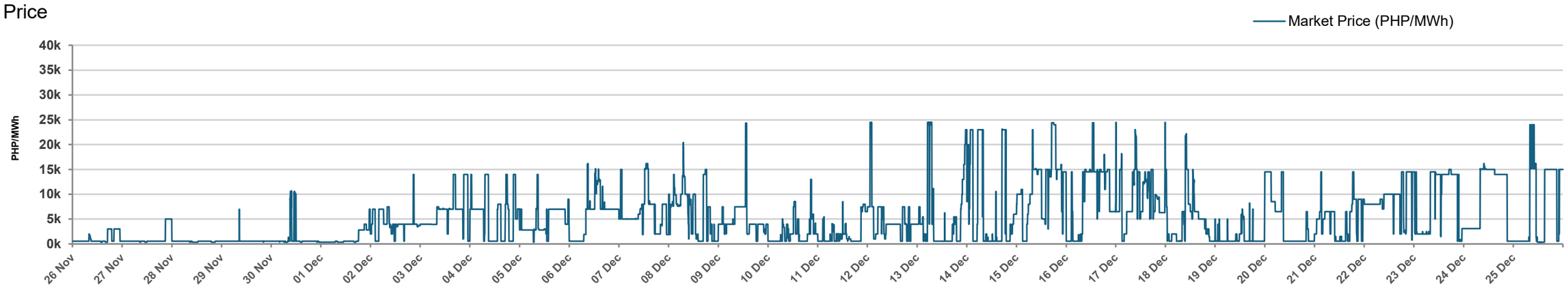

PUBLIC

MARKET OUTCOME
RESERVE MARKET

26 November - 25 December 2025

Philippine Electricity Market Corporation

LUZON - CONTINGENCY

Requirement and Schedule

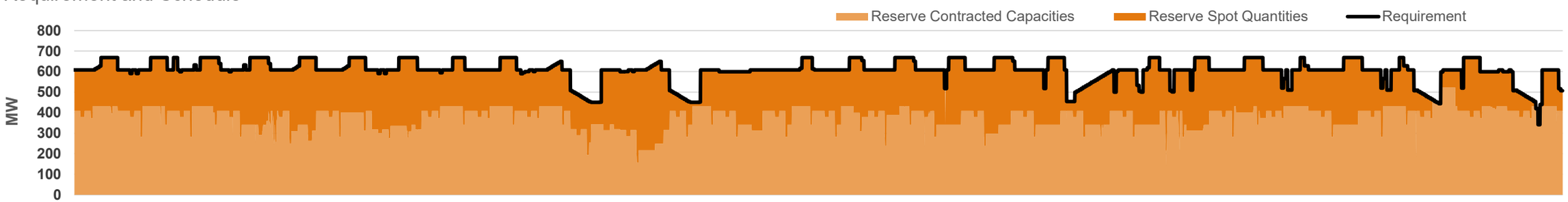

Offers

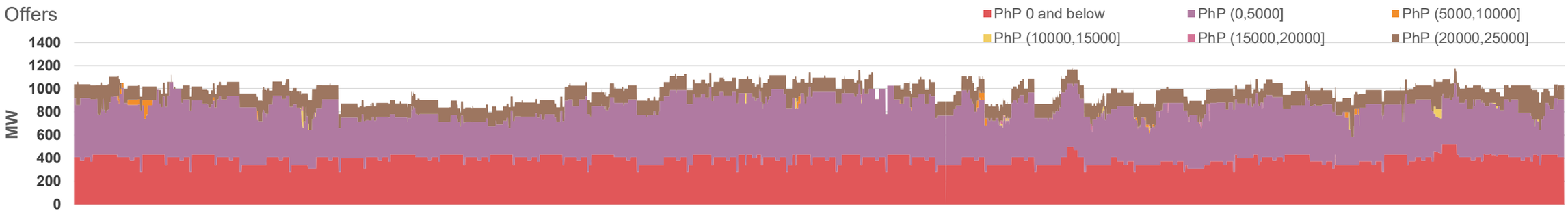

Price

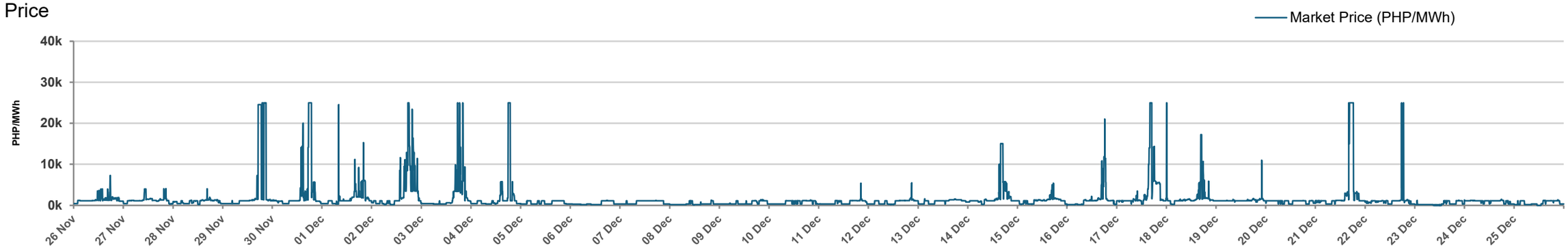

PUBLIC

MARKET OUTCOME
RESERVE MARKET

26 November - 25 December 2025

Philippine Electricity Market Corporation

LUZON - DISPATCHABLE

Requirement and Schedule



Offers

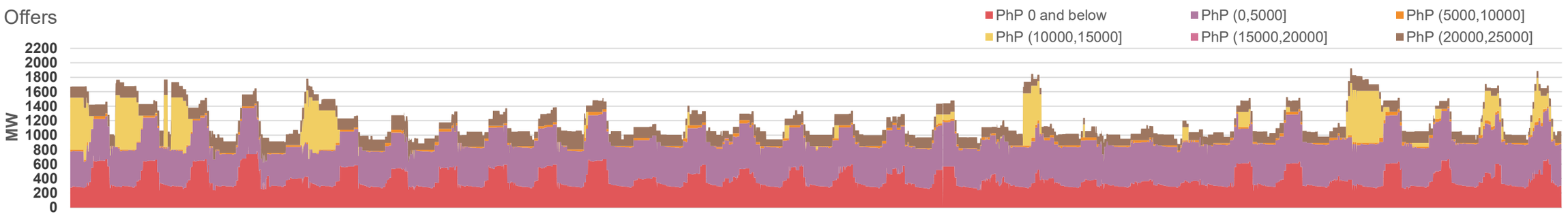

Price

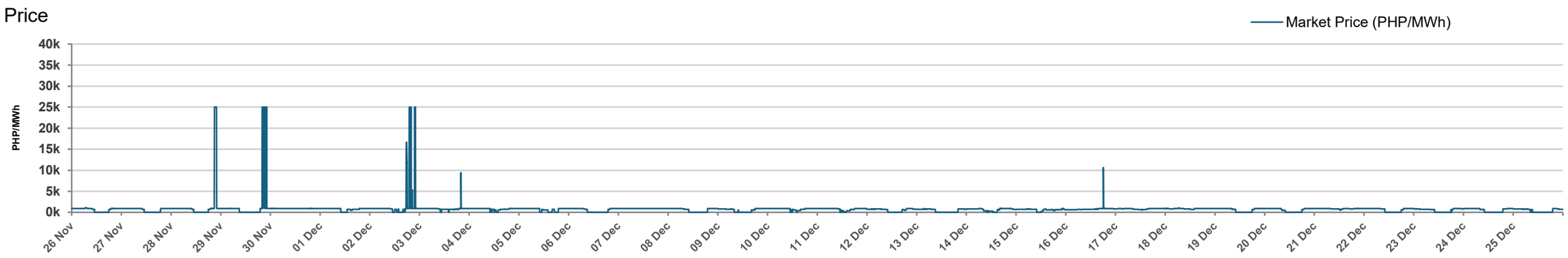

PUBLIC

MARKET OUTCOME
RESERVE MARKET

26 November - 25 December 2025

Philippine Electricity Market Corporation

VISAYAS - REGULATING UP

Requirement and Schedule

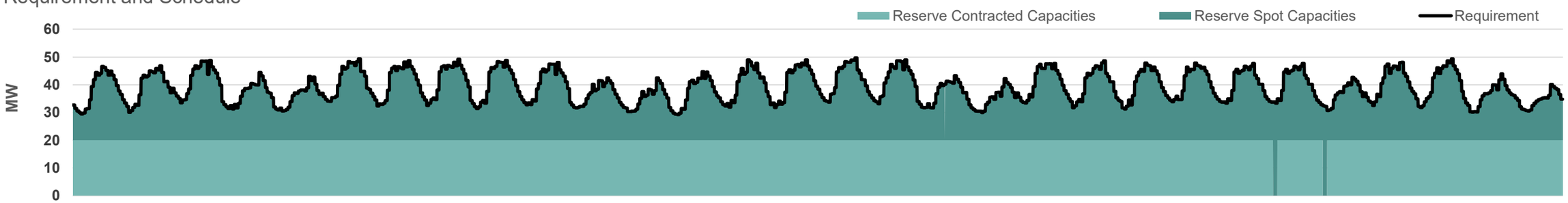

Offers

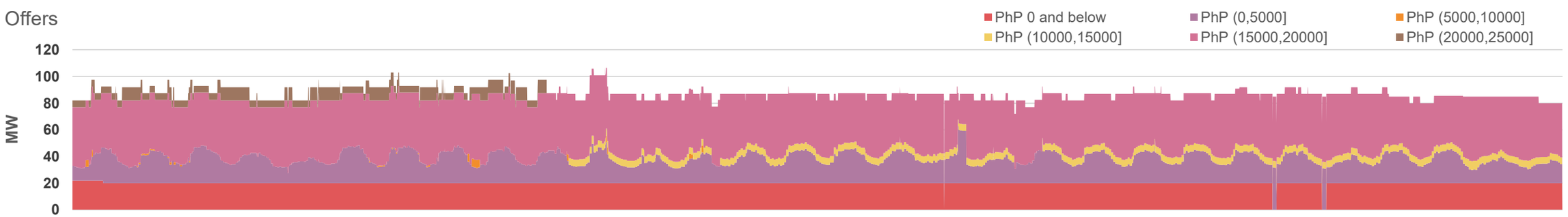

Price

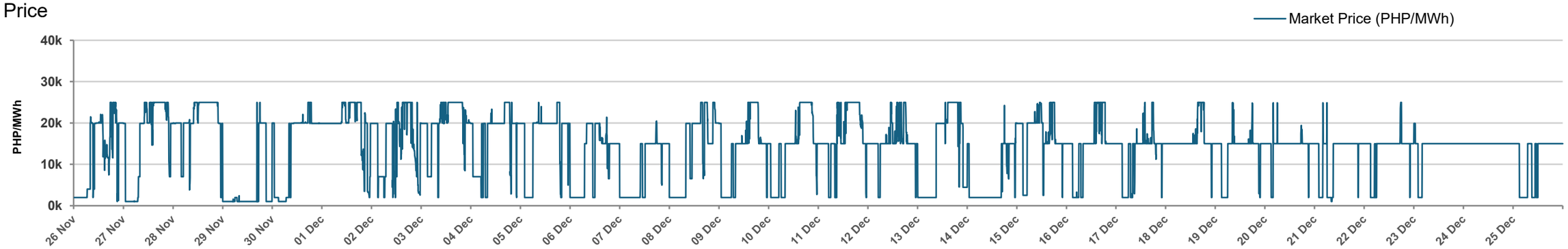

PUBLIC

MARKET OUTCOME
RESERVE MARKET

26 November - 25 December 2025

Philippine Electricity Market Corporation

VISAYAS - REGULATING DOWN

Requirement and Schedule

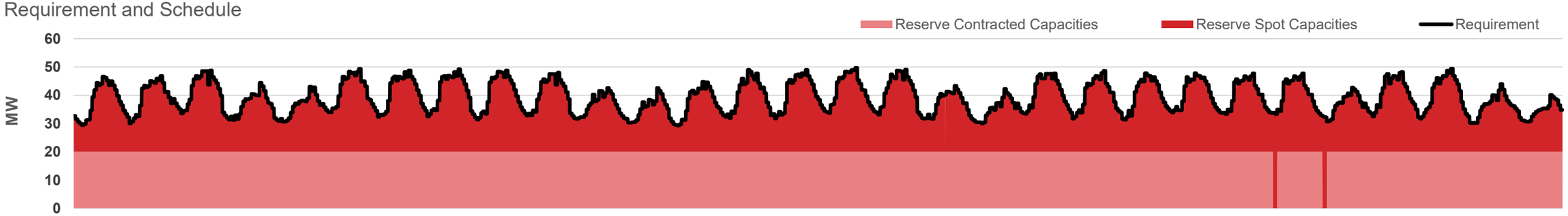

Offers

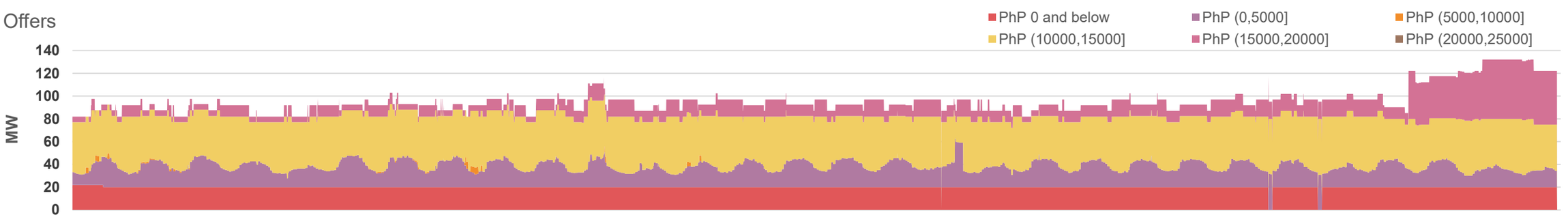

Price

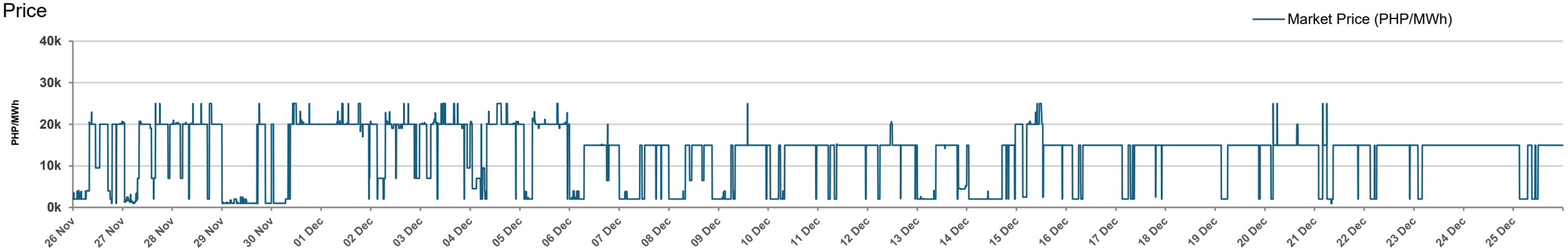

PUBLIC

MARKET OUTCOME
RESERVE MARKET

26 November - 25 December 2025

Philippine Electricity Market Corporation

VISAYAS - CONTINGENCY

Requirement and Schedule

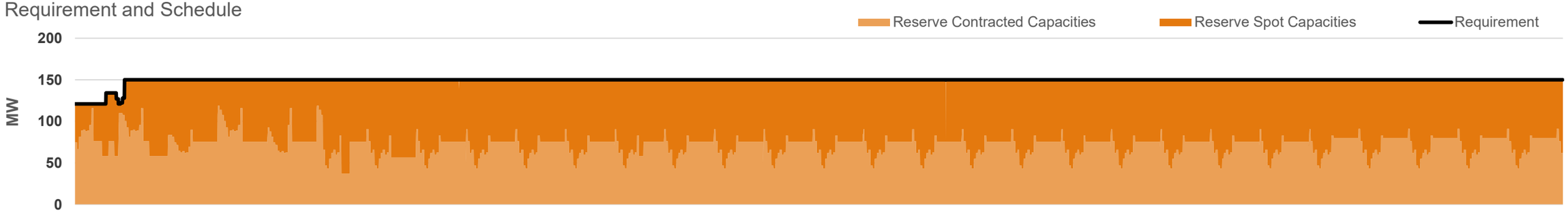

Offers

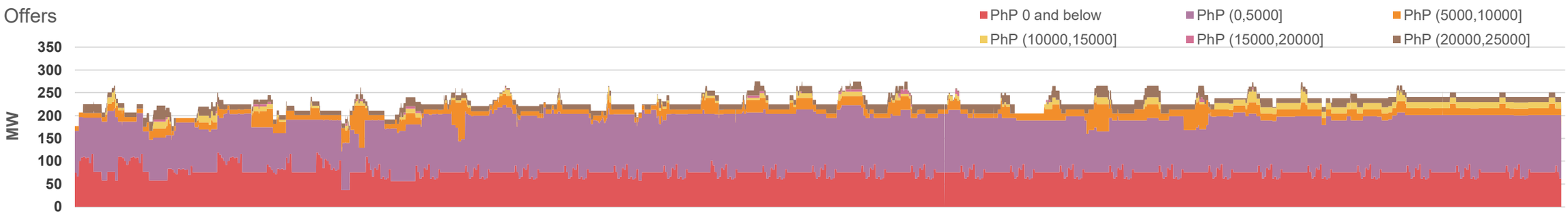

Price

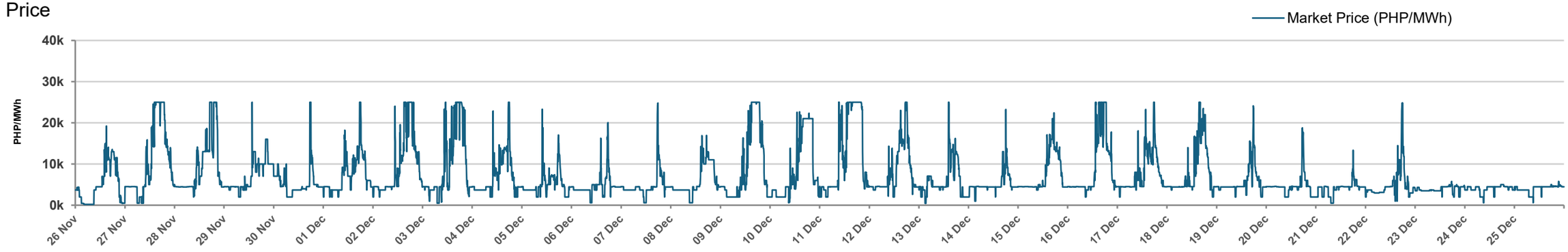

PUBLIC

MARKET OUTCOME
RESERVE MARKET

26 November - 25 December 2025

Philippine Electricity Market Corporation

VISAYAS - DISPATCHABLE

Requirement and Schedule

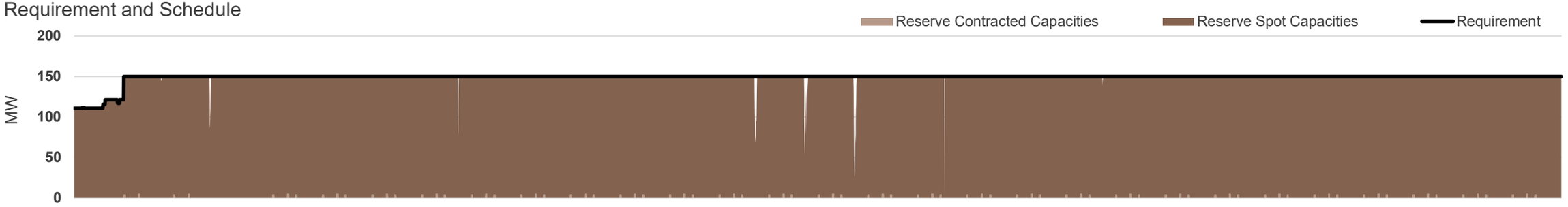

Offers

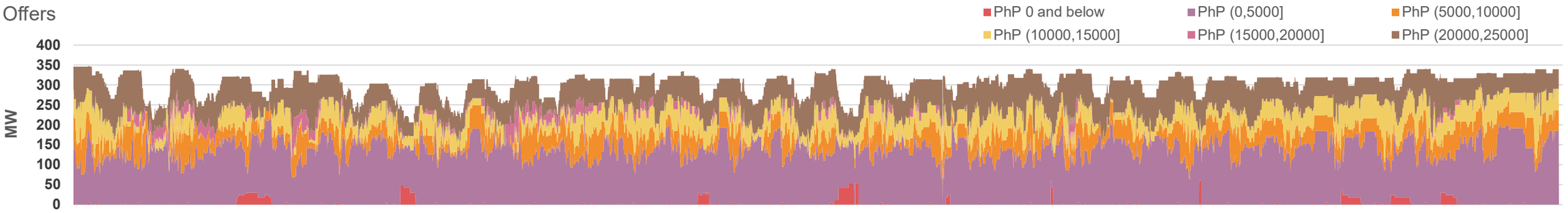

Price

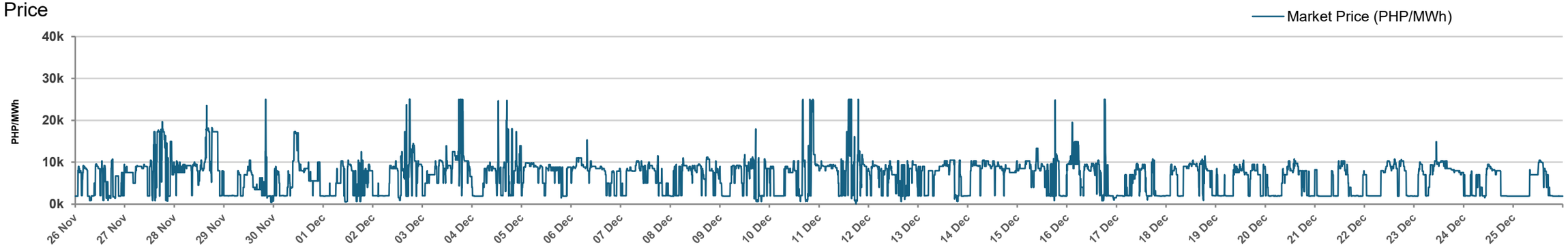

PUBLIC

MARKET OUTCOME
RESERVE MARKET

26 November - 25 December 2025

Philippine Electricity Market Corporation

MINDANAO - REGULATING UP

Requirement and Schedule

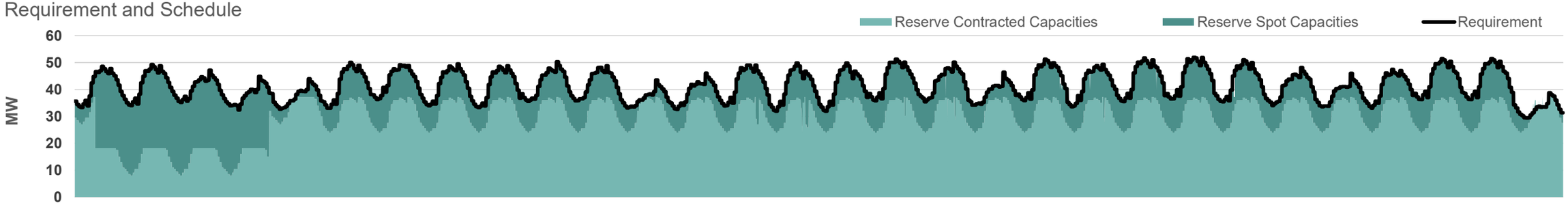

Offers

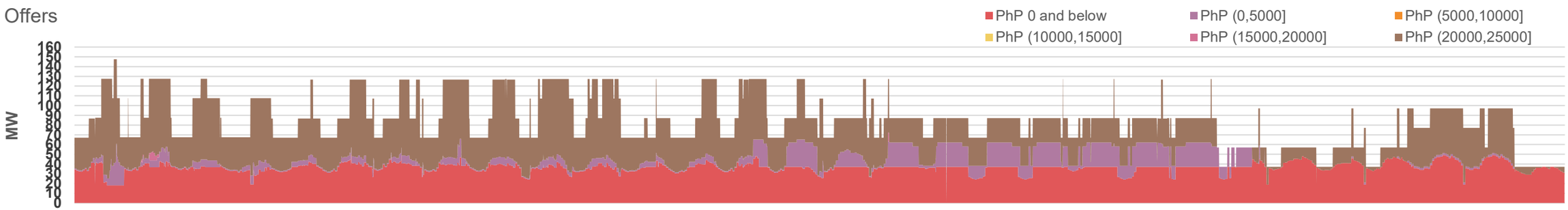

Price

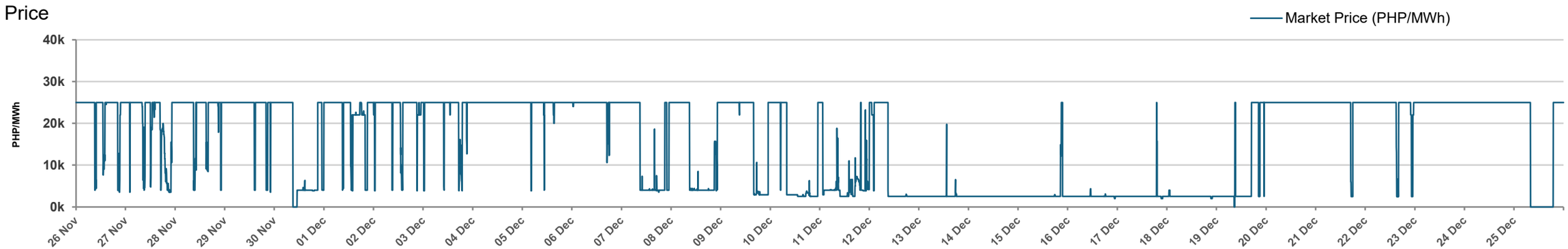

PUBLIC

MARKET OUTCOME
RESERVE MARKET

26 November - 25 December 2025

Philippine Electricity Market Corporation

MINDANAO - REGULATING DOWN

Requirement and Schedule

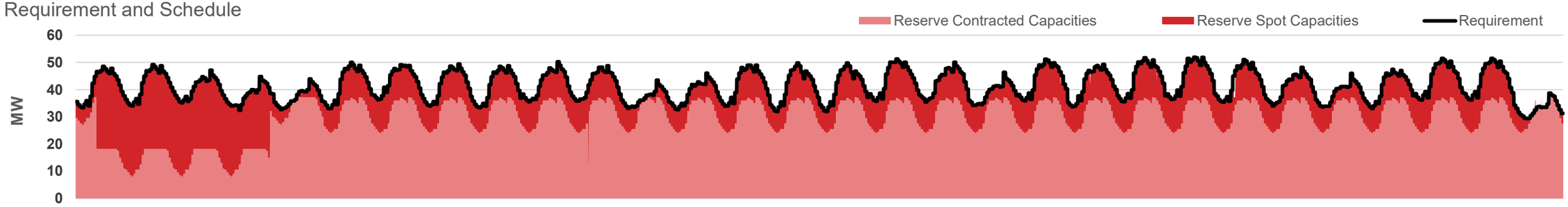

Offers



Price

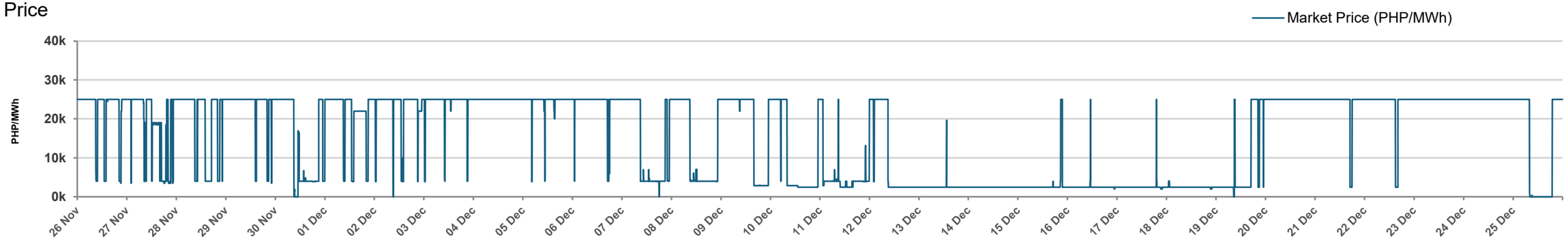

PUBLIC

MARKET OUTCOME
RESERVE MARKET

26 November - 25 December 2025

Philippine Electricity Market Corporation

MINDANAO - CONTINGENCY

Requirement and Schedule

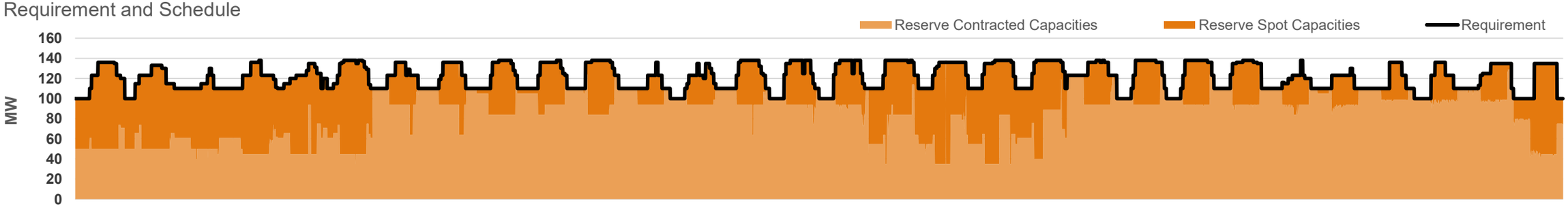

Offers

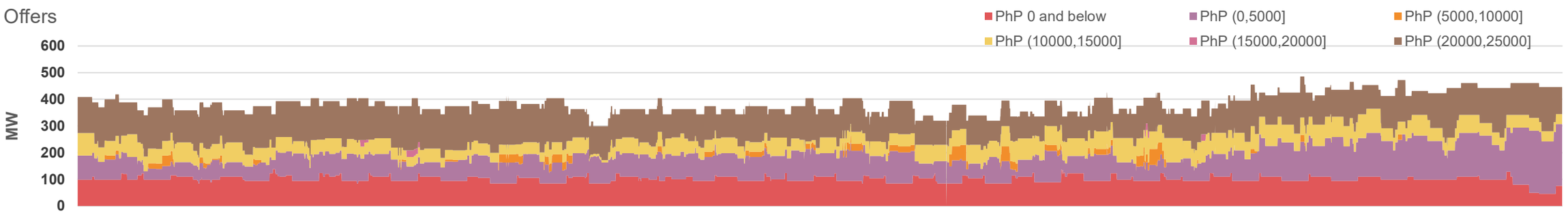

Price

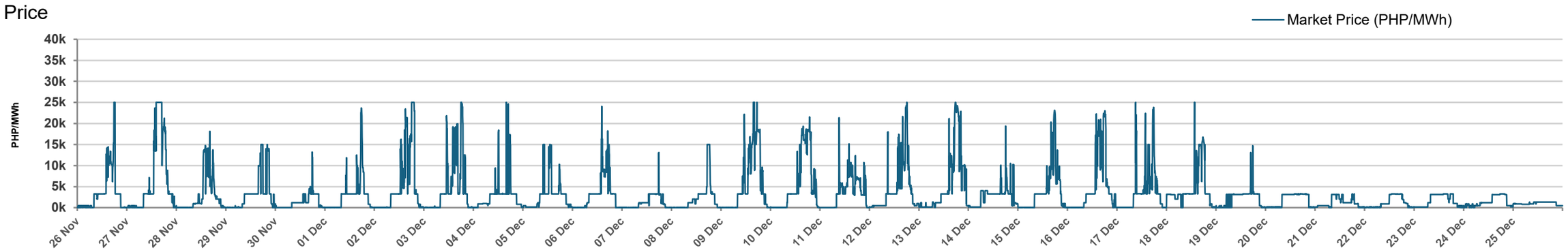

PUBLIC

MARKET OUTCOME
RESERVE MARKET

26 November - 25 December 2025

Philippine Electricity Market Corporation

MINDANAO - DISPATCHABLE

Requirement and Schedule

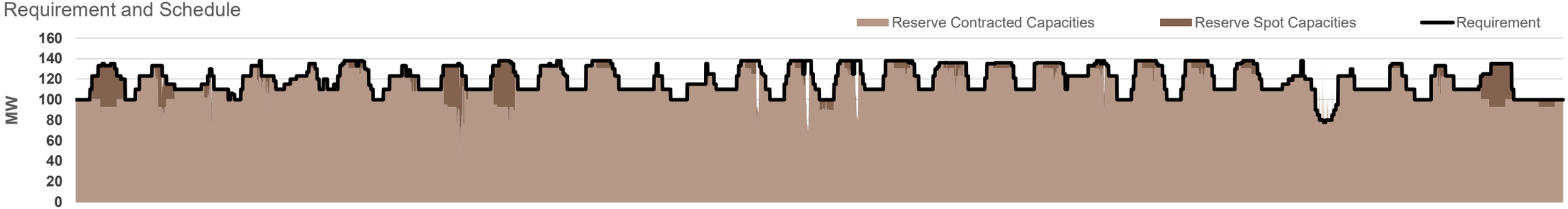

Offers

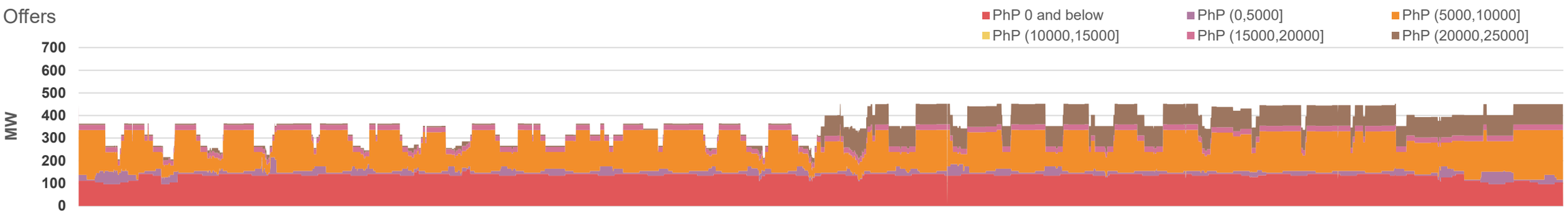

Price

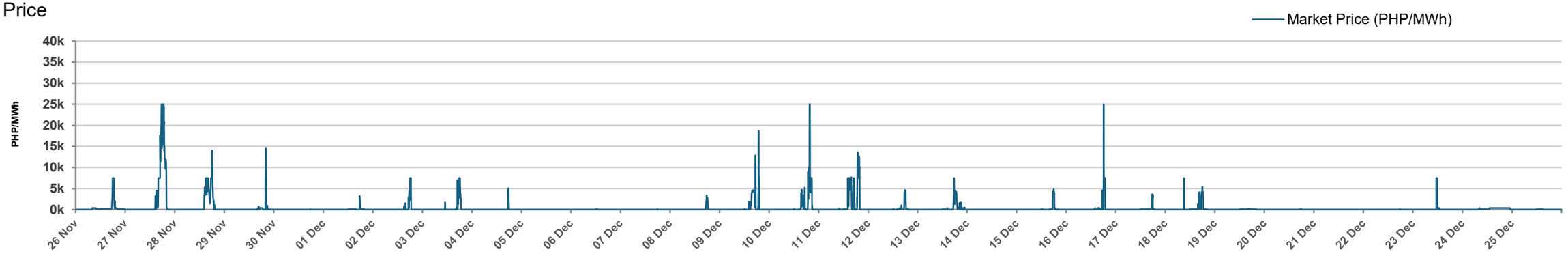

PUBLIC

MARKET OUTCOME
RESERVE MARKET

26 November - 25 December 2025

Philippine Electricity Market Corporation

Particulars	Reserve Schedule				Reserve Requirement Gap				Month-on-Month % Change	Market Price (in PHP/MWh)			Month-on-Month % Change
	Reserve Contracted Capacities		Reserve Spot Capacities										
	Average Capacity (in MW)	% Share	Average Capacity (in MW)	% Share	Min (in MW)	Max (in MW)	(Total no. of Interval/s)	(% of Time)		Min	Max	Ave	
Regulating Up													
Luzon	33.95	18%	158.52	82%	0.10	0.10	2	0%	98.04%▼	550.00	25,000.00	7,535.39	13.03%▲
Visayas	19.89	51%	19.44	49%	0.05	3.20	259	3%	73.71%▼	990.00	25,000.00	14,884.65	10.53%▼
Mindanao	29.55	71%	11.89	29%	0.01	9.86	4,307	50%	9.73%▲	0.00	25,000.00	15,742.93	30.96%▼
Regulating Down													
Luzon	34.03	18%	158.45	82%	0.10	0.10	1	0%	99.03%▼	350.00	24,500.00	5,011.63	10.05%▼
Visayas	19.89	51%	19.43	49%	0.05	0.05	681	8%	56.32%▼	990.00	25,000.00	13,648.44	22.88%▼
Mindanao	29.61	71%	11.83	29%	0.01	9.86	4,301	50%	8.93%▲	0.00	25,000.00	15,537.74	27.63%▼
Contingency													
Luzon	381.13	63%	225.21	37%	0.10	0.10	31	0%	76.92%▼	0.00	25,000.00	1,573.72	15.25%▼
Visayas	71.39	48%	77.75	52%	0.10	11.10	37	0%	92.14%▼	185.00	25,000.00	6,876.40	13.78%▲
Mindanao	84.70	70%	36.97	30%	0.10	16.70	16	0%	1800.00%▲	0.00	25,000.00	3,539.81	70.41%▲
Dispatchable													
Luzon	250.82	44%	325.51	56%	0.10	0.10	62	1%	47.45%▼	0.00	25,000.00	815.68	30.19%▼
Visayas	0.49	0%	147.94	100%	0.10	124.80	916	11%	44.79%▼	15.00	25,000.00	6,508.17	15.53%▲
Mindanao	114.47	96%	4.94	4%	0.10	68.30	705	8%	56.32%▲	0.00	25,000.00	352.30	424.01%▲

PUBLIC

ANNEX
OUTAGE SUMMARY
26 November - 25 December 2025

Philippine Electricity Market Corporation

Plant Type	Plant/ Unit Name	Capacity (MW)	Date Out	Date In	Duration (Day/s)	Outage Type	Remarks
				Luzon			
BAT	01LIMAY_BAT	40	12/16/2025 8:12	12/20/2025 22:01	5	Maintenance	Preventive maintenance
BAT	01MAGAPIT_BAT	40	12/8/2025 0:00			Maintenance	Maintenance Outage until December 12 2025.
BAT	01MAGAT_BAT	24	12/5/2025 7:10			Forced	Affected by planned outage of Magat-Magat Bess 230kV Line.
BAT	03LUMBAN_BAT	50	12/3/2025 18:31	12/4/2025 10:02	1	Forced	Shutdown to check possible oil leak at auxiliary transformer
BIOF	01ACNPC_G01	3.2	11/26/2025 15:30	11/27/2025 19:03	1	Forced	To facilitate protection testing.
BIOF	01BT2020_G01	11	10/31/2025 0:10	11/26/2025 13:51	27	Forced	Emergency shutdown due to boiler tube leak.
BIOF	01GIFT_G01	12	12/9/2025 22:04	12/10/2025 21:33	1	Maintenance	PMS
BIOF	01GIFT_G02	6	12/1/2025 1:48	12/7/2025 21:15	7	Forced	Screw conveyor bearing trouble.
BIOF	01GIFT_G02	6	12/21/2025 21:00	12/24/2025 21:50	3	Maintenance	Preventive Maintenance
BIOF	01GRGOLD_G01	10.8	12/18/2025 9:31	12/20/2025 9:51	2	Forced	Emergensy shutdown due to induced draft fan trouble.
BIOF	01IBEC_G01	18	11/26/2025 21:35	11/28/2025 1:04	1	Forced	Emergency shutdown due to boiler problem.
BIOF	01LASUER_U01	5.1	12/22/2025 11:20			Planned	APM until January 2 2026.
BIOF	01VSGRIP_G01	5.4	11/19/2025 11:14	12/9/2025 11:23	20	Forced	Emergency shutdown due to boiler water wall leak.
BIOF	01VSGRIP_G01	5.4	12/10/2025 10:05	12/11/2025 20:01	1	Forced	Emergency shutdown due to boiler problem.
BIOF	01VSGRIP_G01	5.4	12/11/2025 22:14	12/22/2025 14:01	11	Forced	Emergency shutdown due to suspected boiler problem.
COAL	01ANDA_G01	72	11/30/2025 0:18			Planned	Annual PMS until January 5 2026.
COAL	01MARVEL_G01	316	11/27/2025 12:11	11/28/2025 14:23	1	Forced	Reheater problem.
COAL	01MPGC_U01	135	11/26/2025 9:13	11/27/2025 12:43	1	Forced	Coal crusher problem.
COAL	01MPGC_U03	133	11/26/2025 14:45	11/27/2025 12:31	1	Forced	Emergency shutdown due to coal crusher trouble.
COAL	01MPGC_U04	137	11/26/2025 7:34	11/28/2025 4:44	2	Forced	Coal crusher problem.
COAL	01MSINLO_G01	322.7	12/14/2025 12:10	12/17/2025 2:32	3	Forced	E Shutdown due to boiler tubeleak.
COAL	01MSINLO_G03	307.2	11/25/2025 10:07	11/26/2025 18:50	1	Forced	Tripped due to boiler pressure high-high.
COAL	01MSINLO_G03	307.2	12/23/2025 16:19	12/24/2025 13:09	1	Forced	Feed water circulating flow low low.
COAL	01PETRON_G01	35	11/25/2025 7:31	12/22/2025 21:19	28	Planned	APM until Dec 24 2025 2000H.
COAL	01SUAL_G01	600	10/30/2025 23:40	11/29/2025 23:58	30	Planned	Planned outage until November 26 2025.
COAL	01SUAL_G01	600	11/29/2025 23:59	12/7/2025 15:37	8	Forced	Extended outage. (ETC December 3 2025)
COAL	01SUAL_G01	600	12/9/2025 3:58	12/23/2025 14:49	14	Forced	Emergency shutdown due to high vibration of exciter bearing.
COAL	01SUAL_G02	600	12/25/2025 3:37			Planned	Planned Outage until January 22 2025

PUBLIC

ANNEX
OUTAGE SUMMARY
26 November - 25 December 2025

Philippine Electricity Market Corporation

Plant Type	Plant/ Unit Name	Capacity (MW)	Date Out	Date In	Duration (Day/s)	Outage Type	Remarks
				Luzon			
COAL	03CALACA_G01	239.9	10/7/2025 0:00	12/15/2025 23:59	70	Planned	Planned outage until December 15 2025.
COAL	03CALACA_G01	239.9	12/16/2025 0:00			Forced	Extended outage until March 1 2026.
COAL	03CALACA_G02	290	12/17/2025 19:59			Forced	Boiler tube leak
COAL	03PAGBIL_G03	420	10/31/2025 21:32			Forced	Manually tripped due to fire at tripper area coal dust collector(RECLASSIFIED FROM FORCE OMC OUTAGE)
GEO	03ORMAT_G01	1.33	11/15/2025 2:22			Forced	Low low Brine out temperature.
HYD	01ANGAT_A	8.85	11/17/2025 8:02			Planned	Total Plant Outage until December 31 2025
HYD	01ANGAT_A	8.9	11/17/2025 8:02			Planned	Total Plant Outage until December 31 2025
HYD	01ANGAT_A	8.85	11/17/2025 8:02			Planned	Total Plant Outage until December 31 2025
HYD	01ANGAT_A	18	11/17/2025 8:02			Planned	Total Plant Outage until December 31 2025
HYD	01ANGAT_M	49.7	10/6/2025 8:00			Planned	Planned outage until December 31 2025
HYD	01ANGAT_M	50	11/17/2025 7:51			Planned	Total Plant Outage until December 31 2025
HYD	01ANGAT_M	49.8	11/17/2025 7:51			Planned	Total Plant Outage until December 31 2025
HYD	01BINENG_G01	19.8	11/26/2025 6:12	11/28/2025 21:52	3	Forced	Affected by the relocation of revenue meter
HYD	01MATUNO_G01	8.7	9/2/2025 22:06			Forced	Tripped due to clogged trash rack.
HYD	01SLANGN_G01	2.4	12/11/2025 10:45			Forced	The unit tripped due to the actuation of Electrical Trip.
HYD	03KAL_G02	181	12/8/2025 0:00	12/14/2025 8:49	6	Forced	Extended outage
HYD	03KAL_G02	181	12/1/2025 0:01	12/7/2025 23:59	7	Maintenance	Maintenance outage.Until Dec 7 2025.
NATG	03EERI_G01	420.6	10/6/2025 23:59			Forced	Extended Planned Outage(GOMP).
NATG	03EERI_G02	421.9	12/23/2025 23:51			Forced	Until January 10 2026.
NATG	03EERI_G03	419.6	12/23/2025 23:00			Planned	Unttil January 10 2026.
NATG	03ILIJAN_G01	190	12/15/2025 23:52			Planned	Planned maintencne outage until January 10 2026.
NATG	03ILIJAN_G01	190	12/15/2025 23:20			Planned	Planned maintenance outage until January 13 2026.
NATG	03ILIJAN_G01	220	12/15/2025 23:39			Planned	Planned maintenance outage until January 10 2026.
NATG	03ILIJAN_G02	190	12/23/2025 23:21			Planned	Maintenance outage until January 10 2026.
NATG	03ILIJAN_G02	190	12/23/2025 23:49			Planned	Maintenance outage until January 10 2026.
NATG	03ILIJAN_G02	220	12/23/2025 23:36			Planned	Maintenance outage until January 10 2026.
NATG	03STA-RI_G02	263	12/20/2025 4:46			Planned	Planned outage until December 31 2025
NATG	03STA-RI_G04	263	11/5/2025 2:01	12/16/2025 9:56	41	Planned	Planned Outage until December 24 2025.
NATG	03STA-RI_G04	263	12/18/2025 4:41	12/20/2025 1:17	2	Planned	On-going testing

PUBLIC

ANNEX
OUTAGE SUMMARY
26 November - 25 December 2025

Philippine Electricity Market Corporation

Plant Type	Plant/ Unit Name	Capacity (MW)	Date Out	Date In	Duration (Day/s)	Outage Type	Remarks
				Luzon			
OIL	01LIMAY_U03	60	11/29/2025 0:01	12/3/2025 15:43	5	Planned	To conduct inspection of gas turbine and other preventive maintenance. Until D
OIL	01T_ASIA_G01	48	12/12/2025 8:07	12/14/2025 15:20	2	Planned	Transformer Maintenance.
OIL	02TMOBIL_G03	55.2	11/26/2025 0:04	11/30/2025 22:05	5	Planned	Planned Outage until November 28 2025.
OIL	03INGRID_GS1	28	12/1/2025 8:00	12/5/2025 20:55	5	Planned	Planned Outage until December 17 2025.
OIL	03INGRID_GS1	28	12/6/2025 8:25	12/7/2025 18:15	1	Planned	Planned outage until Dec 7 2025.
OIL	03INGRID_GS2	22	12/1/2025 8:00	12/5/2025 20:55	5	Planned	Planned Outage until December 17 2025.
OIL	03INGRID_GS2	22	12/8/2025 8:05	12/9/2025 17:45	1	Planned	Planned outage
OIL	03INGRID_GS3	22	12/1/2025 8:00	12/5/2025 20:55	5	Planned	Planned Outage until December 17 2025.
OIL	03INGRID_GS3	22	12/10/2025 8:05	12/11/2025 18:00	1	Planned	Planned Outage
OIL	03INGRID_GS4	28	12/1/2025 8:00	12/5/2025 20:55	5	Planned	Planned Outage until December 17 2025.
OIL	03INGRID_GS4	28	12/12/2025 8:00	12/13/2025 18:00	1	Planned	Planned Outage
OIL	03INGRID_GS5	22	12/1/2025 8:00	12/5/2025 20:55	5	Planned	Planned Outage until December 17 2025.
OIL	03INGRID_GS5	22	12/14/2025 8:00	12/15/2025 18:01	1	Maintenance	APM
OIL	03INGRID_GS6	28	12/1/2025 8:00	12/5/2025 20:55	5	Planned	Planned Outage until December 17 2025.
OIL	03INGRID_GS6	28	12/16/2025 8:00	12/17/2025 18:05	1	Planned	Planned Outage
OIL	03MALAYA_G01	300	5/3/2019 18:21			Forced	Declared unavailable due to motorization of unit generator caused by the non-opening of
OIL	03MALAYA_G02	130	7/24/2024 21:24			Forced	Tripped due to loss prime of CWP
OIL	03RCBMI_G01	5.5	12/3/2025 16:03			Forced	Defective SF6 on PCB.
SOLR	01GIGSOL_G01	50.5	12/22/2025 18:29			Forced	Reccuring Inverter 2A AC Maintenance
SOLR	03MEC_G01	32.9	12/13/2025 15:17	12/18/2025 8:11	5	Maintenance	Repair of 50MVA Power Transformer
				Visayas			
BAT	04TONGO_BAT	14.2	12/15/2025 10:29	12/19/2025 20:01	4	Forced	Tripped due to restrictive earth fault (under test and commissioning)
BAT	04TONGO_BAT	14.2	12/22/2025 16:20			Forced	transformer differential protection (87T) activation. (Under test and commissioning)
BIOF	06FFHC_G01	9	11/24/2025 5:37	11/26/2025 5:50	2	Forced	Weekly maintenance.
BIOF	06FFHC_G01	9	11/30/2025 17:38	12/2/2025 14:40	2	Forced	Shutdown due to weekly maintenance.
BIOF	06FFHC_G01	9	12/14/2025 15:41	12/16/2025 5:37	2	Forced	weekly maintenance
BIOF	06FFHC_G01	9	12/22/2025 3:44	12/23/2025 19:54	2	Forced	Shutdown to conduct weekly maintenance.
BIOF	06HPCO_G01	2	11/12/2023 20:00			Forced	Defective auxiliary of vibration meter.
BIOF	06HPCO_G02	9.5	12/1/2025 7:50	12/2/2025 7:56	1	Forced	Shutdown to conduct weekly maintenance.

PUBLIC

ANNEX
OUTAGE SUMMARY
26 November - 25 December 2025

Philippine Electricity Market Corporation

Plant Type	Plant/ Unit Name	Capacity (MW)	Date Out	Date In	Duration (Day/s)	Outage Type	Remarks
Visayas							
BIOF	06HPCO_G02	9.5	12/8/2025 0:55	12/9/2025 7:49	1	Forced	Weekly maintenance.
BIOF	06HPCO_G02	9.5	12/14/2025 20:23	12/16/2025 7:35	1	Forced	weekly maintenance
BIOF	06SCBE_G01	7.4	3/31/2023 10:35			Forced	Plant shutdown
BIOF	06VMC_G01	2.5	4/21/2024 16:20			Forced	Weekly maintenance.
BIOF	08CASA_G02	7	12/15/2025 2:26	12/16/2025 10:03	1	Forced	Low exhaust steam pressure
COAL	05CEDC_U01	83.2	11/30/2025 1:00	12/2/2025 13:29	3	Forced	emergency shutdown due to a possible tube leak
COAL	05KSPC_G01	103	11/15/2025 0:00	12/12/2025 6:05	27	Planned	GOMP
COAL	05KSPC_G02	103	12/5/2025 9:34	12/11/2025 11:27	6	Forced	Unit tripped due to sudden increase in the furnace draft pressure causing the unit to trip by boiler trip protection.
COAL	05KSPC_G02	103	12/25/2025 21:58			Forced	Due to boiler tube leak
COAL	08PALM_G01	135	10/13/2025 0:00	12/11/2025 23:59	60	Planned	Planned Outage
COAL	08PALM_G01	135	12/12/2025 0:00	12/14/2025 16:14	3	Forced	Extended maintenance
GEO	04BILGPP_G01	1	10/5/2024 4:39			Forced	Turbine high vibration trip
GEO	04LEYTE_A	5	12/10/2025 0:00	12/24/2025 7:48	14	Forced	Failed to cut-in due to extended outage.
GEO	04LEYTE_A	5	11/22/2025 0:11	12/9/2025 23:59	18	Maintenance	Major PMS scheduled until 2025-12-09
GEO	04LEYTE_A	23.463	12/3/2025 17:58			Forced	Safety Turbine Trip
GEO	04LEYTE_A	13.35	10/13/2025 8:48			Forced	Due to AVR fault.
GEO	04LEYTE_A	6.348	11/25/2025 4:58	11/28/2025 21:00	4	Forced	Tripped with overspeed indication.
GEO	04LEYTE_A	6.348	12/22/2025 3:34	12/23/2025 13:44	1	Forced	Sudden generators stop on-going investigation.
GEO	04LEYTE_A	6.348	10/31/2025 11:20			Forced	Under test by Marshalling Personnel.
GEO	04LEYTE_A	30	10/23/2024 8:21			Maintenance	Emergency repair of air cooled condenser
GEO	04LGPP_G01	41	8/1/2025 0:32			Forced	Emergency shutdown
GEO	06BBGPP_G01	4.7	9/24/2024 19:57			Forced	Turbine tripped under test and commissioning.
GEO	06PAL2A_U03	18.9	12/22/2025 23:42	12/24/2025 11:27	1	Forced	Auto-tripped due to earthquake with indication booster pump stop.
HYD	08SUWECO_G01	3.6	11/25/2025 8:48	11/26/2025 15:28	1	Forced	Emergency cut-out due to water leakage.
HYD	08SUWECO_G01	0.9	10/3/2025 6:29			Forced	Engine overspeed
OIL	05CARMENDPP_U02	10	12/1/2025 10:29	12/4/2025 1:00	3	Forced	emergency shutdown due to abnormal sound on turbo charger
OIL	05CARMENDPP_U03	10	12/1/2025 0:01			Maintenance	Unit out due to PMS
OIL	05CARMENDPP_U04	10	8/24/2024 0:00			Forced	Detached connecting rods and crank shaft for machining
OIL	05CPPC_U03	6.5	12/3/2025 10:55	12/5/2025 4:20	2	Forced	Unit tripped due to high EGT on all cylinders.

PUBLIC

ANNEX
OUTAGE SUMMARY
26 November - 25 December 2025

Philippine Electricity Market Corporation

Plant Type	Plant/ Unit Name	Capacity (MW)	Date Out	Date In	Duration (Day/s)	Outage Type	Remarks
Visayas							
OIL	05CPPC_U05	6.5	12/2/2025 16:00	12/3/2025 14:10	1	Forced	Emergency cut-out due to starting valve leaking at cylinder A-2
OIL	05CPPC_U05	6.5	12/11/2025 13:22	12/12/2025 23:50	1	Forced	HT pump coupling cut off holding bolt
OIL	05CPPC_U06	6.5	12/2/2025 10:42	12/3/2025 11:30	1	Forced	emergency shutdown due to high exhaust gas temperature
OIL	05CPPC_U09	6.3	11/27/2025 17:44	11/28/2025 23:00	1	Forced	emergency stop due to observed heavy black smoke at smokestack
OIL	05EAUC_U01	11.5	8/26/2025 0:01			Shutdown	Decommissioned
OIL	05EAUC_U02	11	11/28/2025 20:01	11/30/2025 16:40	2	Planned	BESS Integration Work and DG 2 10 000 PMS + Turbocharger PMS(VSO-PUSR-2025-082 VSO-PUSR-2025-078)
OIL	05EAUC_U03	11.5	12/19/2025 20:00	12/22/2025 9:50	3	Maintenance	Unit on maintenance outage due to Engine PMS
OIL	05EAUC_U04	11.5	12/12/2025 20:03	12/15/2025 5:21	2	Maintenance	Central cooler servicing and charge air replacement
OIL	06CENPRI_U01	4.4	12/12/2025 19:52	12/14/2025 15:32	2	Forced	Erratic RPM.
OIL	06CENPRI_U02	4.4	12/5/2025 0:00	12/7/2025 15:49	3	Planned	To conduct preventive maintenance.
OIL	06CENPRI_U04	6.5	12/16/2025 14:00	12/19/2025 16:41	3	Forced	Engine Gas leak.
OIL	06CENPRI_U05	6.5	12/1/2025 13:43	12/3/2025 2:10	2	Forced	Unable to cut-in due to excessive jacket water leak.
OIL	06CENPRI_U05	6.5	12/8/2025 15:25	12/10/2025 4:39	2	Forced	Unavailable due to excessive Jacket Water leak.
OIL	08NABASDPP_U01	3	10/11/2025 13:38	12/6/2025 21:28	56	Forced	Oil mist temp high
OIL	08PDPP1_U02	5	9/14/2025 10:11			Forced	Unable to start due to loss of excitation voltage and abnormal sound at generator.
OIL	08STBPB1_U02	6	12/1/2025 9:20	12/2/2025 14:06	1	Forced	Starting air leak
OIL	08STBPB1_U02	6	12/3/2025 9:41	12/10/2025 11:50	7	Forced	Emergency stop due to lube oil pressure low
Mindanao							
BAT	13MALITA_BAT	20	11/26/2025 13:10	11/29/2025 16:24	3	Planned	PMS-GOMP. ETC. November 29 2025. (Planned Outage)
BIOF	11CRYSSUG_G01	8	12/6/2025 6:43	12/8/2025 8:03	2	Forced	Plant shutdown. Factory equipment PMS. ETC Dec 8 2025 @ 0800H. (Maintenance
BIOF	11CRYSSUG_G01	8	12/25/2025 20:30			Forced	Shutdown. Sugar Milling stopped due to Zero sugarcane delivery. (OMC Outage)
BIOF	14BIOMS_U01	5.7	10/8/2024 15:56			Forced	Tripped due to SOCOTECO 1 69KV(SRB)line power outage.
COAL	10GNPK_U03	151.3	12/6/2025 0:03	12/16/2025 9:03	10	Forced	PMS(GOMP). ETC December 15 2025. (Planned Outage Non-GOMP)
COAL	10GNPK_U04	151	12/13/2025 0:03	12/23/2025 4:48	10	Forced	PMS(Non-GOMP). ETC December 22 2025. (Planned Outage)
COAL	10PPEI_U01	24.1	11/26/2025 1:13	11/27/2025 14:50	2	Forced	Tripped due to a coal blockage in the coal feeder. (Forced Outage)
COAL	10PPEI_U01	24.1	12/5/2025 11:32	12/8/2025 1:51	3	Forced	Coal feeder tripped.
COAL	10PPEI_U01	24.1	12/9/2025 11:49	12/21/2025 5:39	12	Forced	Emergency shutdown due to a blockage in the coal feeders. (Forced Outage)
COAL	11FDC_U03	135	10/21/2025 1:30	12/12/2025 19:05	53	Planned	PMS (GOMP). ETC December 28 2025. (Planned Outage)
COAL	11MINBAL_G01	50	11/27/2025 0:24	11/28/2025 15:55	2	Forced	Emergency shutdown due to the Generator s high vibration. (Forced Outage)

PUBLIC

ANNEX
OUTAGE SUMMARY
26 November - 25 December 2025

Philippine Electricity Market Corporation

Plant Type	Plant/ Unit Name	Capacity (MW)	Date Out	Date In	Duration (Day/s)	Outage Type	Remarks
Mindanao							
COAL	11MINBAL_G01	50	11/30/2025 0:55	12/17/2025 23:00	18	Planned	PMS(GOMP). ETC December 17 2025
COAL	11MINBAL_G01	50	12/17/2025 23:00	12/19/2025 7:08	1	Forced	Extended GOMP Outage. ETC December 19 2025. (Planned Outage)
COAL	13DCPP_U01	151.4	11/22/2025 2:00	12/17/2025 0:00	25	Planned	PMS(GOMP). ETC December 16 2025. (Planned Outage)
COAL	13DCPP_U01	151.4	12/17/2025 0:00	12/19/2025 4:55	2	Forced	Extended GOMP Outage. ETC December 19 2025 (Planned Outage)
COAL	13DCPP_U02	150	11/27/2025 4:57	11/29/2025 18:02	3	Forced	Auto-tripped. Cause. for investigation. (Force Outage)
COAL	13DCPP_U02	150	12/2/2025 10:06	12/3/2025 16:45	1	Forced	Plant tripped with 130MW gross generation. (Forced Outage)
GEO	14MTAPO_U01	51.4	11/26/2025 6:00	12/3/2025 23:59	8	Planned	PMS(GOMP). ETC December 04 2025
GEO	14MTAPO_U01	51.4	12/4/2025 0:00	12/5/2025 21:48	2	Forced	Extended Maintenance Outage ETC Dec. 5 2025
GEO	14MTAPO_U03	3.6	12/5/2025 14:41	12/6/2025 11:26	1	Forced	Tripped. Inverter general fault indication. Unplanned Outage
GEO	14MTAPO_U03	3.6	12/16/2025 3:24	12/18/2025 18:56	3	Forced	Auto-tripped with indication Very High pH. (Forced Outage)
HYD	10AGUS1_U02	35	12/22/2025 8:02			Planned	Shutdown. PMS-GOMP. ETC Dec.31 2025 23 59H (Planned Outage)
HYD	10AGUS2_U01	60	11/13/2025 8:05	12/24/2025 18:02	41	Planned	ETC Dec. 27 2025. GOMP(Planned Outage)
HYD	10AGUS4_U01	52.7	10/4/2025 19:01			Forced	Autotripped. Indication Transformer Differential (87T) & Lock-out. (Forced Outage)
HYD	10AGUS4_U03	52.7	10/4/2025 8:02	12/2/2025 8:00	59	Planned	PMS-GOMP. ETC. December 02 2025. (Planned Outage)
HYD	10AGUS4_U03	52.7	12/2/2025 8:00	12/3/2025 18:27	1	Forced	Extended PMS due to prolonged draft tube repair. (Unplanned Outage)
HYD	10AGUS5_U02	27.5	11/24/2025 8:06	12/12/2025 22:03	19	Planned	PMS-GOMP. ETC. December 14 2025. (Planned Outage)
HYD	10AGUS6_U03	50	11/19/2025 9:07	12/23/2025 11:23	34	Planned	PMS(GOMP). ETC December 30 2025.
HYD	10AGUS6_U03	50	12/23/2025 23:22			Forced	Emergency S D due to a sudden increase in oil temp. at the upper guide bearing. (Forced
HYD	10AGUS6_U05	43.8	10/15/2025 9:01	12/20/2025 0:30	66	Planned	PMS-GOMP. ETC. December 20 2025. (Planned Outage)
HYD	10AGUS7_U01	26.1	11/29/2025 9:02	12/14/2025 14:56	15	Planned	PMS(GOMP). ETC December 01 2025.
HYD	10AGUS7_U02	25.3	11/16/2025 9:03	11/30/2025 14:11	14	Planned	PMS(GOMP). ETC December 01 2025.
HYD	11PULA4_U03	75	12/15/2025 8:04	12/21/2025 7:19	6	Planned	Planned Outage ETC Dec. 21 2025 2359H
HYD	13SIBULAN_G01	14	12/6/2025 9:01	12/7/2025 7:58	1	Forced	Plant shutdown to conduct Shaft Inspection. (Forced Outage)
HYD	13SIBULAN_G01	8.75	12/21/2025 10:35	12/22/2025 13:37	1	Forced	Auto-tripped. Due to the loss of their PLC power supply. (Forced Outage)
HYD	13TALOM23_G01	0.93	12/4/2025 19:03	12/11/2025 10:04	7	Forced	Plant shutdown due to turbine and bearing inspection. (Forced Outage)
HYD	14ALMADA_G01	2.6	11/25/2025 2:47			Forced	Plant isolated affected by COTELCO PPalma power outage. (OMC Outage)
HYD	14MARBEL_U01	0.5	11/30/2025 23:27	12/5/2025 11:30	5	Forced	Plant shutdown due to NIA intake gate close shutdown. (OMC Outage).
HYD	14SIGHYDRO_G01	14.5	9/25/2025 6:22			Forced	Emergency shutdown due to broken headrace pipe. (Forced Outage)
OIL	09WMPC_U01	10.2	11/16/2025 8:23			Forced	Failed to synchronize. Indication Reverse Power. (Forced Outage)

PUBLIC

ANNEX
OUTAGE SUMMARY
26 November - 25 December 2025

Philippine Electricity Market Corporation

Plant Type	Plant/ Unit Name	Capacity (MW)	Date Out	Date In	Duration (Day/s)	Outage Type	Remarks
Mindanao							
OIL	10MEGC_G01	6.4	12/16/2025 9:00	12/20/2025 9:00	4	Forced	Observed indications of possible oil water leak in the Plate Heat Exchanger due to worn
OIL	10MEGC_G01	6.4	12/20/2025 9:00	12/23/2025 12:00	3	Forced	Plant shutdown. Oil water leak in the Plate Heat Exchanger due to worn gaskets. (Forced
OIL	12KEGGIN_G01	10.6	4/15/2024 15:05		3	Forced	Failed to synchronize due to low SF6 Pressure on PCB. (Forced Outage)
OIL	12PKSFRA_U01	5.2	11/19/2025 14:12			Forced	Plant on emergency shutdown due to turbo charger problem. (Forced Outage)

PUBLIC

ANNEX
CONGESTED LINES AND EQUIPMENTS

26 November - 25 December 2025

Philippine Electricity Market Corporation

Equipment Name	Trading Intervals	Percent of Time
5DAAN_4TAB2	1235	14.3%
1MEXI_1HER2	471	5.5%
1MEXI_1HER1	141	1.6%
13MATA_13TOR2	44	0.5%
5DAAN_4TAB1	41	0.5%
1SUP_TR1	25	0.3%
HERMOSA_TO_BCCP	10	0.1%
1BOTOL_TR2	6	0.1%
3TAYAB_TR3	5	0.1%
14TACUR_TR2	2	0.02%
1BAUA_1LAT2	2	0.02%
1SRAF_1SJO1	1	0.01%
11JASA_12BUT1	1	0.01%
1BAUA_1LAT1	1	0.01%

GLOSSARY OF TERMS

Philippine Electricity Market Corporation

CAPACITY ON OUTAGE

Calculated for each 5-min interval as the sum of the capacity of all generating units on outage, which are further distinguished by plant type and category. The generating unit/s on outage and categories of outage are based on the SO's daily operations report. Cited below are the outage categories as defined in ERC Resolution No. 21, Series of 2016.

Deactivated Shutdown	- Refers to a condition where a generating unit is unavailable for service for an extended period of time for reasons not related to equipment and inactive for more than 60 days.
Forced	- An outage that requires immediate removal of a unit from service, another outage state, or a reserve shutdown state.
Maintenance	- An outage that does not require immediate removal from the In-Service state but requires a Unit to be removed from the available state before the next planned outage. This is scheduled at least seven (7) days in advance.
Planned	- The state in which a Unit is unavailable due to inspection, testing, preventive maintenance or overhaul. A Planned Outage is scheduled with a pre-determined duration and is coordinated with the System Operator. The Planned Outage of a Unit shall be reflected in the Grid Operating and Management Program (GOMP).

DEMAND

Calculated for each 5-minute trading interval as the sum of the real time dispatch (RTD) schedule of all load resources plus regional losses.

EFFECTIVE SUPPLY

Calculated for each 5-minute trading interval as the sum of the offered capacity of all scheduled generators considering their offered ramp rates, nominated loading level of nonscheduled generators and projected output of preferential dispatch generators, adjusted for any over-riding constraints imposed by the System Operator (SO), and reserve offers. Output of generators on testing and commissioning were considered based on the over-riding constraints imposed by the SO.

HERFINDAHL-HIRSCHMAN INDEX (HHI)

A measure of market concentration calculated as the sum of the squares of the market shares of all firms in a market. The HHI ranges from close to zero (many small firms) to 10,000 (a single firm with 100% market share). Under the 2023 U.S. Department of Justice and Federal Trade Commission Merger Guidelines, markets with an HHI above 1,800 are highly concentrated. An increase of more than 100 points is viewed as significant increase and may indicate that a merger could substantially lessen competition or create a monopoly. Earlier guidelines (1982-2010) classified markets with HHI between 1,000 and 1,800 as "moderately concentrated" and above 1,800 as "highly concentrated", using the same 100-point increase threshold for significance.

MARGINAL PLANT

The last generating unit scheduled to meet the system demand.

MAJOR PARTICIPANT GROUP

The grouping of generators by ownership or control.

PUBLIC

GLOSSARY OF TERMS

Philippine Electricity Market Corporation

MARKET RESIDUAL SUPPLY INDEX (Market RSI)

The RSI is a dynamic continuous index measured as ratio of the available generation without a generator to the total generation required to supply the demand. The RSI is measured for each generator. The greater the RSI of a generator, the less will be its potential ability to exercise market power and manipulate prices, as there will be sufficient capacity from the other generators. In contrary, the lower the RSI, the greater the market power of a generator (and its potential benefit of exercising market power), as the market is strongly dependent on its availability to be able to fully supply the demand. In particular, a RSI greater than 100% for a generator means that the remaining generators can cover the demand, and in principle that generator cannot manipulate market price. On the other hand, a RSI less than 100% means that the generator is pivotal in supplying the demand.

The RSI for the whole market (Market RSI) is measured as the lowest RSI among all the generators in the market. A Market RSI less than 100% indicates the presence of pivotal generator/s

NOMINATED CAPACITY

The available capacity declared by self-scheduled generators.

OFFERED CAPACITY

The available capacity declared by scheduled generators.

PRICING CONDITIONS

A price imposed by the Market Operator to the Market/Trading Participant in cases:

Administered Price (AP)	- Interval affected by the declaration of market suspension and intervention.
Pricing Error Notice (PEN)	- Calculated prices are believed to be inerror due to erroneous, inconsistent, or inappropriate input data.
Price Substitution Methology (PSM)	- Undesirable market pricing situations arising from the effects of network congestion in the power system, particularly during the occurrence of extreme nodal price separation.
Secondary Price Cap (SPC)	- Applied upon breaching the PHP9,000/MWh rolling average price over a seventy-two (72) hours period .

PIVOTAL SUPPLIER INDEX (PSI)

The pivotal supplier index is a binary variable (1 for pivotal and 0 for not pivotal) for each generator. The index identifies whether a generator is pivotal in supplying the demand. The PSI is calculated as the percentage of time that a generator is pivotal in a period (i.e. monthly).

POST MARKET RUN CALCULATION

Price adjustment after consideration of different pricing conditions such as AP, SPC, PSM, and PEN.

PUBLIC

GLOSSARY OF TERMS

Philippine Electricity Market Corporation

REGISTERED CAPACITY
The capacity registered by a generator with WESM.

REGISTERED CAPACITY (NET OF OUTAGE)
The capacity registered by a generator with WESM less capacity on outage.

RESERVE CATEGORIES

Regulating Up and Down (RU and RD)	- Readily available and dispatchable generating capacity that is allocated exclusively to correct deviations from the acceptable nominal frequency caused by unpredicted variations in demand or generation output.
Contingency (FR)	- Synchronized generation capacity from Qualified Generating Units and Qualified Interruptible Loads allocated to cover the loss or failure of a synchronized generating unit or a transmission element of the power import from a circuit interconnection.
Dispatchable (DR)	- Generating Capacity that are readily available for dispatch in order to replenish the Contingency Reserves whenever a generating unit trips or a loss of a single transmission interconnection occurs.

RESERVE REGISTERED CAPACITY
The maximum capacity registered by a generator in the reserve market.

DISCLAIMER

The information contained in this document is based on the available electricity spot market data. The same information is subject to change as updated figures come in. As such, the PEMC does not make any representation or warranty as to the completeness of this information. The PEMC likewise accepts no responsibility or liability whatsoever for any loss or cost incurred by a reader arising from, or in relation to, any conclusion or assumption derived from the information found herein.