MONTHLY MARKET STATISTICS

MARCH 2026

(26 February to 25 March 2026)

Document Information Classification: Public

The information contained in this document is based on data that are subject to continuous verification by the Philippine Electricity Market Corporation (PEMC). The same information is subject to change as updated figures come in.

PUBLIC

ENERGY MARKET

AT A GLANCE

26 February- 25 March 2026

Total Registered Capacity (MW)

31,415 4.92%▲

Previous Month: **29,942**

Average Demand (MW)

13,565 4.17%▲

Previous Month: 13,022

Average Capacity Offered/Nominated (MW)

19,658 62.58% of the total Registered Capacity

Previous Month: 19,690

Average Capacity Not Offered/Nominated (MW)

4,958 15.78% of the total Registered Capacity

Previous Month: 5,056

Load Weighted Average Price (LWAP) (PHP/MWh)

4,585 26.40%▲

Previous Month: 3,627

Average Capacity of Plants on Commissioning (MW)

1,333 4.24% of the total Registered Capacity

Previous Month: 681

Average Capacity on Outage (MW)

4,645 14.79% of the total Registered Capacity

Previous Month: 4,535

Average Effective Supply (MW)

17,527 1.59%▲

Previous Month: 17,252

PUBLIC

MARKET OUTCOME
REGIONAL AT A GLANCE

26 February- 25 March 2026

Philippine Electricity Market Corporation

Luzon

Total Registered Capacity (MW)	23,174.80
Average Effective Supply (MW)	12,177.18
Average Demand (MW)	9,623.08

Visayas

Total Registered Capacity (MW)	3,908.20
Average Effective Supply (MW)	2,469.93
Average Demand (MW)	1,886.06

Mindanao

Total Registered Capacity (MW)	4,331.60
Average Effective Supply (MW)	2,879.43
Average Demand (MW)	2,055.45

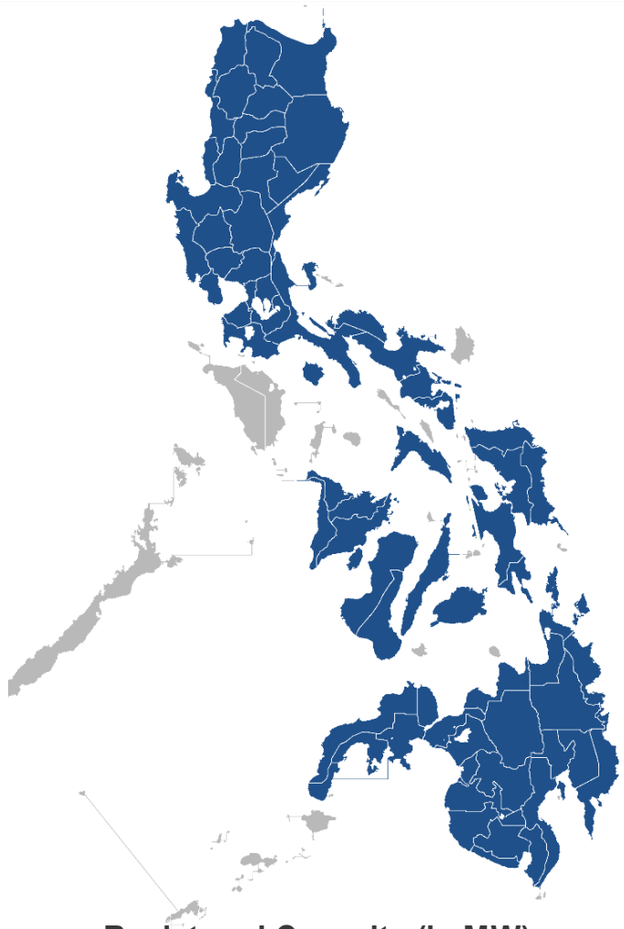

Zones	LWAP	Month-on-Month % Change
Northern Luzon	4,459.71	60.52%▲
Metro Manila	4,358.12	58.69%▲
Southern Luzon	4,232.22	56.13%▲
Bohol	5,721.77	3.27%▼
Cebu	5,515.58	4.42%▼
Leyte-Samar	5,514.53	2.66%▼
Negros	5,646.87	3.48%▼
Panay	5,650.62	4.22%▼
Lanao	4,367.08	13.03%▼
North Central	4,410.50	14.39%▼
North-East	5,124.54	12.27%▼
North-West	5,086.07	14.98%▼
South-East	4,895.96	13.71%▼
South-West	5,035.93	16.33%▼

Registered Capacity (in MW)

	COAL	NATGAS	GEO	HYDRO	OIL-BASED	WIND	SOLAR	BIOFUEL	BESS
Luzon	8,576.50	4,554.50	766.20	2,505.10	1,678.30	403.30	4,100.80	155.60	434.50
Visayas	1,329.70		846.50	65.90	440.10	102.80	782.00	191.20	150.00
Mindanao	2,155.30		105.60	1,181.80	643.50	0.00	85.90	59.50	100.00

PUBLIC

MARKET OUTCOME
CAPACITY PROFILE

26 February- 25 March 2026

Philippine Electricity Market Corporation

SYSTEM (LUZ, VIS, MIN)

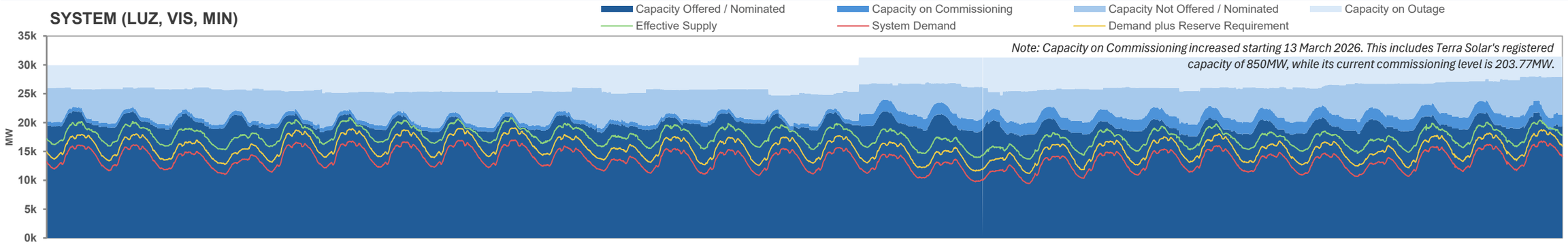

CAPACITY OFFERED/NOMINATED BY PLANT TYPE

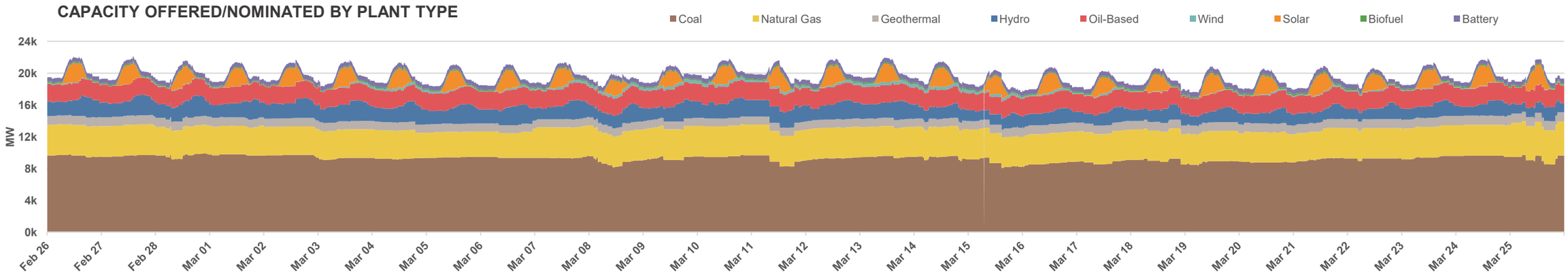

Particulars	Min		Max		Ave	Month-on-Month %Change
	(in MW)	Date and time Interval	(in MW)	Date and time Interval	(in MW)	
Effective Supply						
System	13,685.78	3/16/2026 3:05	20,859.15	3/6/2026 14:15	17,526.54	1.59%▲
Luzon	9,202.63	3/16/2026 3:55	14,789.65	3/3/2026 14:25	12,177.18	1.65%▲
Visayas	1,869.52	3/15/2026 4:05	2,963.42	3/25/2026 13:55	2,469.93	1.37%▲
Mindanao	2,375.91	2/27/2026 3:05	3,371.41	3/24/2026 13:30	2,879.43	1.52%▲
Demand Plus Reserve Requirement						
System	11,192.22	3/16/2026 3:30	19,098.70	3/6/2026 15:40	15,441.16	3.94%▲
Luzon	7,830.12	3/16/2026 3:50	13,557.41	3/5/2026 16:20	10,914.52	4.45%▲
Visayas	1,593.98	3/16/2026 3:30	2,775.95	3/25/2026 18:25	2,202.93	4.35%▲
Mindanao	1,751.76	3/16/2026 4:05	2,938.75	3/19/2026 13:45	2,323.70	1.23%▲

Particulars	Min		Max		Ave	Month-on-Month %Change
	(in MW)	Date and time Interval	(in MW)	Date and time Interval	(in MW)	
Capacity Offered/Nominated						
Coal	8,100.30	3/15/2026 14:50	9,916.70	2/28/2026 22:05	9,247.85	1.00%▲
Natural Gas	3,095.50	3/6/2026 15:35	4,280.40	3/25/2026 0:40	3,744.99	3.46%▲
Geothermal	966.40	3/9/2026 11:40	1,174.40	3/25/2026 23:10	1,068.54	9.41%▼
Hydro	1,101.60	3/22/2026 5:55	2,671.50	2/28/2026 18:50	1,785.09	12.44%▼
Oil Based	1,967.70	3/4/2026 15:00	2,255.30	3/5/2026 18:15	2,191.67	0.21%▲
Wind	6.60	2/27/2026 15:05	429.30	3/13/2026 18:15	177.09	8.45%▼
Solar	0.00	2/26/2026 0:05	2,571.90	3/24/2026 11:35	726.53	22.87%▲
Biofuel	99.30	3/9/2026 13:15	206.40	3/21/2026 13:50	166.31	9.00%▲
Battery Storage	462.40	3/22/2026 8:05	601.60	3/12/2026 9:05	549.75	3.33%▼

PUBLIC

MARKET OUTCOME
CAPACITY PROFILE

26 February- 25 March 2026

Philippine Electricity Market Corporation



PUBLIC

MARKET OUTCOME
CAPACITY PROFILE
26 February- 25 March 2026

Philippine Electricity Market Corporation

HVDC Flow	Min (in MW)	Max (in MW)	Percent of Time	Month-on-Month %Change
Luz-Vis	0.07	250.00	49%	27.46%▼
Vis-Luz	0.05	420.00	45%	76.18%▲
Vis-Min	0.11	366.66	19%	383.51%▲
Min-Vis	0.03	450.00	69%	28.49%▼

**Note: The percent time represents the proportion of the total period during which the HVDCs were available and in operation.*

Particulars	Min		Max		Ave	Month-on-Month %Change
	(in MW)	Date and time Interval	(in MW)	Date and time Interval	(in MW)	
Ramp Limited Capacity						
System	440.23	3/5/2026 18:55	6,381.68	3/15/2026 8:35	3,283.52	13.70%▼
Luzon	179.17	3/6/2026 18:50	4,870.64	3/14/2026 12:50	2,369.18	16.57%▼
Visayas	30.40	3/5/2026 18:55	563.53	3/15/2026 11:35	261.23	5.85%▼
Mindanao	29.14	3/2/2026 18:30	1,164.71	3/22/2026 9:45	653.11	4.97%▼

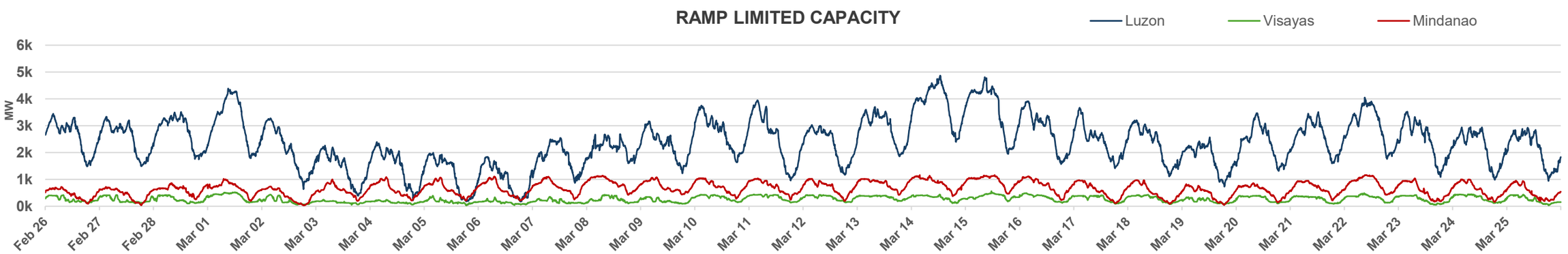

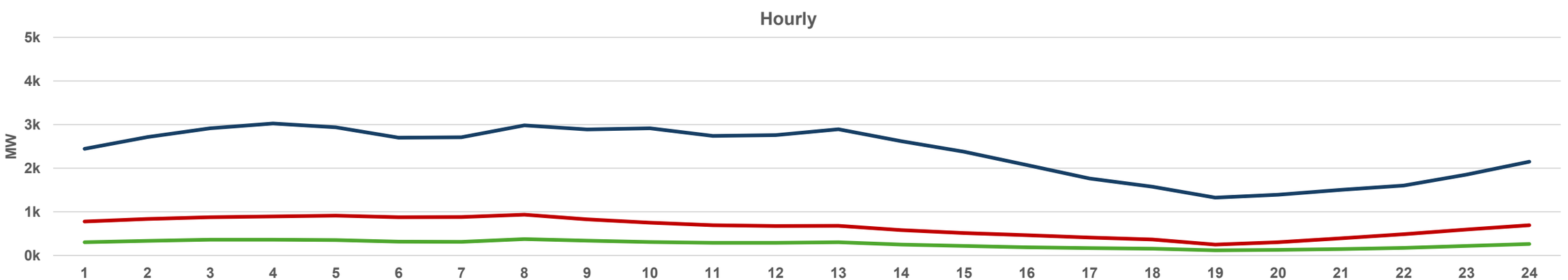

PUBLIC

MARKET OUTCOME

OUTAGE BY PLANT TYPE

26 February- 25 March 2026

Philippine Electricity Market Corporation

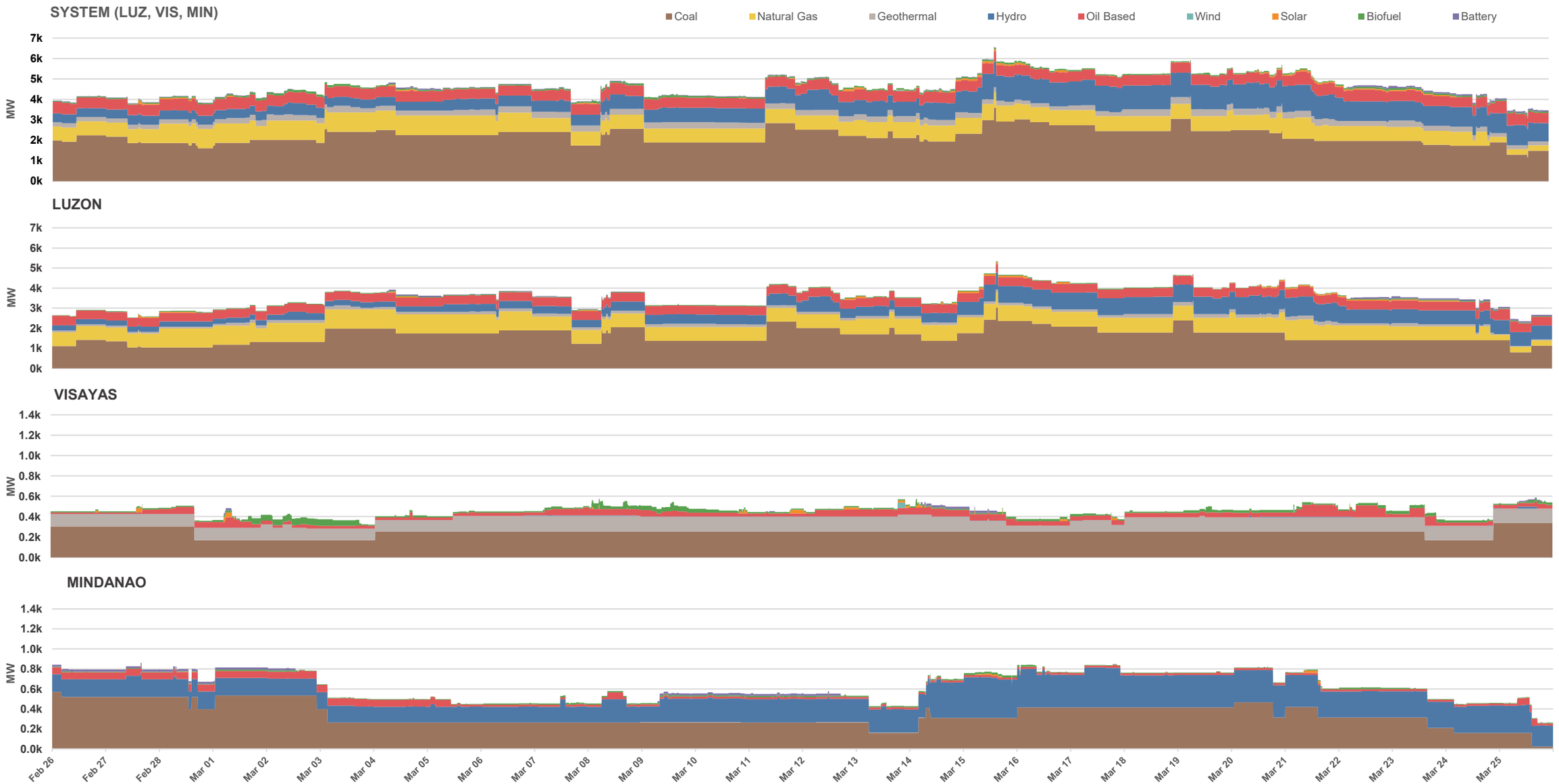

PUBLIC

MARKET OUTCOME

OUTAGE BY CATEGORY

26 February- 25 March 2026

Philippine Electricity Market Corporation

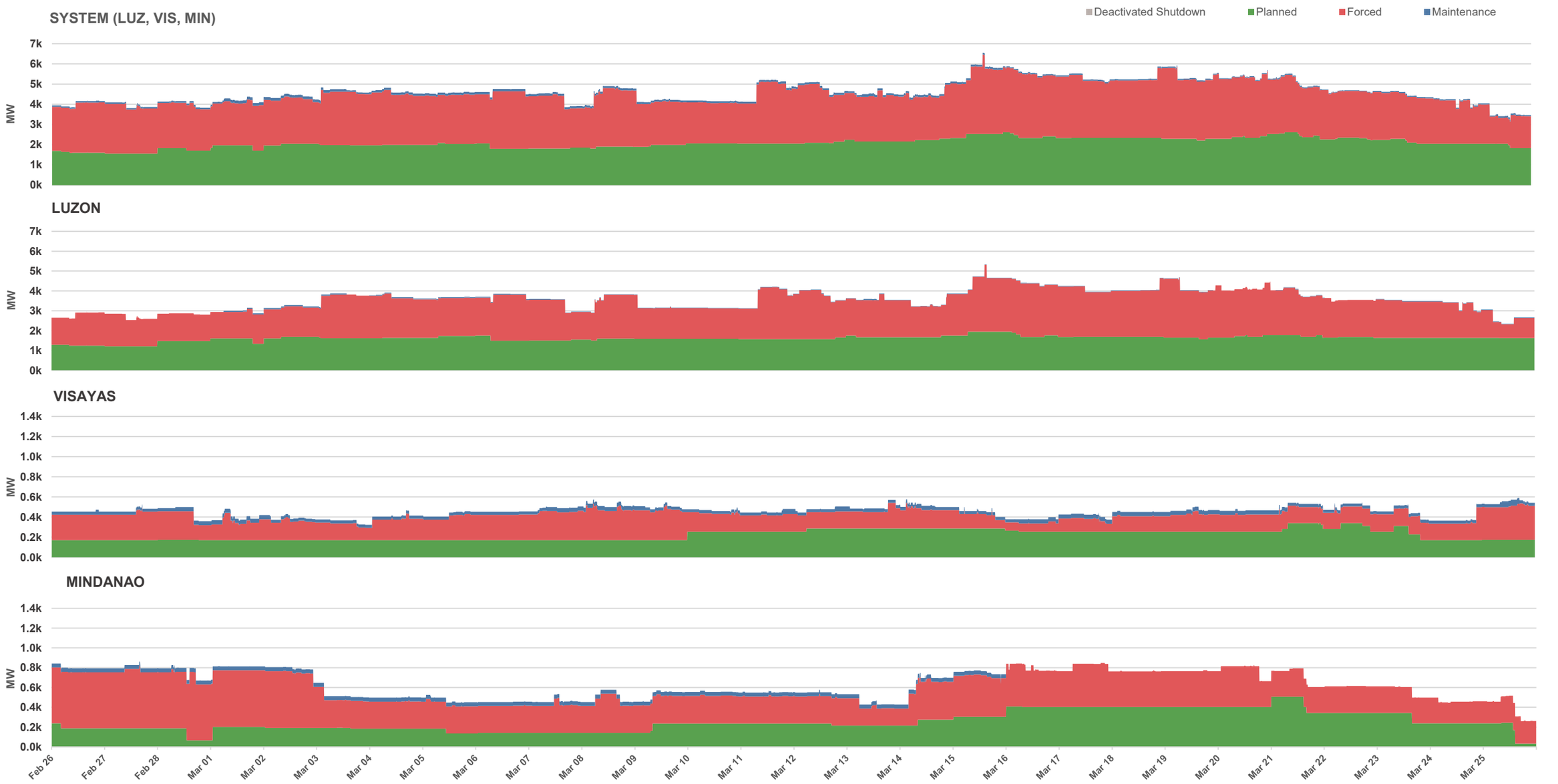

PUBLIC

MARKET OUTCOME
OUTAGE SUMMARY
26 February- 25 March 2026

Philippine Electricity Market Corporation

System

Particulars	Min		Max		Ave	Month-on-Month %Change
	(in MW)	Date and time Interval	(in MW)	Date and time Interval	(in MW)	
Coal	1,164.10	3/25/2026 14:30	3,587.20	3/15/2026 14:50	2,198.89	10.00%▼
Natural Gas	265.00	3/24/2026 13:50	1,041.60	3/21/2026 0:10	760.46	8.25%▼
Geothermal	185.09	3/15/2026 19:35	386.50	3/19/2026 7:00	263.81	91.17%▲
Hydro	431.95	3/2/2026 0:45	1,294.80	3/20/2026 8:25	792.33	61.98%▲
Oil Based	475.80	3/5/2026 10:40	661.70	3/21/2026 8:05	520.39	0.40%▲
Wind	52.90	2/26/2026 0:05	52.90	3/13/2026 19:05	52.90	5.18%▼
Solar	2.20	2/26/2026 0:05	145.70	2/27/2026 14:30	55.02	55.78%▼
Biofuel	39.20	3/19/2026 0:05	136.30	3/9/2026 14:05	67.60	31.47%▲
Battery Storage	20.00	3/2/2026 13:05	114.00	3/23/2026 0:05	32.81	14.71%▼

Luzon

Particulars	Min		Max		Ave	Month-on-Month %Change
	(in MW)	Date and time Interval	(in MW)	Date and time Interval	(in MW)	
Coal	802.00	3/25/2026 5:15	3,024.60	3/15/2026 14:50	1,617.96	4.93%▼
Natural Gas	265.00	3/24/2026 13:50	1,041.60	3/21/2026 0:10	760.46	8.25%▼
Geothermal	45.33	3/24/2026 15:50	245.93	3/19/2026 7:00	130.33	178.48%▲
Hydro	260.10	2/26/2026 0:05	953.10	3/20/2026 8:05	548.19	65.86%▲
Oil Based	430.00	2/26/2026 8:05	542.50	3/24/2026 23:55	436.89	5.62%▼
Wind						
Solar	2.20	2/26/2026 0:05	105.20	2/27/2026 14:30	55.28	58.68%▼
Biofuel	21.60	3/19/2026 0:05	46.70	2/28/2026 5:20	35.99	36.83%▲
Battery Storage	20.00	2/26/2026 0:05	114.00	3/23/2026 0:05	45.95	18.13%▲

Visayas

Particulars	Min		Max		Ave	Month-on-Month %Change
	(in MW)	Date and time Interval	(in MW)	Date and time Interval	(in MW)	
Coal	169.00	2/28/2026 16:25	338.00	3/24/2026 21:35	246.67	49.79%▼
Natural Gas						
Geothermal	59.16	3/15/2026 19:35	166.46	3/13/2026 19:05	132.98	45.82%▲
Hydro	0.90	2/26/2026 0:05	18.90	3/20/2026 8:25	1.85	74.48%▼
Oil Based	15.00	2/26/2026 0:05	129.90	3/21/2026 12:15	48.13	114.16%▲
Wind	52.90	2/26/2026 0:05	52.90	3/13/2026 19:05	52.90	7.07%▲
Solar	14.50	2/26/2026 0:05	48.00	3/1/2026 5:30	26.94	12.90%▲
Biofuel	11.90	2/26/2026 0:05	86.10	3/9/2026 14:05	22.14	26.41%▲
Battery Storage	10.00	2/26/2026 0:05	20.00	3/1/2026 5:35	17.44	

Mindanao

Particulars	Min		Max		Ave	Month-on-Month %Change
	(in MW)	Date and time Interval	(in MW)	Date and time Interval	(in MW)	
Coal	24.10	3/25/2026 14:30	569.90	2/26/2026 0:05	334.26	33.60%▲
Natural Gas						
Geothermal	3.60	2/26/2026 0:05	3.60	3/8/2026 23:25	3.60	
Hydro	157.20	3/3/2026 23:45	409.00	3/15/2026 7:05	242.29	60.05%▲
Oil Based	20.80	3/5/2026 10:40	84.60	3/2/2026 14:50	35.37	7.44%▲
Wind						
Solar	5.00	2/26/2026 0:05	24.00	3/21/2026 8:20	13.22	34.09%▲
Biofuel	5.70	3/2/2026 16:20	19.70	3/11/2026 0:50	9.47	22.89%▲
Battery Storage	20.00	3/2/2026 13:05	20.00	2/26/2026 0:05	20.00	

System

Particulars	Min		Max		Ave	Month-on-Month %Change
	(in MW)	Date and time Interval	(in MW)	Date and time Interval	(in MW)	
Planned	1,562.90	2/27/2026 0:05	2,616.00	3/21/2026 8:05	2,080.36	48.75%▲
Maintenance	30.00	3/22/2026 1:00	141.50	3/1/2026 6:05	83.04	81.63%▼
Forced	1,283.40	3/25/2026 9:05	3,934.49	3/15/2026 14:50	2,481.16	7.57%▼
Deactivated Shutdown						

Luzon

Particulars	Min		Max		Ave	Month-on-Month %Change
	(in MW)	Date and time Interval	(in MW)	Date and time Interval	(in MW)	
Planned	1,205.40	2/27/2026 0:05	1,939.20	3/15/2026 7:20	1,609.09	64.59%▲
Maintenance	20.00	2/26/2026 0:05	60.00	3/1/2026 6:05	28.55	93.44%▼
Forced	691.13	3/25/2026 9:05	3,371.83	3/15/2026 14:50	1,929.76	7.13%▼
Deactivated Shutdown						

Visayas

Particulars	Min		Max		Ave	Month-on-Month %Change
	(in MW)	Date and time Interval	(in MW)	Date and time Interval	(in MW)	
Planned	169.00	2/26/2026 0:05	339.00	3/21/2026 8:05	219.47	4.95%▼
Maintenance	30.00	2/26/2026 0:05	58.00	3/25/2026 9:05	34.70	11.30%▼
Forced	79.81	3/17/2026 21:55	373.71	3/8/2026 5:40	200.78	44.67%▼
Deactivated Shutdown						

Mindanao

Particulars	Min		Max		Ave	Month-on-Month %Change
	(in MW)	Date and time Interval	(in MW)	Date and time Interval	(in MW)	
Planned	33.50	3/25/2026 14:30	508.00	3/21/2026 0:05	251.80	32.50%▲
Maintenance	40.00	3/16/2026 0:05	40.00	2/26/2026 0:05	40.00	2.04%▼
Forced	171.40	3/13/2026 5:40	691.70	2/28/2026 14:30	350.62	43.94%▲
Deactivated Shutdown						

PUBLIC

MARKET OUTCOME
MARKET PRICE

26 February- 25 March 2026

Philippine Electricity Market Corporation

SYSTEM (LUZ, VIS, MIN)

Min		Max		Ave	Month-on-Month % Change
(PHP/MWh)	Date and time Interval	(PHP/MWh)	Date and time Interval	(PHP/MWh)	
-10,208.45	3/14/2026 12:45	31,034.24	3/5/2026 18:35	4,584.85	26.40%▲

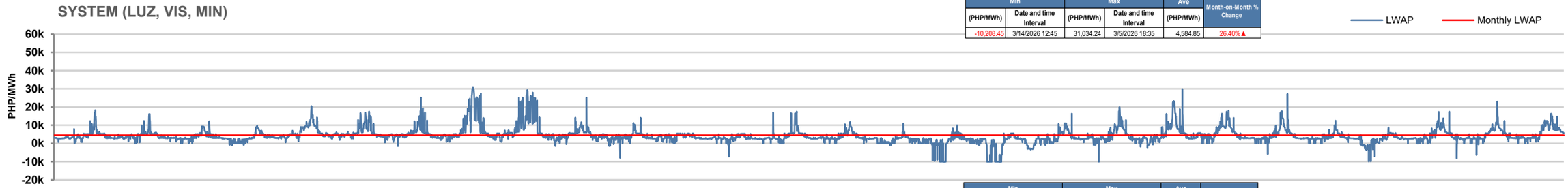

LUZON

Min		Max		Ave	Month-on-Month % Change
(PHP/MWh)	Date and time Interval	(PHP/MWh)	Date and time Interval	(PHP/MWh)	
-10,200.71	3/15/2026 13:30	33,320.77	3/5/2026 18:35	4,331.56	57.91%▲

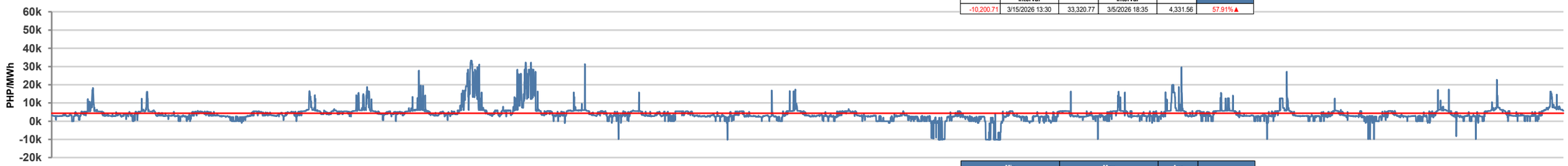

VISAYAS

Min		Max		Ave	Month-on-Month % Change
(PHP/MWh)	Date and time Interval	(PHP/MWh)	Date and time Interval	(PHP/MWh)	
-10,200.71	3/15/2026 13:30	32,911.61	3/5/2026 18:35	5,576.59	3.97%▼

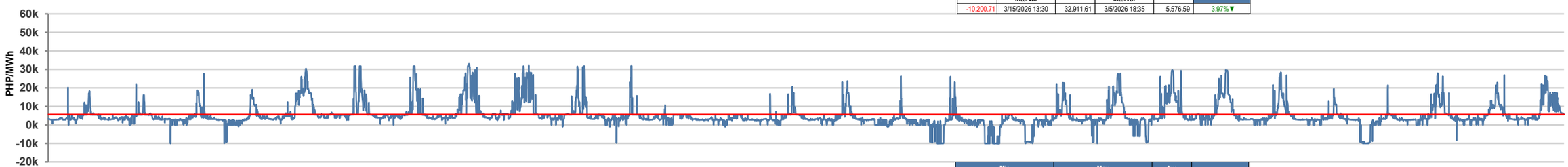

MINDANAO

Min		Max		Ave	Month-on-Month % Change
(PHP/MWh)	Date and time Interval	(PHP/MWh)	Date and time Interval	(PHP/MWh)	
-11,277.37	3/14/2026 12:45	32,263.33	3/2/2026 18:25	4,856.39	14.44%▼

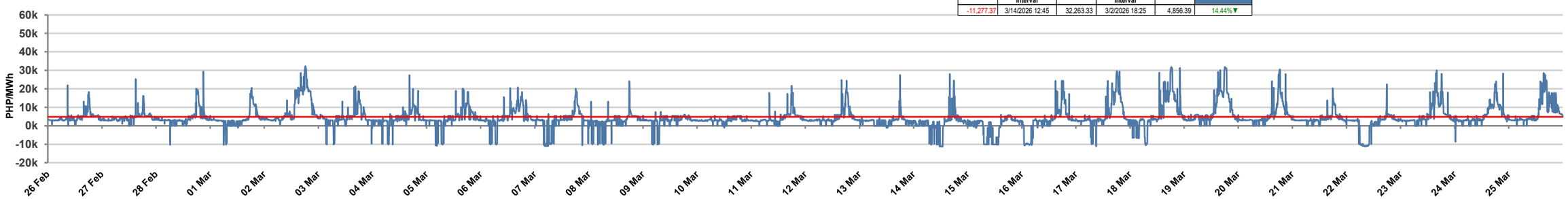

PUBLIC

MARKET OUTCOME
PRICING CONDITION

26 February- 25 March 2026

Philippine Electricity Market Corporation

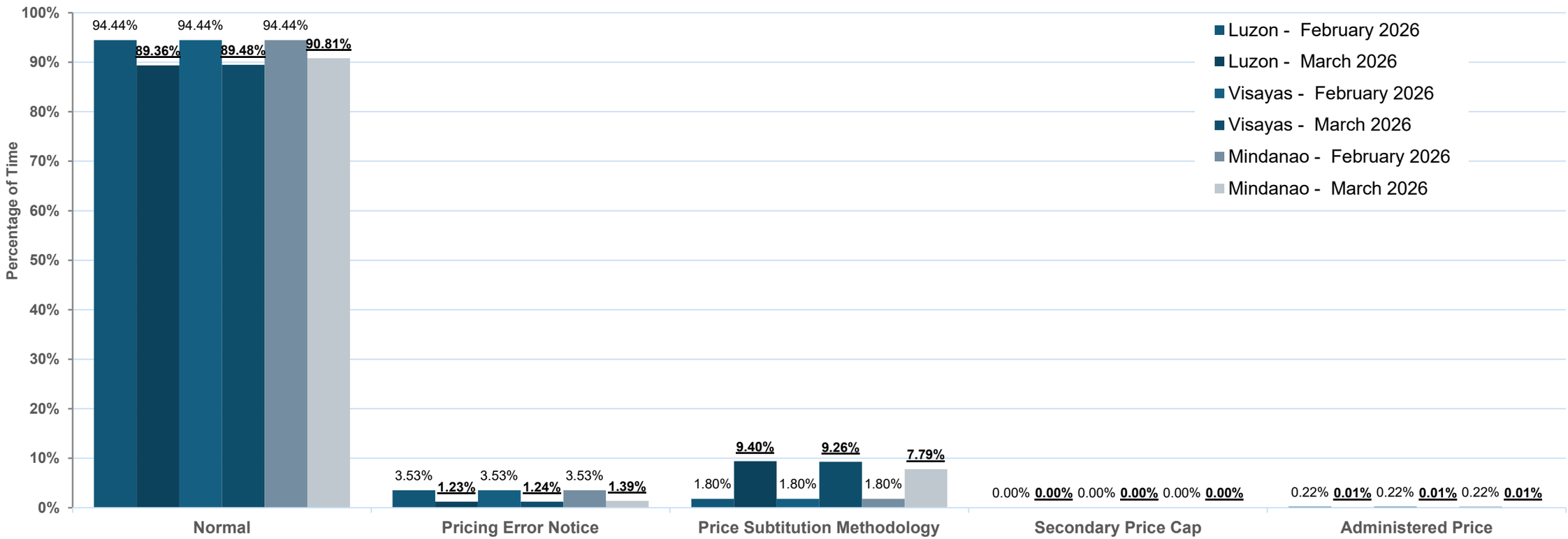

		Normal		Pricing Error Notice		Price Substitution Methodology		Secondary Price Cap		Administered Price	
Region/Grid	Billing Month	Count/Total No. of Trading Interval/s	%	Count/Total No. of Trading Interval/s	%	Count/Total No. of Trading Interval/s	%	Count/Total No. of Trading Interval/s	%	Count/Total No. of Trading Interval/s	%
Luzon	February 2026	8,432	94.44%	315	3.53%	161	1.80%	0	0.00%	20	0.22%
	March 2026	7,206	89.36%	99	1.23%	758	9.40%	0	0.00%	1	0.01%
Visayas	February 2026	8,432	94.44%	315	3.53%	161	1.80%	0	0.00%	20	0.22%
	March 2026	7,216	89.48%	100	1.24%	747	9.26%	0	0.00%	1	0.01%
Mindanao	February 2026	8,432	94.44%	315	3.53%	161	1.80%	0	0.00%	20	0.22%
	March 2026	7,323	90.81%	112	1.39%	628	7.79%	0	0.00%	1	0.01%

PUBLIC

MARKET OUTCOME
SPOT EXPOSURE

26 February- 25 March 2026

Philippine Electricity Market Corporation

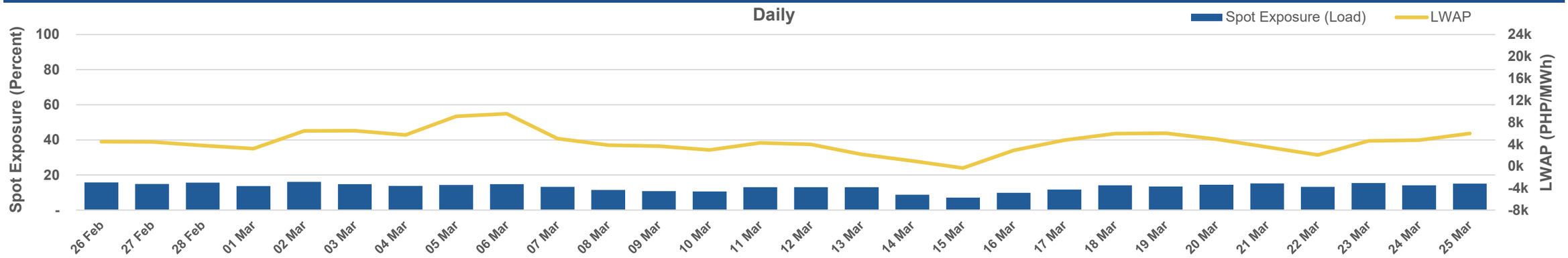

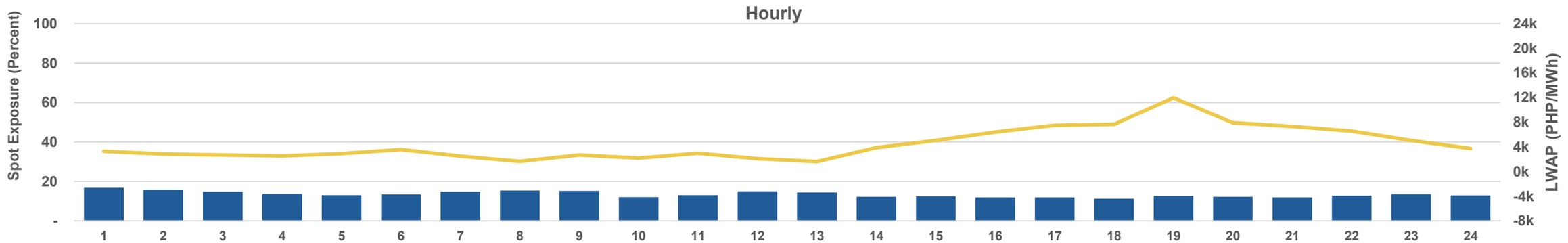

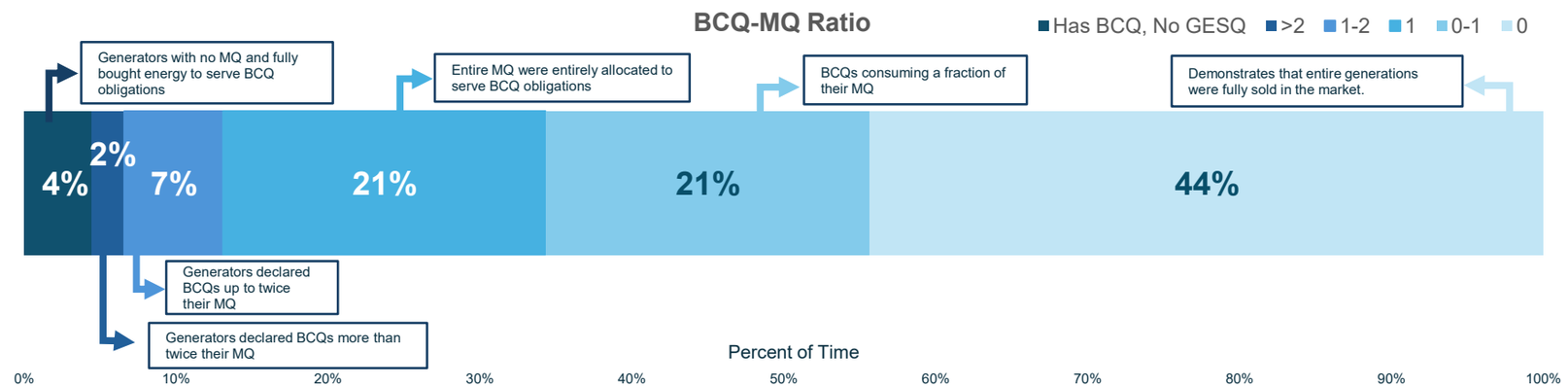

Legend	% of Time	Remarks
Has BCQ, No GESQ	4%	Generators with no MQ and fully bought energy to serve BCQ obligations
>2	2%	Generators declared BCQs more than twice their MQ
1-2	7%	Generators declared BCQs up to twice their MQ
1	21%	Entire MQ were entirely allocated to serve BCQ obligations
0-1	21%	BCQs consuming a fraction of their MQ
0	44%	Demonstrates that entire generations were fully sold in the market.

Note: The graph is derived from the occurrences of the BCQ-MQ ratio over time per generator trading interval.

PUBLIC

MARKET OUTCOME
STRUCTURAL COMPETITION
26 February- 25 March 2026

Philippine Electricity Market Corporation

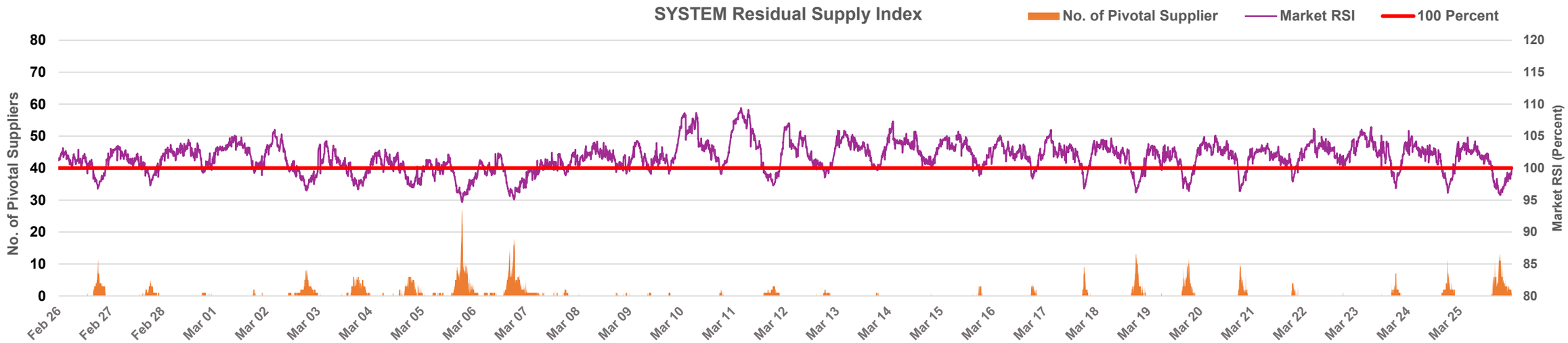

RSI		Price (PHP/MWh)	Time Interval
Max	109.45	1.01	3/11/2026 3:40
Min	94.66	31,034.24	3/5/2026 18:35

Price (PHP/MWh)		RSI	Time Interval
Max	31,034.24	94.66	3/5/2026 18:35
Min	-10,208.45	105.16	3/14/2026 12:45

Pivotal Supplier		Time Interval
Max	27	3/5/2026 18:35

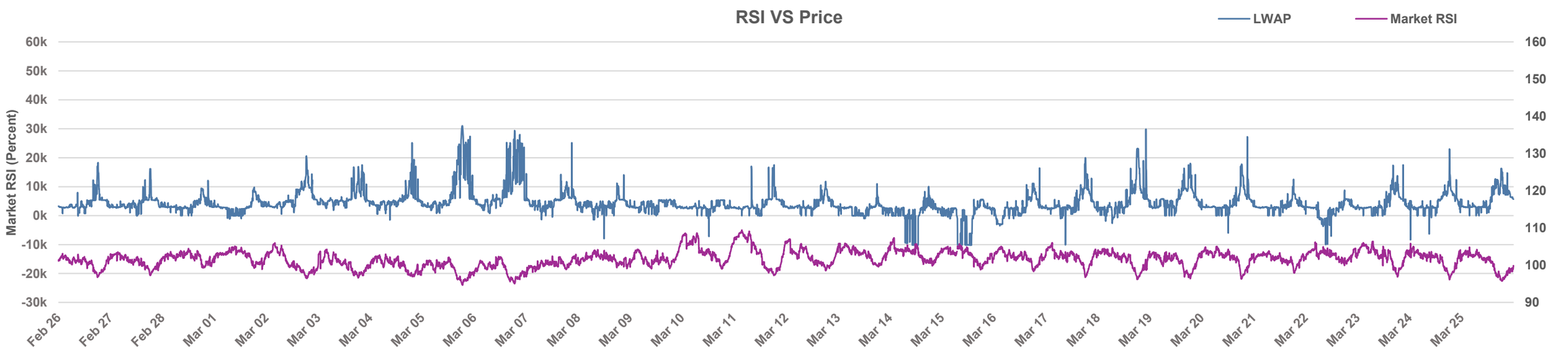

PUBLIC

MARKET OUTCOME
STRUCTURAL COMPETITION
26 February- 25 March 2026

Philippine Electricity Market Corporation

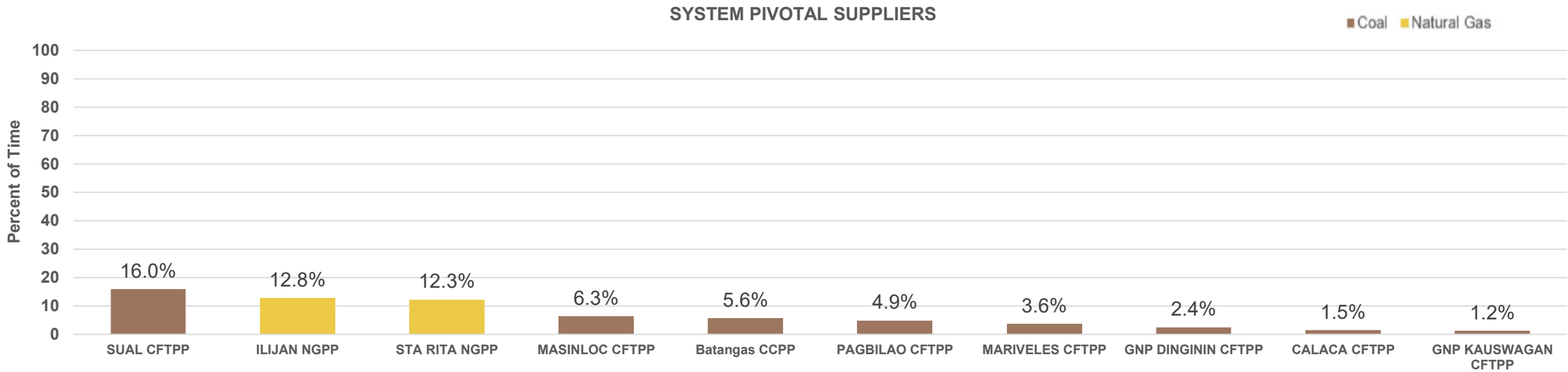

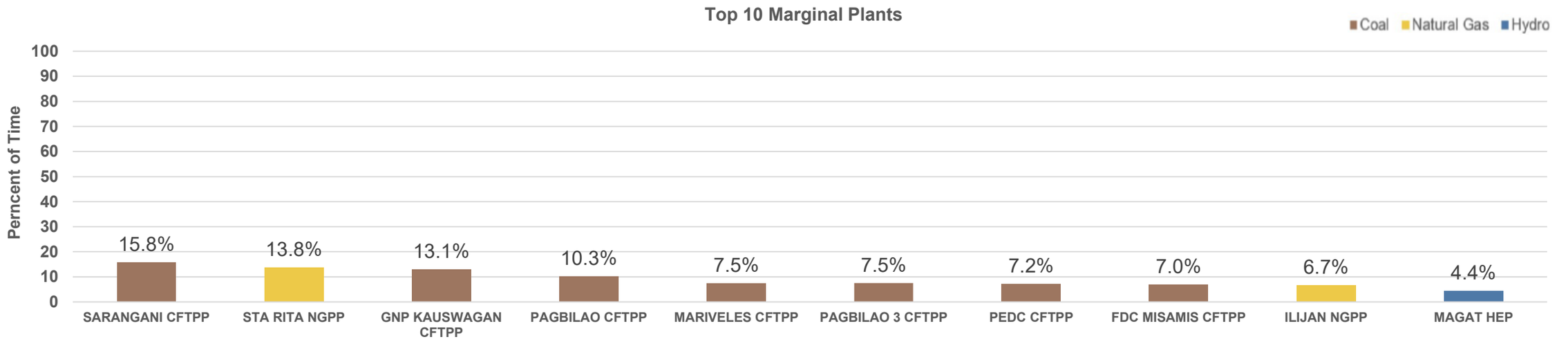

PUBLIC

MARKET OUTCOME
OFFERS
26 February- 25 March 2026

Philippine Electricity Market Corporation

BATTERY

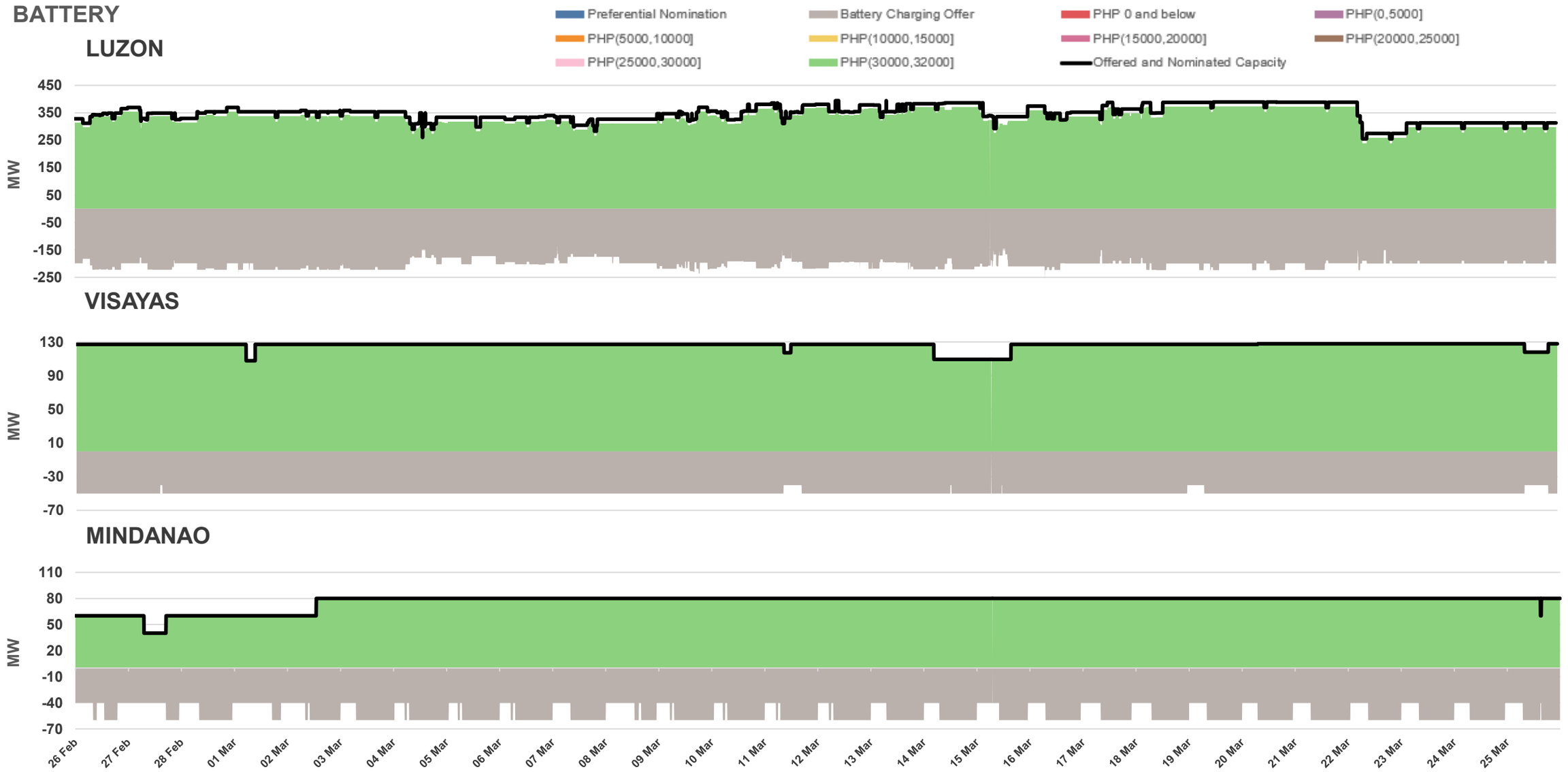

PUBLIC

MARKET OUTCOME
OFFERS

26 February- 25 March 2026

Philippine Electricity Market Corporation

COAL

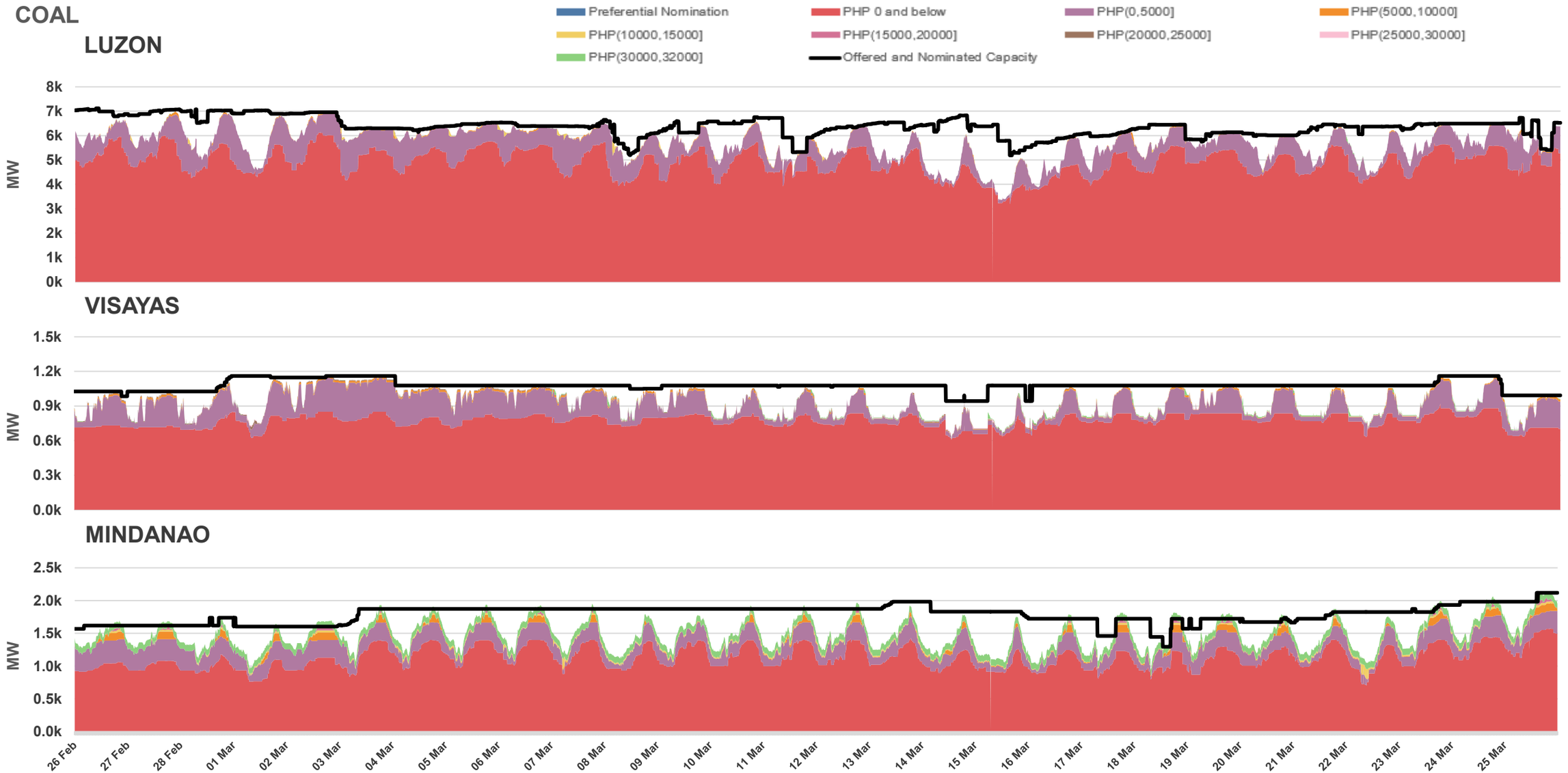

PUBLIC

MARKET OUTCOME
OFFERS
26 February- 25 March 2026

Philippine Electricity Market Corporation

HYDRO

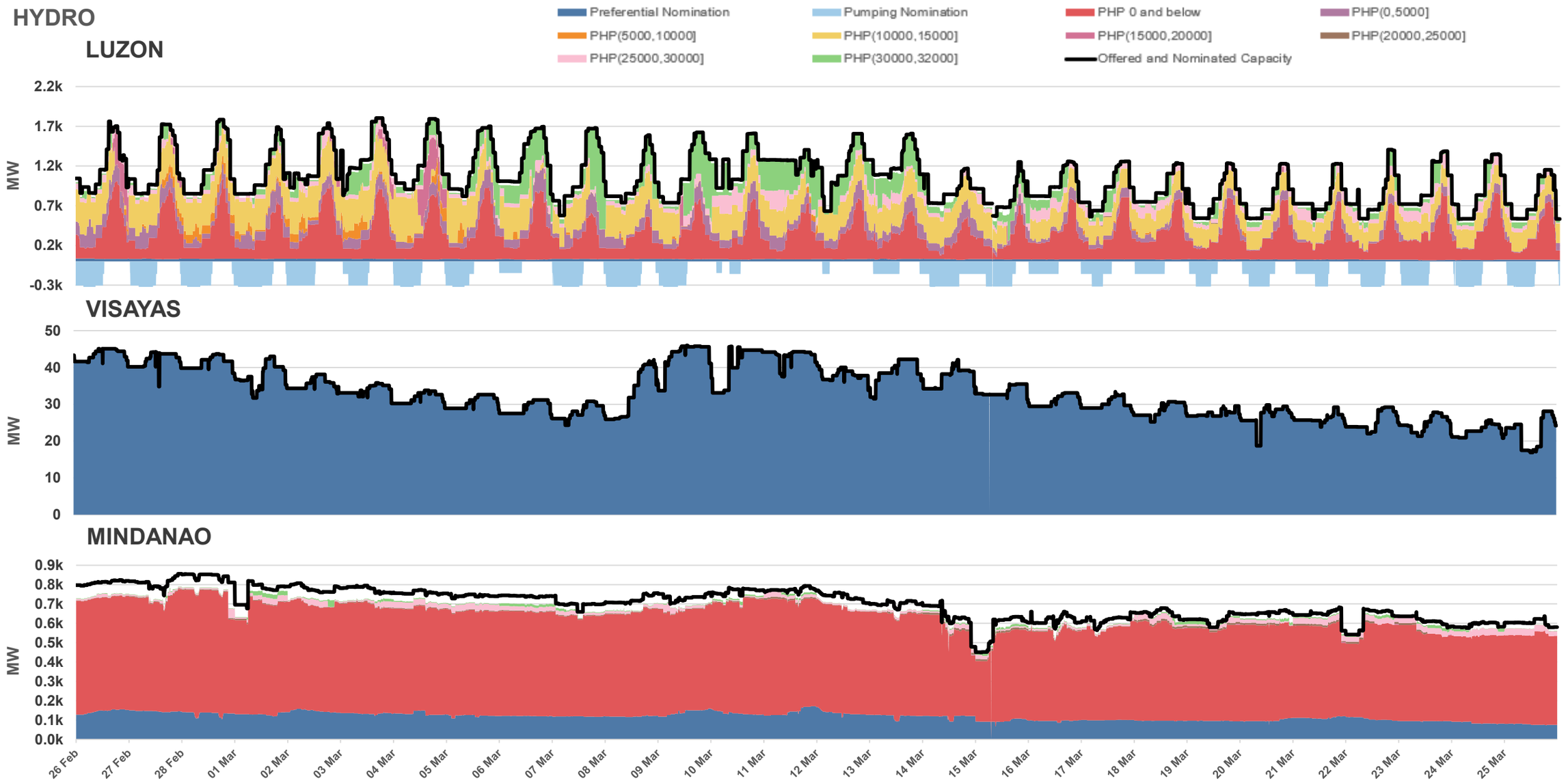

PUBLIC

MARKET OUTCOME

OFFERS

26 February- 25 March 2026

Philippine Electricity Market Corporation

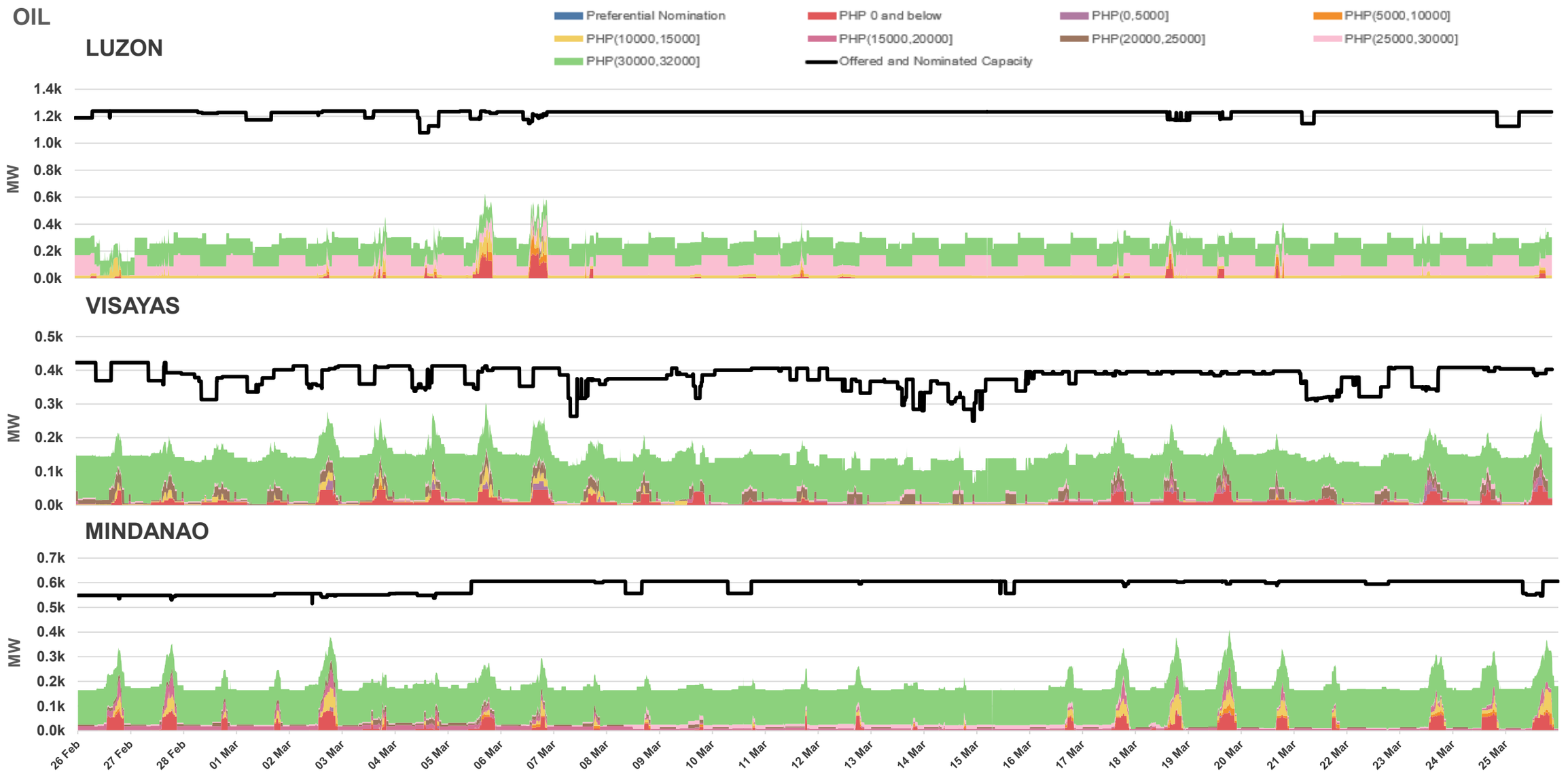

PUBLIC

RESERVE MARKET

AT A GLANCE

26 February- 25 March 2026

Reserve Total Registered Capacity (in MW)

5,779.00

18.40% of the total Registered Capacity

Previous Month: 5,709.80

1.21% ▲

		LUZON		VISAYAS		MINDANAO	
		Max Registered Capacity per Reserve Category (in MW)	Average Price (in PHP/MWh)	Max Registered Capacity per Reserve Category (in MW)	Average Price (in PHP/MWh)	Max Registered Capacity per Reserve Category (in MW)	Average Price (in PHP/MWh)
Regulating	Up	3,720.80	10,159.29	575.00	15,110.03	508.98	23,579.94
	Down		10,829.80		19,377.23		23,339.92
Contingency		3,304.00	5,824.68	559.50	9,866.04	840.18	2,690.82
Dispatchable		2,837.00	894.94	415.00	3,379.75	947.70	6.03

PUBLIC

MARKET OUTCOME
RESERVE MARKET

26 February- 25 March 2026

Philippine Electricity Market Corporation

LUZON - REGULATING UP

Requirement and Schedule

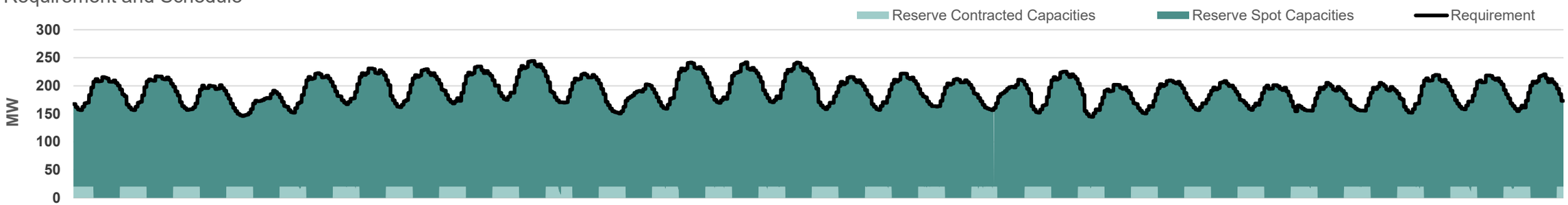

Offers

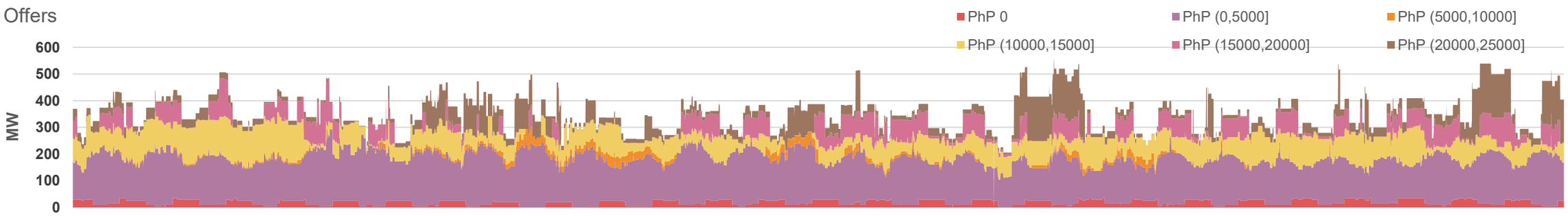

Price

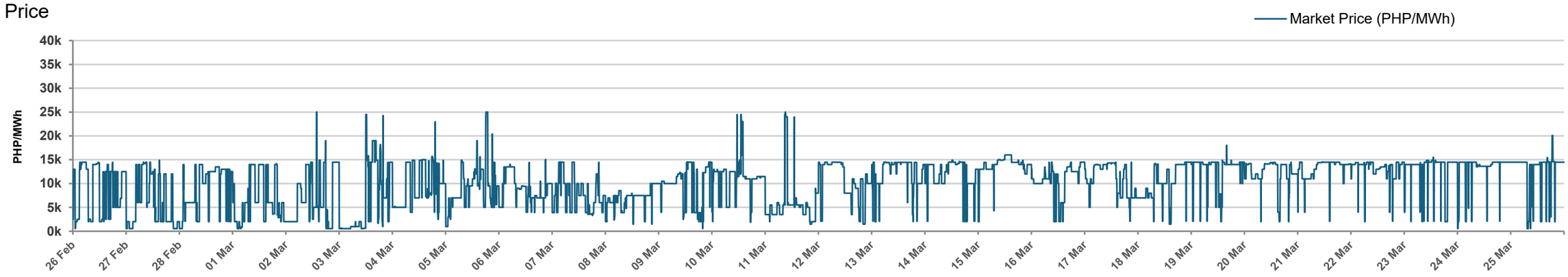

PUBLIC

MARKET OUTCOME
RESERVE MARKET

26 February- 25 March 2026

Philippine Electricity Market Corporation

LUZON - REGULATING DOWN

Requirement and Schedule

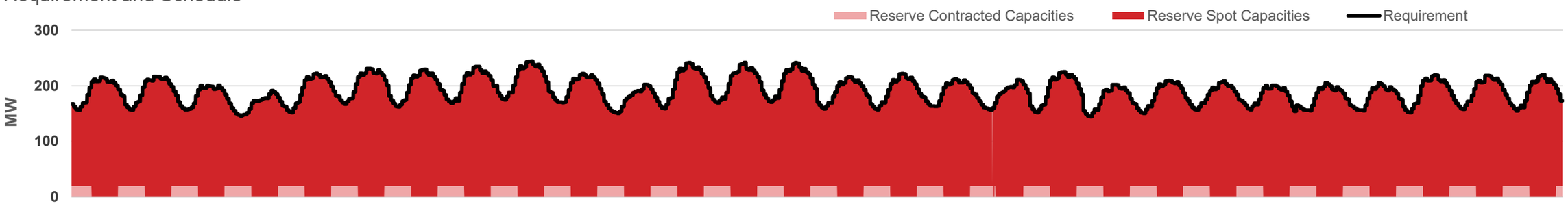

Offers

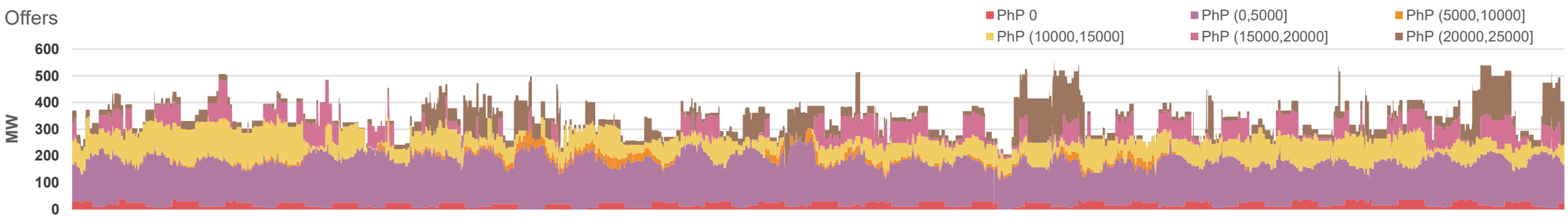

Price

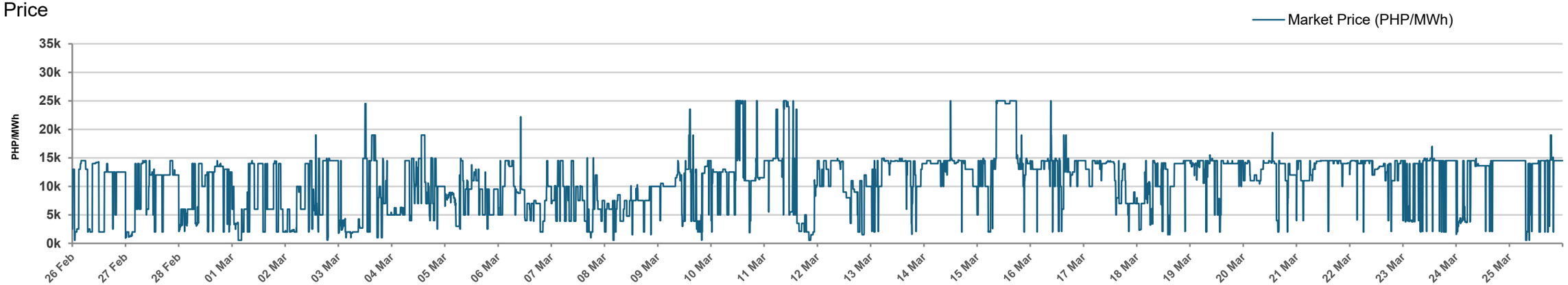

PUBLIC

MARKET OUTCOME
RESERVE MARKET

26 February- 25 March 2026

Philippine Electricity Market Corporation

LUZON - CONTINGENCY

Requirement and Schedule

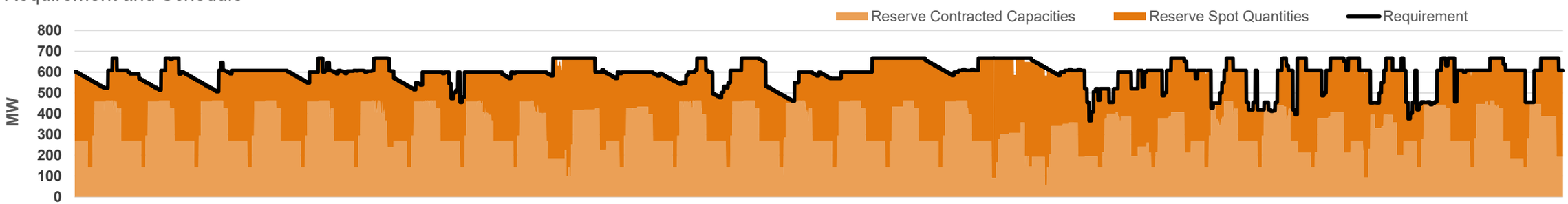

Offers

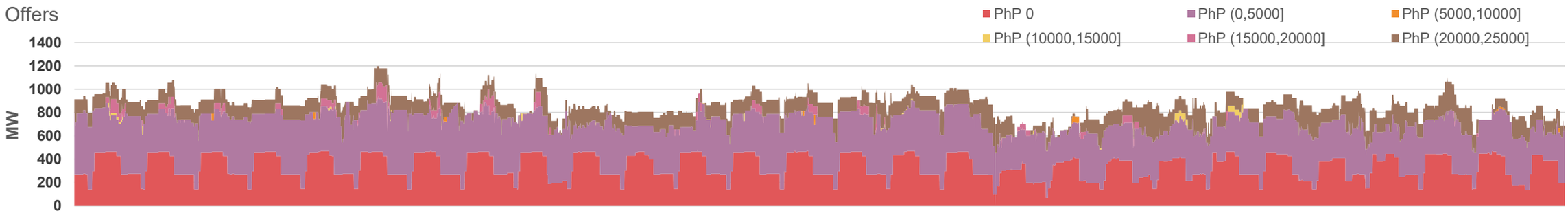

Price

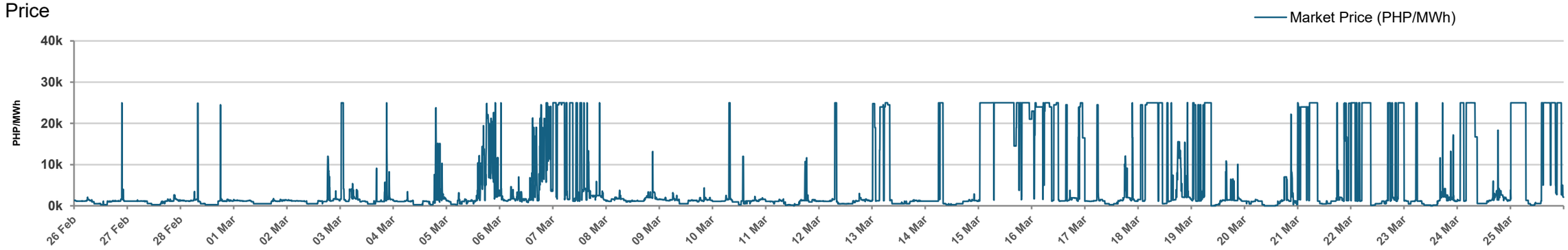

PUBLIC

MARKET OUTCOME
RESERVE MARKET

26 February- 25 March 2026

Philippine Electricity Market Corporation

LUZON - DISPATCHABLE

Requirement and Schedule

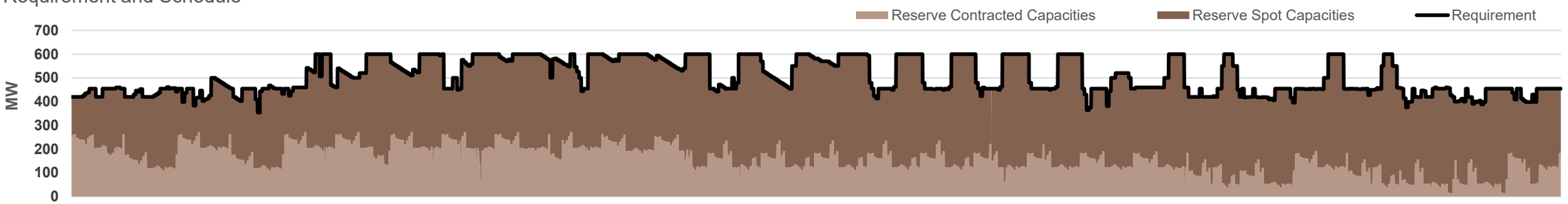

Offers

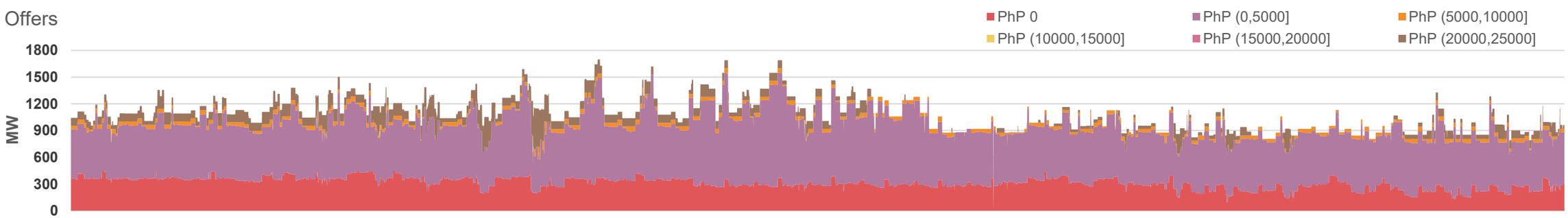

Price

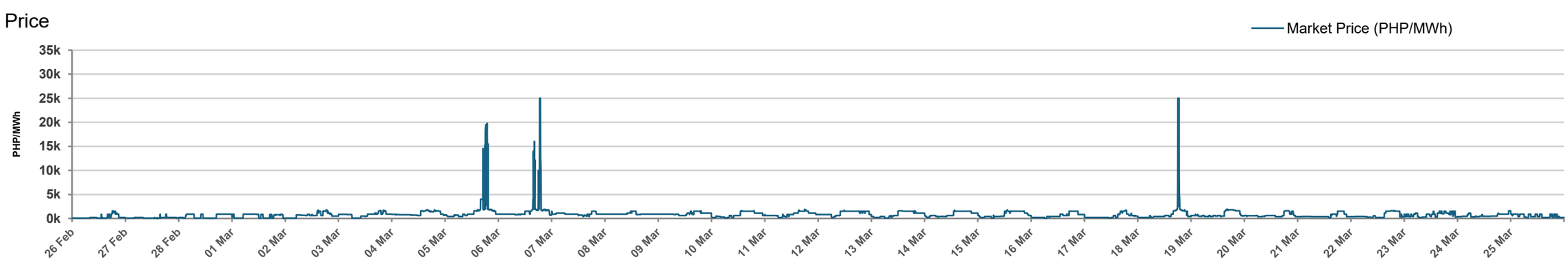

PUBLIC

MARKET OUTCOME
RESERVE MARKET

26 February- 25 March 2026

Philippine Electricity Market Corporation

VISAYAS - REGULATING UP

Requirement and Schedule

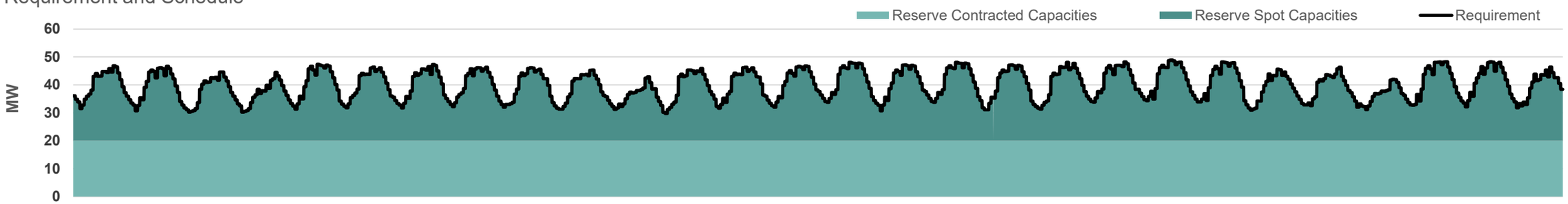

Offers

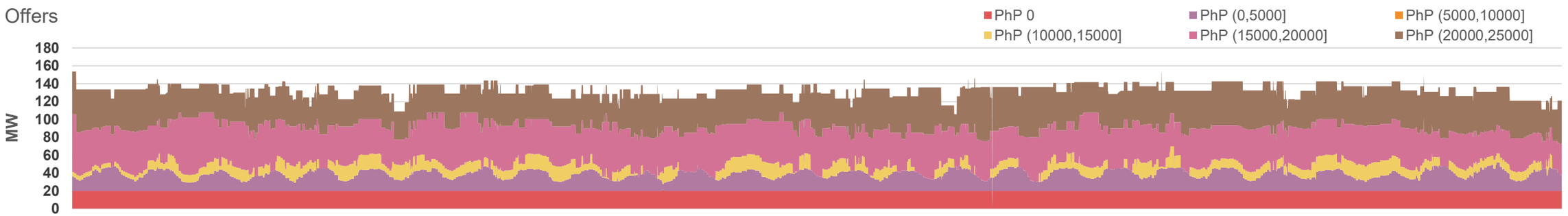

Price

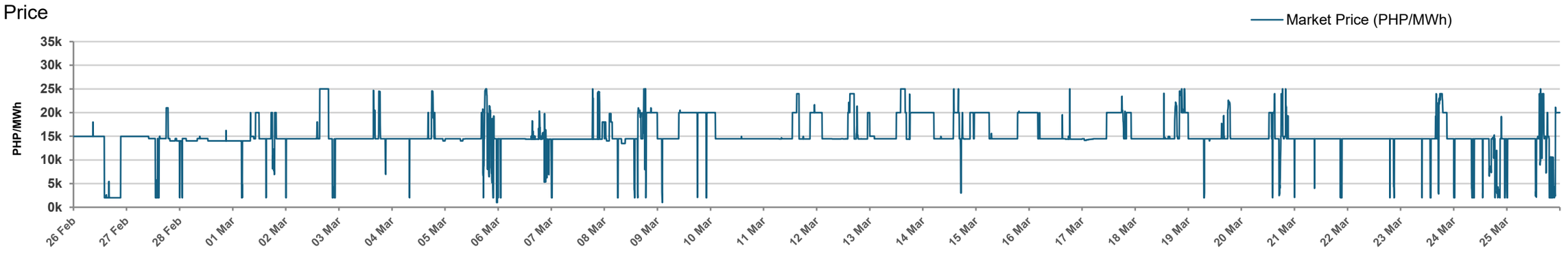

PUBLIC

MARKET OUTCOME
RESERVE MARKET

26 February- 25 March 2026

Philippine Electricity Market Corporation

VISAYAS - REGULATING DOWN

Requirement and Schedule

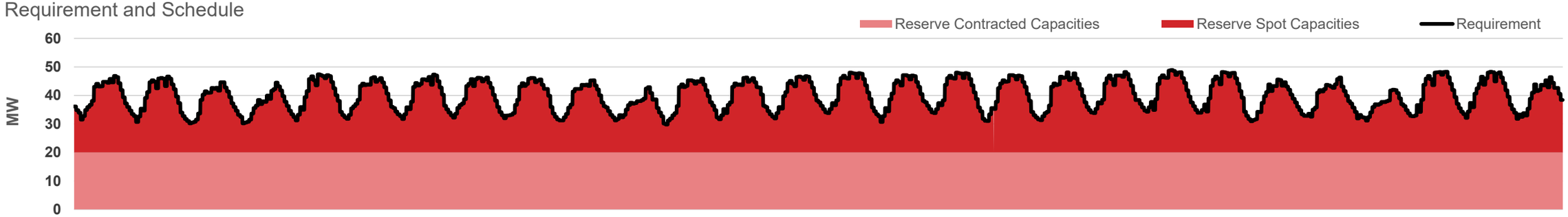

Offers

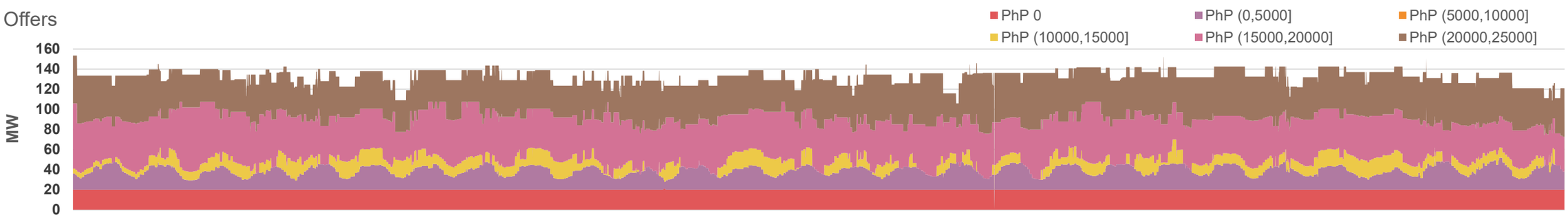

Price

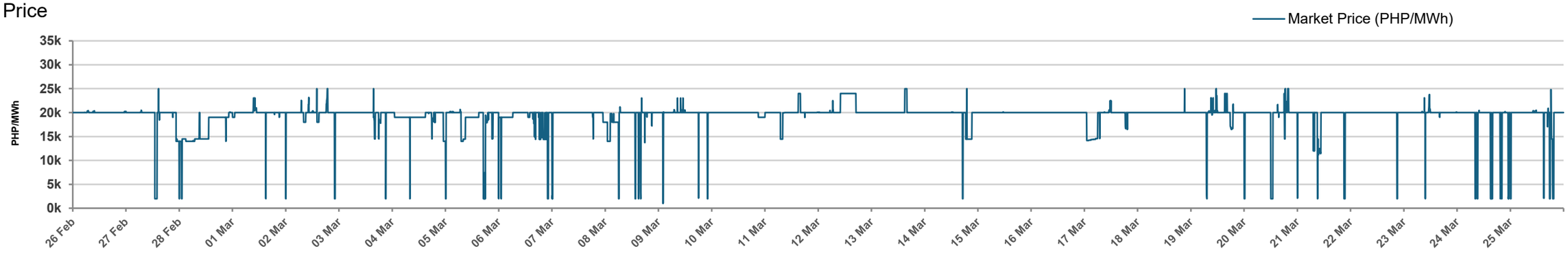

PUBLIC

MARKET OUTCOME
RESERVE MARKET

26 February- 25 March 2026

Philippine Electricity Market Corporation

VISAYAS - CONTINGENCY

Requirement and Schedule



Offers

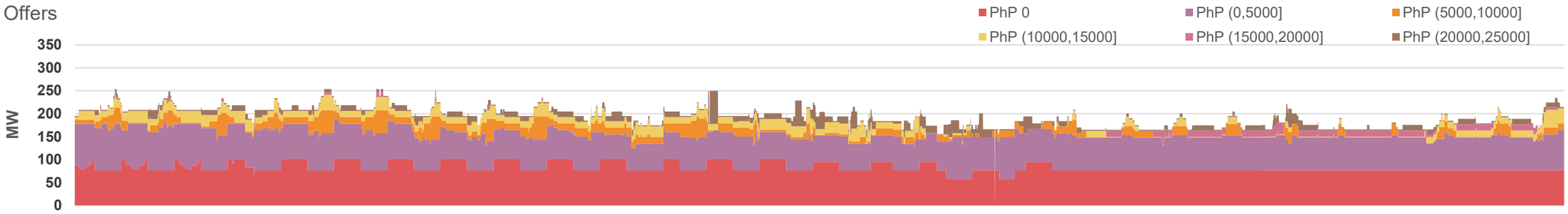

Price

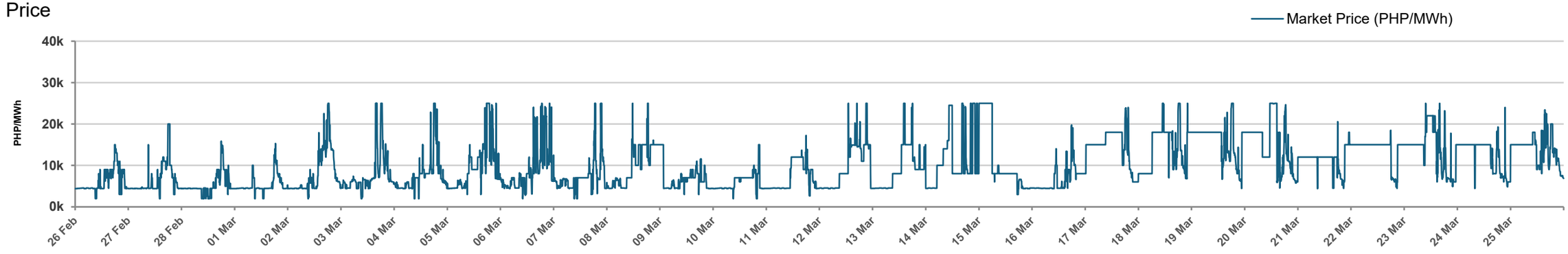

PUBLIC

MARKET OUTCOME
RESERVE MARKET

26 February- 25 March 2026

Philippine Electricity Market Corporation

VISAYAS - DISPATCHABLE

Requirement and Schedule

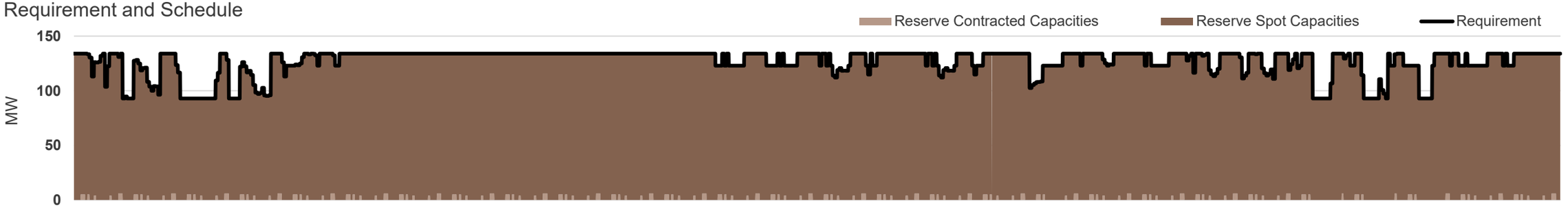

Offers

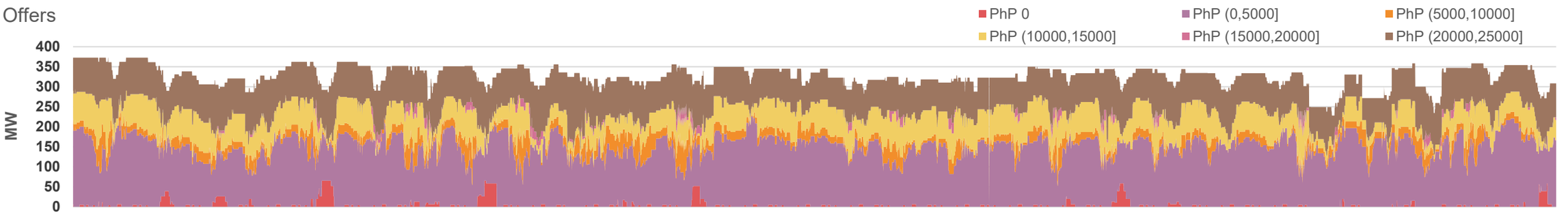

Price

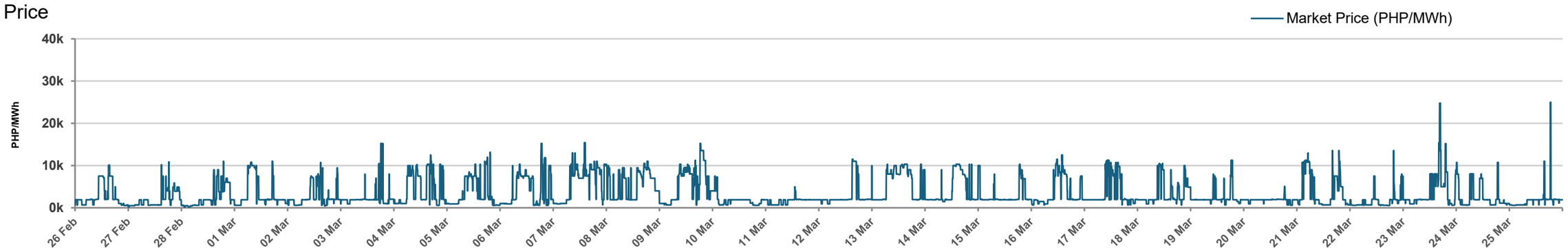

PUBLIC

MARKET OUTCOME
RESERVE MARKET

26 February- 25 March 2026

Philippine Electricity Market Corporation

MINDANAO - REGULATING UP

Requirement and Schedule

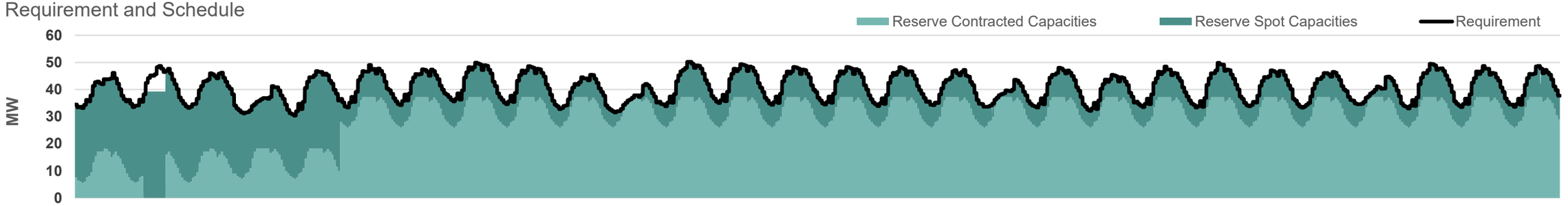

Offers

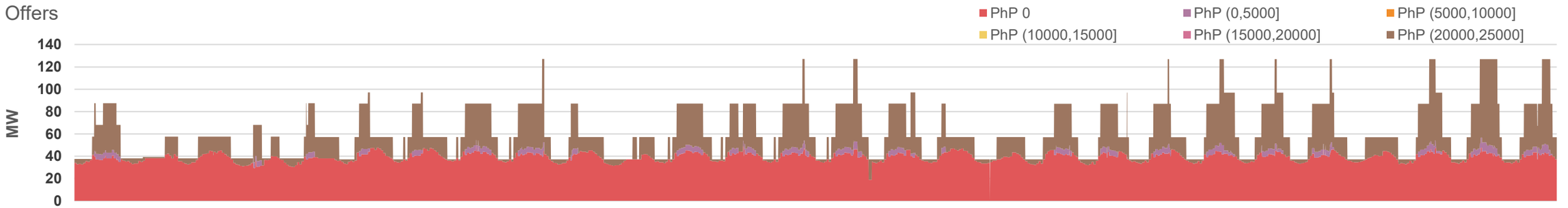

Price

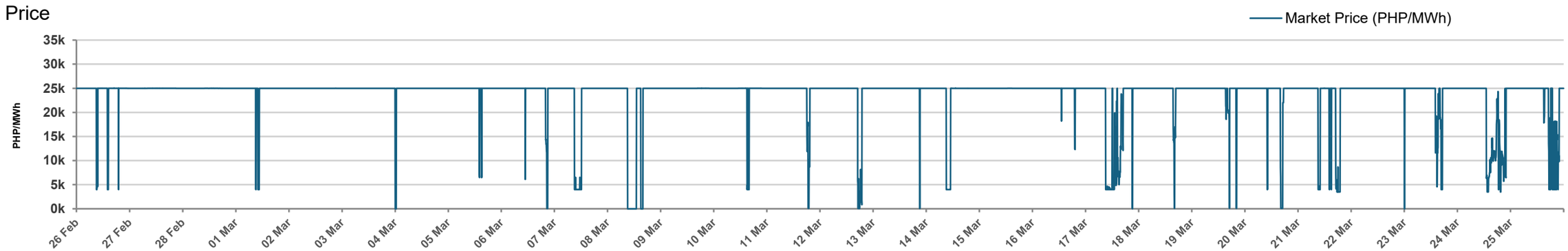

PUBLIC

MARKET OUTCOME
RESERVE MARKET

26 February- 25 March 2026

Philippine Electricity Market Corporation

MINDANAO - REGULATING DOWN

Requirement and Schedule

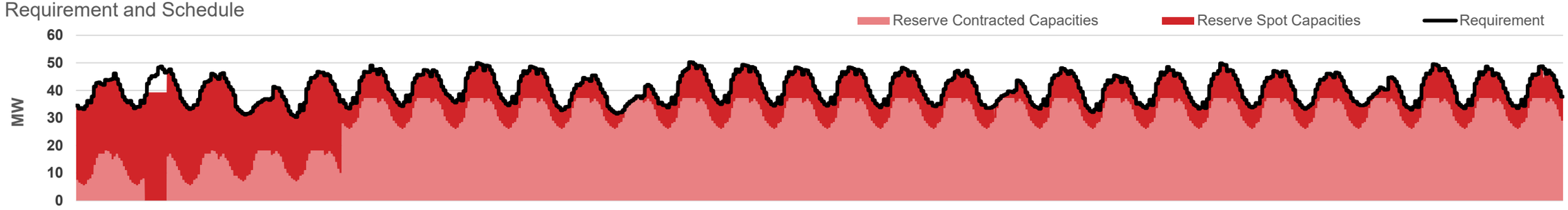

Offers

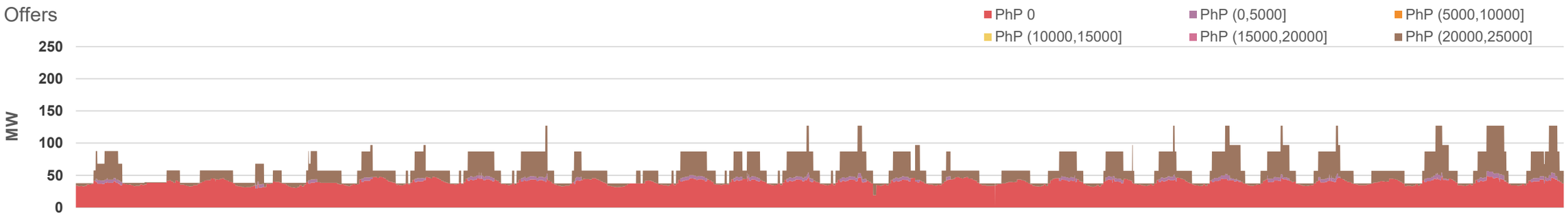

Price

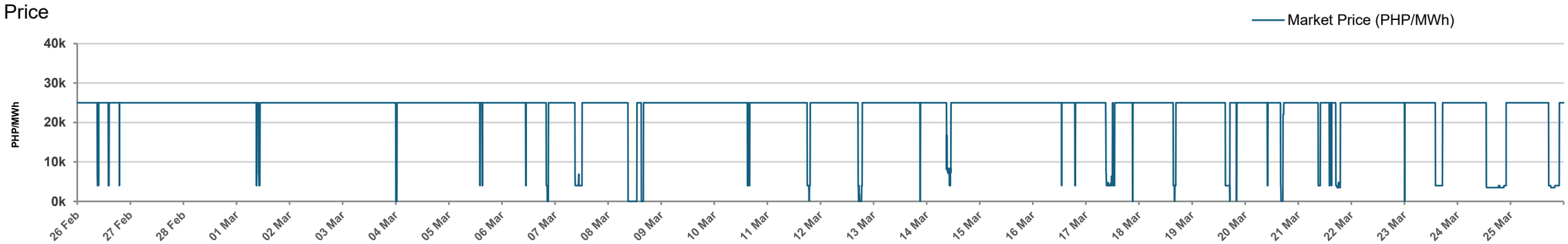

PUBLIC

MARKET OUTCOME
RESERVE MARKET

26 February- 25 March 2026

Philippine Electricity Market Corporation

MINDANAO - CONTINGENCY

Requirement and Schedule

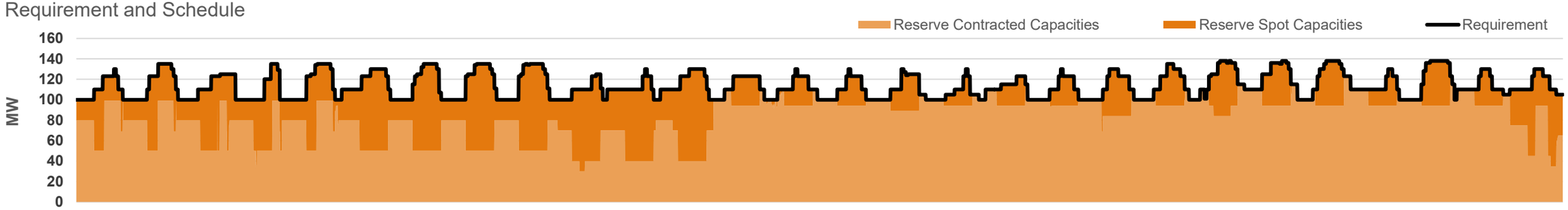

Offers

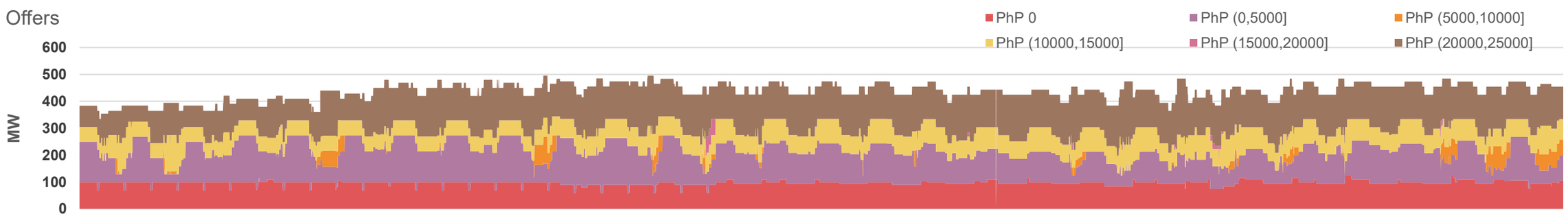

Price

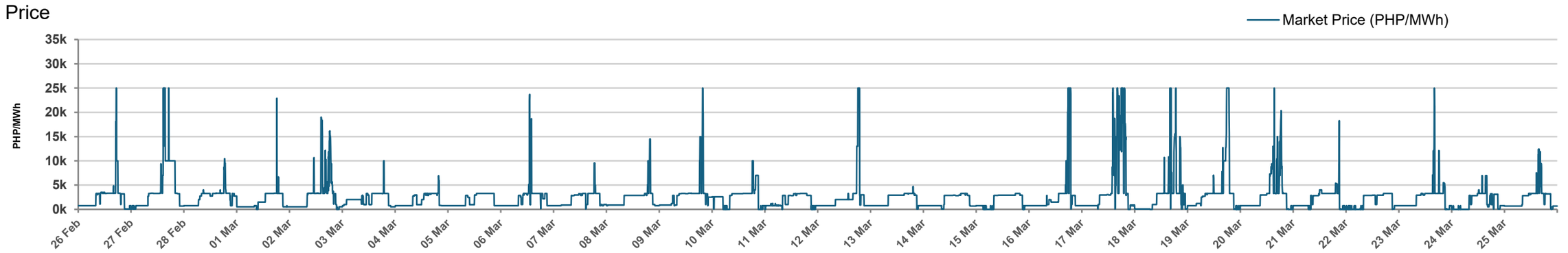

PUBLIC

MARKET OUTCOME
RESERVE MARKET

26 February- 25 March 2026

Philippine Electricity Market Corporation

MINDANAO - DISPATCHABLE

Requirement and Schedule

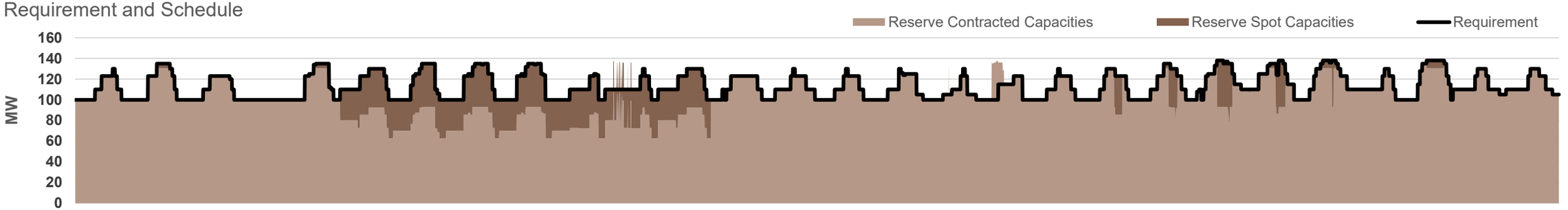

Offers

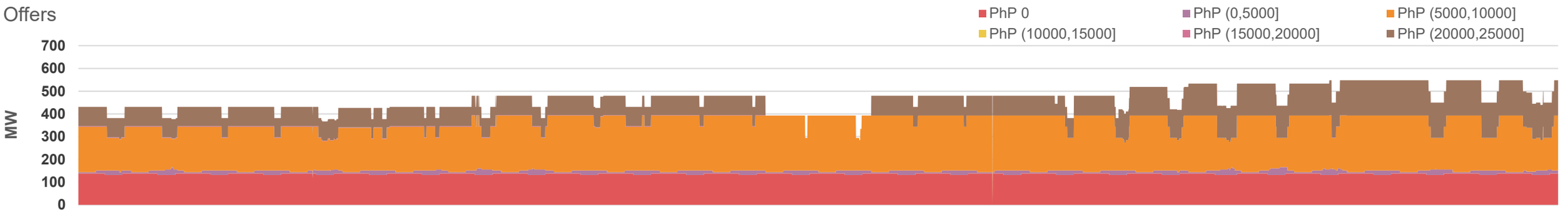

Price

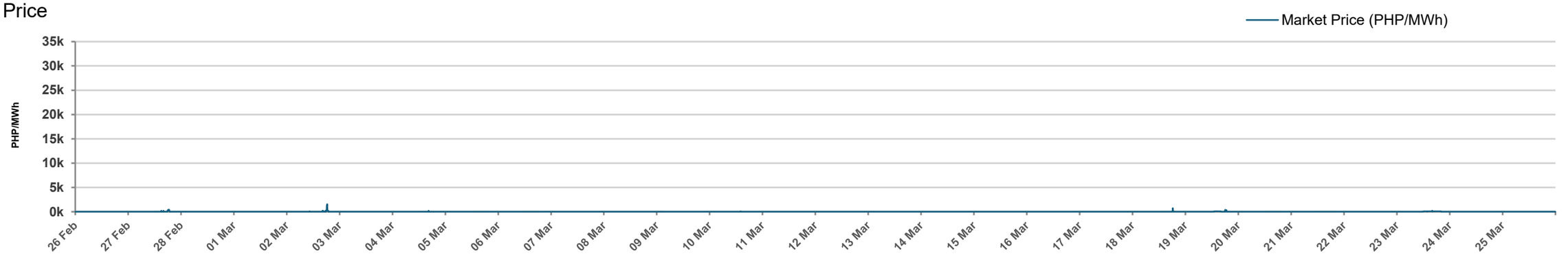

PUBLIC

MARKET OUTCOME
RESERVE MARKET

26 February- 25 March 2026

Philippine Electricity Market Corporation

Particulars	Reserve Schedule				Reserve Requirement Gap				Month-on-Month % Change	Market Price (in PHP/MWh)			Month-on-Month % Change
	Reserve Contracted Capacities		Reserve Spot Capacities										
	Average Capacity (in MW)	% Share	Average Capacity (in MW)	% Share	Min (in MW)	Max (in MW)	(Total no. of Interval/s)	(% of Time)		Min	Max	Ave	
Regulating Up													
Luzon	9.92	5%	181.79	95%	0.90	0.90	5	0%	71.43%▼	550.00	25,000.00	10,159.29	2.84%▼
Visayas	20.00	50%	20.05	50%	0.05	0.05	612	8%	21.05%▲	1,000.00	25,000.00	15,110.03	12.56%▲
Mindanao	28.95	71%	11.76	29%	0.01	9.40	3,698	46%	4.68%▲	0.00	25,000.00	23,579.94	1.47%▼
Regulating Down													
Luzon	9.97	5%	181.74	95%	0.10	0.90	6	0%	66.67%▼	550.00	25,000.00	10,829.80	2.76%▲
Visayas	20.00	50%	20.04	50%	0.05	0.10	1,421	18%	121.08%▲	1,000.00	25,000.00	19,377.23	29.20%▲
Mindanao	28.95	71%	11.76	29%	0.01	9.40	3,700	46%	4.72%▲	0.00	25,000.00	23,339.92	2.18%▼
Contingency													
Luzon	330.10	56%	263.46	44%	0.10	81.60	143	2%	1006.25%▲	0.00	25,000.00	5,824.68	11.53%▼
Visayas	86.27	58%	63.68	42%	0.10	23.20	38	0%	34.29%▲	1,996.00	25,000.00	9,866.04	20.76%▲
Mindanao	83.24	73%	30.88	27%	0.10	0.10	26	0%	3.23%▲	0.00	25,000.00	2,690.82	5.17%▲
Dispatchable													
Luzon	159.84	32%	345.81	68%	0.10	0.10	22	0%	44.90%▼	0.00	25,000.00	894.94	242.49%▲
Visayas	1.40	1%	125.42	99%	0.02	0.20	747	9%	12.39%▼	200.00	25,000.00	3,379.75	27.50%▲
Mindanao	103.31	91%	10.42	9%	0.10	0.20	117	1%	56.97%▼	0.00	1,555.89	6.03	77.02%▼

PUBLIC

ANNEX
OUTAGE SUMMARY
26 February- 25 March 2026

Philippine Electricity Market Corporation

Plant Type	Plant/ Unit Name	Capacity (MW)	Date Out	Date In	Duration (Day/s)	Outage Type	Remarks
Luzon							
BAT	01CNCEP_BAT	50	3/22/2026 5:06	3/23/2026 4:01	1	Forced	Requested emergency isolation at Concepcion BESS side due to reported arching.
BAT	01GAMU_BAT	40	3/22/2026 9:15			Planned	Planned outage by the plant until Marh 27 2026
BAT	01MAGAPIT_BAT	40	3/4/2026 5:47	3/5/2026 6:16	1	Forced	Affected by the shutdown of Magapit-Lal-lo 69kV Line.
BAT	01MAGAT_BAT	24	3/22/2026 7:01			Maintenance	PQ Bench Marking of the Magat BESS 2. Until March 29 2026 0000H.
BAT	03BACMAN_BAT	20	3/4/2026 6:02	3/9/2026 0:00	5	Planned	Planned Preventive Maintenance OutageÂ
BIOF	01BT2020_G01	11	2/28/2026 5:05	2/28/2026 19:03	1	Forced	Affected by the shutdown of Hermosa-Calaguiman 69kV Line c o Mr. Tamidles
BIOF	01CAGBIO_G01	13.5	2/21/2026 9:39	3/19/2026 0:18	26	Forced	Boiler front wall brick collapse
BIOF	01CLEANG_G01	10.8	2/27/2026 17:25			Forced	Fuel handling system trouble
BIOF	01GIFT_G02	6	2/22/2026 6:58	3/9/2026 8:30	15	Planned	Annual Preventive Maintenance.
BIOF	01IBEC_G01	18	3/22/2026 0:02			Planned	Annual Maintenance
BIOF	01IPOWER_G01	10.8	2/26/2026 8:55	2/27/2026 8:01	1	Forced	Suspected steam line leak
BIOF	01IPOWER_G02	10.8	3/9/2026 0:01	3/25/2026 8:04	16	Planned	Preventive maintenance
BIOF	01VSGRIP_G01	5.4	2/24/2026 1:37	2/26/2026 10:01	2	Forced	Due to boiler problem.
BIOF	01VSGRIP_G01	5.4	2/26/2026 20:30	3/9/2026 10:01	11	Forced	Emergency shutdown boiler problem
BIOF	01VSGRIP_G01	5.4	3/10/2026 19:35	3/16/2026 10:01	6	Forced	Tripped due to boiler tube leak.
BIOF	01VSGRIP_G01	5.4	3/22/2026 10:49			Forced	Due to boiler tube leak.
COAL	01GNPD_U01	668	3/3/2026 2:00	3/7/2026 16:35	5	Forced	immediate shutdown to inspect and repair a furnace wall lower header leak.
COAL	01GNPD_U01	668	3/8/2026 5:53	3/9/2026 1:27	1	Forced	Emergency shutdown due to high iron content of water at reheat boiler.
COAL	01GNPD_U02	668	2/20/2026 0:03			Planned	Planned outage
COAL	01MPGC_U03	133	2/28/2026 23:59	3/16/2026 6:57	15	Planned	APM until March 21 2026
COAL	01MPGC_U04	137	3/1/2026 16:16	3/8/2026 6:19	7	Forced	Emergency shutdown due to boiler tube leak
COAL	01MSINLO_G01	322.7	3/11/2026 7:51	3/11/2026 21:19	1	Forced	Affected by simultaneous tripping of Bolo-Masinloc 230kV Line 1 & Line 2
COAL	01MSINLO_G02	322.7	3/11/2026 7:51	3/14/2026 5:14	3	Forced	Affected by simultaneous tripping of Bolo-Masinloc 230kV Line 1 & Line 2
COAL	01MSINLO_G02	322.7	3/25/2026 14:27			Forced	Emergency shutdown due to boiler tube leak.
COAL	01MSINLO_G03	307.2	2/26/2026 10:25	2/27/2026 9:32	1	Forced	Master fuel trip
COAL	01MSINLO_G03	307.2	3/11/2026 7:51	3/12/2026 16:49	1	Forced	Affected by simultaneous tripping of Bolo-Masinloc 230kV Line 1 & Line 2
COAL	01SMC_G04	134	2/23/2026 21:59			Planned	Planned outage until April 9 2026.
COAL	01SUAL_G01	600	3/15/2026 14:34	3/25/2026 5:00	10	Forced	Turbine external trip

PUBLIC

ANNEX
OUTAGE SUMMARY
26 February- 25 March 2026

Philippine Electricity Market Corporation

Plant Type	Plant/ Unit Name	Capacity (MW)	Date Out	Date In	Duration (Day/s)	Outage Type	Remarks
Luzon							
COAL	03CALACA_G01	239.9	12/16/2025 0:00	3/4/2026 9:52	78	Forced	Extended outage until March 1 2026.
COAL	03CALACA_G02	290	3/8/2026 10:01	3/17/2026 12:02	9	Forced	Emegency shutdown due to boiler tube leak.
COAL	03PAGBIL_G02	382	3/14/2026 21:17	3/21/2026 0:12	6	Forced	Emergency shutdown due to boiler tube leak.
COAL	03SLPGC_G02	149.6	3/6/2026 7:55	3/16/2026 15:11	10	Forced	Boiler tube leak
GEO	03BACMAN_U01	60	2/11/2026 0:07	3/21/2026 23:39	39	Planned	Planned Outage until March 27 2026
GEO	03BACMAN_U01	60	3/22/2026 1:25	3/23/2026 11:49	1	Forced	Unplanned outage due to seal oil trouble
GEO	03BACMAN_U02	60	3/1/2026 6:09	3/3/2026 13:31	2	Maintenance	Maintenance Outage until March 6 2026.
GEO	03BACMAN_U03	20	3/9/2026 9:26	3/10/2026 9:07	1	Forced	Tripping of 25MVAR transformer due to internal fault.
GEO	03BACMAN_U03	20	3/4/2026 3:07	3/7/2026 9:55	3	Maintenance	Maintenance Outage until March 8 2026.
GEO	03MGI_G02	12	3/7/2026 0:20	3/10/2026 23:13	4	Planned	Planned outage PMS
GEO	03MGPP_G01	20	2/28/2026 0:01			Planned	Planned outage PMS
GEO	03MKBN_B	58	3/3/2026 5:53	3/3/2026 17:55	1	Forced	Hot well pump trouble
GEO	03MKBN_D	20	3/21/2026 2:30	3/22/2026 0:46	1	Maintenance	Maintenance for weak point.
GEO	03ORMAT_G01	1.67	3/9/2026 1:27	3/10/2026 0:11	1	Forced	Autotripped
GEO	03ORMAT_G01	1.33	11/15/2025 2:22			Forced	Low low Brine out temperature.
GEO	03PALAYAN_G01	24	2/7/2026 19:57			Forced	Isolated while troubleshooting PCBs for Bacman-Daraga 230kV L1 at BACMAN GPP
GEO	03TANAWON_G01	20.6	3/4/2026 0:00	3/19/2026 22:16	16	Maintenance	Maintenance Outage until March 8 2026.
GEO	03TIWI_A	60	3/17/2026 6:05	3/24/2026 15:36	7	Forced	Shutdown to correct discharge pipe leak.
HYD	01ANGAT_A	18	3/11/2026 9:01	3/12/2026 14:09	1	Forced	Affected by the shutdown of Angat HEPP Bay 63 64 & Bus 1
HYD	01ANGAT_A	18	3/18/2026 12:53			Forced	Affected by the outage of Auxiliary Transformer B.
HYD	01ANGAT_M	49.7	1/1/2026 0:00			Forced	Total Plant Outage until January 17 2026.
HYD	01ANGAT_M	50	3/11/2026 9:01	3/12/2026 14:04	1	Forced	Affected by the shutdown of Angat HEPP Bay 63 64 & Bus 1
HYD	01ANGAT_M	49.8	3/11/2026 9:01	3/12/2026 14:04	1	Forced	Affected by the shutdown of Angat HEPP Bay 63 64 & Bus 1
HYD	01BINGA_U03	35	2/18/2026 8:01	3/3/2026 1:40	13	Planned	Preventive Maintenance
HYD	01BINGA_U04	35	2/18/2026 8:05	3/3/2026 1:05	13	Planned	Preventive Maintenance
HYD	01CASECN_U01	82.5	3/2/2026 8:00	3/19/2026 12:17	17	Planned	APM until March 19 2026
HYD	01CASECN_U02	82.5	3/20/2026 8:00			Planned	Planned outage APM until April 12 2026.
HYD	01MAGAT_U01	97	3/15/2026 7:04			Planned	Planned outage
HYD	01MAGAT_U02	97	3/15/2026 7:04			Planned	Planned outage

PUBLIC

ANNEX
OUTAGE SUMMARY
26 February- 25 March 2026

Philippine Electricity Market Corporation

Plant Type	Plant/ Unit Name	Capacity (MW)	Date Out	Date In	Duration (Day/s)	Outage Type	Remarks
Luzon							
HYD	01MAGAT_U03	97	3/5/2026 7:06			Planned	APM until March 31 2026
HYD	01MAGAT_U04	97	3/8/2026 7:02			Planned	APM until March 29 2026
HYD	01MARIS_U01	4.3	3/17/2026 7:01			Planned	Planned Outage until March 31 2026.
HYD	01MARIS_U02	4.3	3/17/2026 7:01			Planned	Planned Outage until March 31 2026.
HYD	01MARIS_U02	4.3	3/5/2026 8:14	3/6/2026 16:01	1	Forced	Shutdown due to debris at trash rack.
HYD	01MATUNO_G01	8.7	9/2/2025 22:06			Forced	Tripped due to clogged trash rack.
HYD	01NIABAL_G01	6	3/22/2026 5:07			Forced	IDR cut off.
HYD	01SLANGN_G01	2.4	2/26/2026 9:00			Planned	Annual Preventive Maintenance
HYD	03KAL_G02	181	3/14/2026 21:30	3/22/2026 3:46	7	Forced	Declared unavailable due to crack at runner.
HYD	03KAL_G03	181.4	2/5/2026 0:00			Forced	Extended outage due to mechanical issue in the turbine runner.
NATG	03AVION_U01	47.2	3/13/2026 7:30	3/14/2026 0:00	1	Planned	Planned outage from march 13 - 18 2026
NATG	03AVION_U01	47.2	3/14/2026 0:00	3/15/2026 2:01	1	Planned	Planned outage from march 13 - 18 2026
NATG	03AVION_U01	47.2	3/20/2026 13:03	3/22/2026 22:25	2	Planned	Resumption of its scheduled outage works
NATG	03AVION_U02	45.8	3/13/2026 0:00	3/18/2026 23:59	6	Planned	Planned outage from march 13 - 18 2026
NATG	03AVION_U02	45.8	3/19/2026 0:00	3/20/2026 15:00	2	Forced	Extended outage
NATG	03EERI_G01	420.6	10/6/2025 23:59	3/24/2026 13:34	169	Forced	Extended Planned Outage(GOMP).
NATG	03STA-RI_G01	263	2/27/2026 23:46	3/1/2026 18:58	2	Planned	Planned outage until March 2 2026
NATG	03STA-RI_G01	263	3/6/2026 7:57	3/6/2026 22:57	1	Forced	Emergency shutdown due to gas leak repair
NATG	03STA-RI_G04	263	3/20/2026 21:30	3/21/2026 13:02	1	Forced	Emergency shuutdown due to HP bypass steam leak
NATG	03STA-RI_G05	265	2/19/2026 23:19			Planned	Planned outage
NATG	03STA-RI_G06	265	3/2/2026 0:00	3/6/2026 6:47	4	Planned	Planned outage
OIL	03MALAYA_G01	300	5/3/2019 18:21			Forced	Declared unavailable due to motorization of unit generator caused by the non-opening of phase B of PCB 8-05CB08MAL
OIL	03MALAYA_G02	130	7/24/2024 21:24			Forced	Tripped due to loss prime of CWP
OIL	03RCBMI_G01	5.5	3/18/2026 20:15			Forced	Emergency shutdown due to cracked liner.
OIL	03RCBMI_G02	5.5	3/5/2026 18:33	3/19/2026 17:01	14	Forced	Declared unavailable due to PCB SF6 problem.
SOLR	01ARAYSOL_G01	50	2/27/2026 14:15	2/28/2026 16:52	1	Forced	Affected by the tripping of Mexico - Clark 69kV Line 1
SOLR	01CAGYSOL_G01	60	3/4/2026 6:42	3/4/2026 19:47	1	Forced	Affected by the shutdown of Magapit-Lal-lo 69kV Line.
SOLR	01CONSOL_G01	82.5	3/14/2026 18:53	3/15/2026 22:28	1	Planned	APMT

PUBLIC

ANNEX
OUTAGE SUMMARY
26 February- 25 March 2026

Philippine Electricity Market Corporation

Plant Type	Plant/ Unit Name	Capacity (MW)	Date Out	Date In	Duration (Day/s)	Outage Type	Remarks
Visayas							
BAT	07UBAY_BAT	20	3/14/2026 5:11	3/15/2026 15:22	1	Forced	Isolated due to planned activity along Ubay-BESS 69kV line.
BIOF	06BISCOM_G01	12.7	3/8/2026 5:27	3/9/2026 21:29	2	Forced	Isolated due to tripping of 13.8kV PCB.
BIOF	06BISCOM_G01	12.7	3/19/2026 1:50	3/21/2026 11:56	2	Forced	Isolated at 0150H due to tripping of Kabankalan-La Castellana 69kV Line.
BIOF	06BISCOM_G01	12.7	3/25/2026 20:13			Forced	Isolated from the grid due to corrective maintenance.
BIOF	06FFHC_G01	9	3/2/2026 9:05	3/3/2026 18:49	1	Forced	Shutdown to conduct weekly maintenance.
BIOF	06FFHC_G01	9	3/8/2026 23:06	3/10/2026 22:52	2	Forced	Weekly maintenance.
BIOF	06FFHC_G01	9	3/22/2026 17:27	3/24/2026 19:32	2	Forced	Shutdown to conduct weekly maintenance.
BIOF	06HPCO_G01	2	11/12/2023 20:00			Forced	Defective auxiliary of vibration meter.
BIOF	06HPCO_G02	9.5	3/1/2026 13:15	3/3/2026 6:07	2	Forced	Shutdown due to weekly maintenance.
BIOF	06HPCO_G02	9.5	3/8/2026 16:39	3/10/2026 10:53	2	Forced	Shutdown to conduct weekly maintenance.
BIOF	06HPCO_G02	9.5	3/15/2026 15:19	3/17/2026 11:34	2	Forced	Weekly maintenance.
BIOF	06HPCO_G02	9.5	3/22/2026 8:44	3/23/2026 22:49	2	Forced	Shutdown to conduct weekly maintenance.
BIOF	06SCBE_G01	7.4	3/31/2023 10:35			Forced	Plant shutdown
BIOF	06VMC_G01	2.5	4/21/2024 16:20			Forced	Weekly maintenance.
BIOF	06VMC_G02	35	3/1/2026 16:09	3/3/2026 18:07	2	Forced	To conduct maintenance.
BIOF	08CASA_G01	8	3/9/2026 13:08	3/10/2026 5:29	1	Forced	Modification of 2 Bus feeders
COAL	05CEDC_U03	83.1	3/10/2026 0:01	3/23/2026 14:26	14	Planned	Planned outage per VSO-PUSR-2026-016
COAL	05CEDC_U03	83.1	3/4/2026 0:57	3/10/2026 0:00	6	Forced	Due to furnace pressure high.
COAL	05THVI_U01	169	2/6/2026 2:05			Planned	Planned outage per VSO-PUSR-2026-002
COAL	05THVI_U02	169	3/24/2026 21:17			Forced	Emergency shutdown due to high vibration of bearing #1.
COAL	08PALM_G01	135	2/17/2026 22:09	2/28/2026 16:12	11	Forced	Due to Tube Leak
GEO	04BILGPP_G01	1	10/5/2024 4:39			Forced	Turbine high vibration trip
GEO	04LEYTE_A	23.463	12/3/2025 17:58			Forced	Safety Turbine Trip
GEO	04LEYTE_A	75.06	3/18/2026 0:22			Forced	Conduct emergency hot spot correction generator terminal.
GEO	04LEYTE_A	6.348	3/17/2026 5:47			Forced	Phase Voltage Unbalance
GEO	04LEYTE_A	30	10/23/2024 8:21			Maintenance	Emergency repair of air cooled condenser
GEO	04LGPP_G01	40.2	3/5/2026 11:52	3/15/2026 3:02	10	Forced	to facilitate correction of steam scrubber steam leak
GEO	06BBGPP_G01	4.7	9/24/2024 19:57			Forced	Turbine tripped under test and commissioning.

PUBLIC

ANNEX
OUTAGE SUMMARY
26 February- 25 March 2026

Philippine Electricity Market Corporation

Plant Type	Plant/ Unit Name	Capacity (MW)	Date Out	Date In	Duration (Day/s)	Outage Type	Remarks
Visayas							
GEO	06NASULO_G01	48.3	3/17/2026 0:00	3/17/2026 18:27	1	Forced	Emergency shutdown to conduct turbo balancing to correct elevated bearing vibration.
GEO	06PAL2A_U01	18.8	3/13/2026 18:44	3/14/2026 9:54	1	Forced	tripped due to Hot Well pump stop.
GEO	04LEYTE_A	6.475	1/28/2026 18:44	3/2/2026 18:23	33	Forced	Seal oil low-pressure tripping
GEO	04LEYTE_A	6.348	10/31/2025 11:20	3/9/2026 19:49	129	Forced	due to lack of steam
GEO	06NASULO_G01	48.3	2/24/2026 14:25	3/15/2026 19:20	19	Forced	Tripped with indication turbine overspeed.
HYD	04UTH_G01	4.6	3/6/2026 19:29	3/8/2026 22:30	2	Forced	due to high guide bearing temperature
HYD	04UTH_G01	4.6	3/20/2026 12:46	3/22/2026 6:42	2	Forced	Due to loose connection of scada monitoring
HYD	08SUWECO_G01	0.9	10/3/2025 6:29			Forced	Engine overspeed
OIL	05CARMENDPP_U01	10	2/27/2026 16:06			Forced	Unit unavailable due to flashover on 2 MVA VCB resulting in total CPS blackout.
OIL	05CARMENDPP_U02	10	2/27/2026 16:06	3/1/2026 12:34	2	Forced	Unit unavailable due to flashover on 2 MVA VCB resulting in total CPS blackout.
OIL	05CARMENDPP_U02	10	3/7/2026 4:50	3/9/2026 6:55	2	Forced	Servicing of 45MVA Transformer and Replacement of VCB of the 2MVA Auxiliary Transformer
OIL	05CARMENDPP_U03	10	2/27/2026 16:06	3/1/2026 12:34	2	Forced	Unit unavailable due to flashover on 2 MVA VCB resulting in total CPS blackout.
OIL	05CARMENDPP_U03	10	3/7/2026 4:50	3/9/2026 6:55	2	Forced	Servicing of 45MVA Transformer and Replacement of VCB of the 2MVA Auxiliary Transformer
OIL	05CARMENDPP_U04	10	8/24/2024 0:00			Forced	Detached connecting rods and crank shaft for machining
OIL	05CPPC_U01	6.5	3/21/2026 8:00	3/21/2026 22:00	1	Planned	Annual Electrical PMS(VSO-PUSR-2026-020)
OIL	05CPPC_U01	6.5	3/22/2026 8:00	3/22/2026 20:20	1	Planned	Annual Electrical PMS(VSO-PUSR-2026-020)
OIL	05CPPC_U02	6.5	3/21/2026 8:00	3/21/2026 22:00	1	Planned	Annual Electrical PMS(VSO-PUSR-2026-020)
OIL	05CPPC_U02	6.5	3/22/2026 8:00	3/22/2026 20:20	1	Planned	Annual Electrical PMS(VSO-PUSR-2026-020)
OIL	05CPPC_U03	6.5	3/21/2026 8:00	3/21/2026 22:00	1	Planned	Annual Electrical PMS(VSO-PUSR-2026-020)
OIL	05CPPC_U03	6.5	3/22/2026 8:00	3/22/2026 20:20	1	Planned	Annual Electrical PMS(VSO-PUSR-2026-020)
OIL	05CPPC_U04	6.5	3/21/2026 8:00	3/21/2026 22:00	1	Planned	Annual Electrical PMS(VSO-PUSR-2026-020)
OIL	05CPPC_U04	6.5	3/22/2026 8:00	3/22/2026 20:20	1	Planned	Annual Electrical PMS(VSO-PUSR-2026-020)
OIL	05CPPC_U05	6.5	3/21/2026 8:00	3/21/2026 22:00	1	Planned	Annual Electrical PMS(VSO-PUSR-2026-020)
OIL	05CPPC_U05	6.5	3/22/2026 8:00	3/22/2026 20:20	1	Planned	Annual Electrical PMS(VSO-PUSR-2026-020)
OIL	05CPPC_U06	6.5	3/5/2026 18:46			Forced	Unable to cut-in due to water leak at A8 cylinder head.

PUBLIC

ANNEX
OUTAGE SUMMARY
26 February- 25 March 2026

Philippine Electricity Market Corporation

Plant Type	Plant/ Unit Name	Capacity (MW)	Date Out	Date In	Duration (Day/s)	Outage Type	Remarks
Visayas							
OIL	05CPPC_U07	6.5	3/21/2026 8:00	3/21/2026 22:00	1	Planned	Annual Electrical PMS(VSO-PUSR-2026-020)
OIL	05CPPC_U07	6.5	3/22/2026 8:00	3/22/2026 20:20	1	Planned	Annual Electrical PMS(VSO-PUSR-2026-020)
OIL	05CPPC_U08	6.3	3/21/2026 8:00	3/21/2026 22:00	1	Planned	Annual Electrical PMS(VSO-PUSR-2026-020)
OIL	05CPPC_U08	6.3	3/22/2026 8:00	3/22/2026 20:20	1	Planned	Annual Electrical PMS(VSO-PUSR-2026-020)
OIL	05CPPC_U09	6.3	3/21/2026 8:00	3/21/2026 22:00	1	Planned	Annual Electrical PMS(VSO-PUSR-2026-020)
OIL	05CPPC_U09	6.3	3/22/2026 8:00	3/22/2026 20:20	1	Planned	Annual Electrical PMS(VSO-PUSR-2026-020)
OIL	05CPPC_U10	6.3	3/21/2026 8:00	3/21/2026 22:00	1	Planned	Annual Electrical PMS(VSO-PUSR-2026-020)
OIL	05CPPC_U10	6.3	3/22/2026 8:00	3/22/2026 20:20	1	Planned	Annual Electrical PMS(VSO-PUSR-2026-020)
OIL	05EAUC_U02	11	3/12/2026 6:47	3/15/2026 23:59	4	Planned	SW Pipeline Annual PMS
OIL	05EAUC_U03	11.5	3/12/2026 6:47	3/16/2026 6:00	4	Planned	SW Pipeline Annual PMS
OIL	05EAUC_U03	11.5	3/16/2026 6:01	3/21/2026 8:00	5	Maintenance	1. SW Pipeline Annual PMS2. Transformer 1 & 2 Annual Electrical PMS3. BESS Cable
OIL	05EAUC_U04	11.5	3/12/2026 6:47	3/15/2026 23:59	4	Planned	SW Pipeline Annual PMS
OIL	05EAUC_U04	11.5	2/28/2026 8:00	3/2/2026 2:15	2	Maintenance	Maintenance outage per VSO-PUSR-2026-013
OIL	05EAUC_U04	11.5	3/7/2026 8:01	3/9/2026 2:35	2	Maintenance	PMS. DG 4 - 1250
OIL	06CENPRI_U01	4.4	3/25/2026 0:00			Planned	To conduct preventive maintenance.
OIL	06CENPRI_U02	4.4	2/28/2026 0:01	2/28/2026 17:47	1	Planned	Preventive Maintenance.
OIL	06CENPRI_U03	4.4	3/14/2026 0:00	3/14/2026 16:21	1	Maintenance	To conduct planned maintenance.
OIL	07TPLPB4_U01	7	3/21/2026 5:17	3/22/2026 17:43	2	Planned	Planned activity as per PANR VRCC-2026-03-0061.
OIL	07TPLPB4_U02	7	3/21/2026 5:17	3/22/2026 17:43	2	Planned	Planned activity as per PANR VRCC-2026-03-0061.
OIL	07TPLPB4_U03	7	3/21/2026 5:17	3/22/2026 17:43	2	Planned	Planned activity as per PANR VRCC-2026-03-0061.
OIL	07TPLPB4_U04	8	3/21/2026 5:17	3/22/2026 17:43	2	Planned	Planned activity as per PANR VRCC-2026-03-0061.
OIL	08PDPP1_U02	5	9/14/2025 10:11			Forced	Unable to start due to loss of excitation voltage and abnormal sound at generator.
OIL	08STBPB1_U01	6	3/1/2026 6:16	3/1/2026 18:17	1	Forced	Isolated due to Planned Outage of 69kV Sta. Barbara-Baldoza TL.
OIL	08STBPB1_U01	6	3/9/2026 13:45	3/10/2026 19:10	1	Forced	Emergency cut-out due to abnormal sound
OIL	08STBPB1_U02	6	3/1/2026 6:16	3/1/2026 18:17	1	Forced	Isolated due to Planned Outage of 69kV Sta. Barbara-Baldoza TL.
OIL	08STBPB1_U02	6	3/12/2026 18:36	3/13/2026 7:18	1	Forced	Emergency stop due to excessive surging at TC right bank
OIL	08STBPB1_U03	6	3/1/2026 6:16	3/1/2026 18:17	1	Forced	Isolated due to Planned Outage of 69kV Sta. Barbara-Baldoza TL.
OIL	08STBPB1_U04	6	3/1/2026 6:16	3/1/2026 18:17	1	Forced	Isolated due to Planned Outage of 69kV Sta. Barbara-Baldoza TL.

PUBLIC

ANNEX
OUTAGE SUMMARY
26 February- 25 March 2026

Philippine Electricity Market Corporation

Plant Type	Plant/ Unit Name	Capacity (MW)	Date Out	Date In	Duration (Day/s)	Outage Type	Remarks
Mindanao							
BAT	13MALITA_BAT	20	2/23/2026 19:37	3/2/2026 13:00	7	Forced	Isolated due to forced outage of Matanao-Culaman 230kV L1 & L2. (OMC Outage)
BIOF	11CRYSSUG_G01	8	3/1/2026 0:00	3/2/2026 14:00	2	Forced	Plant shutdown due to fuel unavailability from sugar mill maintenance. (OMC Outage)
BIOF	11CRYSSUG_G01	8	3/15/2026 0:04	3/16/2026 8:15	1	Forced	Shutdown for fuel conservation due to factory weekend shutdown. (OMC Outage)
BIOF	11CRYSSUG_G01	8	3/22/2026 0:00	3/23/2026 8:00	1	Forced	Shutdown for fuel conservation due to factory weekend shutdown. (OMC Outage)
BIOF	14BIOMS_U01	5.7	10/8/2024 15:56			Forced	Tripped due to SOCOTECO 1 69KV(SRB)line power outage.
BIOF	14COTSUGR_G01	3.4	3/21/2026 9:34	3/22/2026 18:42	1	Forced	Plant shutdown due to mill problem. (Forced outage)
BIOF	14COTSUGR_G01	3.4	3/25/2026 21:07			Forced	Plant shutdown due to mill problem. (Forced Outage)
BIOF	14SPGI_U01	6	3/6/2026 0:12	3/16/2026 7:30	10	Planned	PMS(GOMP). ETC March. 15 2026 at 2359H.(Planned Outage)
COAL	10PPEI_U01	24.1	1/29/2026 10:54			Forced	Emergency shutdown due to overspeed alarm. (Forced Outage)
COAL	11FDC_U02	135	3/1/2026 0:39	3/25/2026 14:16	25	Planned	PMS(GOMP). ETC 03 28 2026 @ 23 59H. (Planned Outage)
COAL	11MINBAL_G01	50	3/20/2026 1:02	3/24/2026 3:28	4	Forced	Shutdown to repair the main steam line leaked. ETC March 23 2026. (Forced Outage)
COAL	11MINBAL_G01	50	2/21/2026 0:05	2/26/2026 4:01	5	Planned	Plant shutdown for PMS(GOMP). (Planned Outage). ETC 02-26-2026 0600H
COAL	11STEAG_U01	105	3/16/2026 0:00	3/23/2026 15:10	8	Planned	PMS(GOMP). ETC March 25 2026 @ 2359H. (Planned Outage)
COAL	11STEAG_U02	105	3/21/2026 0:00	3/21/2026 14:20	1	Planned	PMS(GOMP). ETC March 30 2026 2359H. (Planned Outage)
COAL	11STEAG_U02	105	2/25/2026 2:57	3/13/2026 5:25	16	Forced	Auto tripped. Indication Generator stator fault
COAL	13DCPP_U01	151.4	3/14/2026 3:33	3/20/2026 18:23	7	Forced	Auto-tripped. Indication Furnace Pressure High-High. ETC. No definite time.
COAL	13SMC_U01	133.1	2/23/2026 19:37	3/3/2026 3:12	7	Forced	Isolated due to forced outage of Matanao-Culaman 230kV L1 & L2. (OMC Outage)
COAL	13SMC_U02	135.7	2/23/2026 19:37	3/2/2026 22:14	7	Forced	Isolated due to forced outage of Matanao-Culaman 230kV L1 & L2. (OMC Outage)
COAL	14SARANG_U01	122	2/7/2026 0:01	2/28/2026 13:03	22	Planned	PMS(GOMP). ETC March 13 2026. (Planned Outage)
GEO	14MTAPO_U03	3.6	3/8/2026 23:06	3/10/2026 20:03	2	Forced	Auto-tripped Indication Seal oil low low pressure (Unplanned Outage).
GEO	14MTAPO_U03	3.6	3/12/2026 6:06	3/14/2026 6:11	2	Forced	Shutdown at 0606H. ETC March 14. 2026 @ 0600H (Planned Outage Non-GOMP).
HYD	10AGUS2_U01	60	3/14/2026 8:31	3/16/2026 8:47	2	Forced	Auto-tripped. Indication High turbine guide bearing temperature. (Forced Outage)
HYD	10AGUS2_U02	60	3/14/2026 8:11	3/21/2026 15:39	7	Planned	Plant Shutdown. PMS(Non-GOMP). ETC March 25. 2026 @ 2359H. (Maintenance

PUBLIC

ANNEX
OUTAGE SUMMARY
26 February- 25 March 2026

Philippine Electricity Market Corporation

Plant Type	Plant/ Unit Name	Capacity (MW)	Date Out	Date In	Duration (Day/s)	Outage Type	Remarks
Mindanao							
HYD	10AGUS4_U01	52.7	10/4/2025 19:01			Forced	Autotripped. Indication Transformer Differential (87T) & Lock-out. (Forced Outage)
HYD	10AGUS6_U03	50	12/23/2025 23:22			Forced	Emergency S D due to a sudden increase in oil temp. at the upper guide bearing.
HYD	10AGUS6_U04	40	3/15/2026 23:59			Forced	Unplanned Outage. ETC March 31 2026 at 2359H
HYD	10AGUS6_U04	40	2/19/2026 0:00	3/15/2026 23:59	25	Maintenance	Maintenance Outage (Non-GOMP). ETC March. 15 2026 at 2359H.
HYD	10LIAN_G01	11.6	3/24/2026 9:01			Forced	Relocation and testing of revenue meter and CIT. (Planned Outage)
HYD	11PULA4_U01	75	3/9/2026 8:00	3/25/2026 13:01	16	Planned	PMS(GOMP). ETC April 07 2026 2359H. (Planned Outage)
HYD	11PULA4_U02	75	3/17/2026 6:02	3/17/2026 22:05	1	Forced	shutdown affected by Maramag-Pulangi-4 138kV Line 2 shutdown. (OMC Outage)
HYD	13EUROH_G01	3	3/14/2026 18:51	3/17/2026 15:47	3	Forced	Plant isolated due to NORDECO feeder line outage. (OMC Outage)
HYD	13EUROH_G01	3	3/25/2026 9:44			Forced	Plant isolated due NORDECO voltage fluctuation. (OMC Outage)
HYD	13SIBULAN_G01	14	3/15/2026 0:00			Planned	Annual PMS (GOMP). (Planned Outage)
HYD	13SIBULAN_G01	14	3/15/2026 0:00			Planned	Annual PMS (GOMP). (Planned Outage)
HYD	13SIBULAN_G01	8.75	2/24/2026 4:49	3/2/2026 0:30	6	Planned	Shutdown for PMS(GOMP). (Planned Outage)
HYD	13SIBULAN_G01	8.75	3/15/2026 0:00	3/15/2026 15:05	1	Forced	Isolated. Affected by the DLPC Puan 69kV Switching Station Annual PMS. (OMC Outage)
HYD	13SIBULAN_G01	8.75	2/24/2026 4:54	3/3/2026 15:08	7	Planned	Shutdown for PMS(GOMP). (Planned Outage)
HYD	13SIBULAN_G01	8.75	3/15/2026 0:00	3/15/2026 15:15	1	Forced	Isolated. Affected by the DLPC Puan 69kV Switching Station Annual PMS. (OMC Outage)
HYD	13SIBULAN_G01	6.7	3/15/2026 0:00	3/15/2026 12:26	1	Forced	Isolated. Affected by the DLPC Puan 69kV Switching Station Annual PMS. (OMC Outage)
HYD	13TUDAY2_G01	5.5	3/25/2026 8:01			Planned	Annual PMS (GOMP). ETC April 2 2026.(Planned Outage)
HYD	13TUDAY2_G01	2.5	3/25/2026 0:01			Planned	Annual PMS (GOMP). (Planned Outage)
HYD	14ALMADA_G01	2.6	2/23/2026 7:44	3/3/2026 23:40	9	Forced	Isolated due to COTELCO PPALMA feeder outage. (OMC Outage)
HYD	14ALMADA_G01	2.6	3/9/2026 21:59	3/10/2026 23:00	1	Forced	Isolated due to COTELCO PPALMA feeder outage. (OMC Outage)
HYD	14ALMADA_G01	2.6	3/16/2026 4:06	3/16/2026 22:55	1	Forced	Plant shutdown due to COTELCO brownout and unbalanced voltage. (OMC Outage)
HYD	14ALMADA_G01	2.6	3/18/2026 21:47	3/21/2026 1:30	2	Forced	Isolated due to COTELCO PPALMA s feeder outage. (OMC Outage)
HYD	14ALMADA_G01	2.6	3/22/2026 9:47	3/24/2026 8:10	2	Forced	Isolated due to COTELCO PPALMA s feeder outage. (OMC Outage)
HYD	14ALMADA_G01	2.6	3/25/2026 11:27			Forced	Isolated due to COTELCO PPALMA s feeder outage. (OMC Outage)
HYD	14SIGHYDRO_G01	14.5	9/25/2025 6:22			Forced	Emergency shutdown due to broken headrace pipe. (Forced Outage)
OIL	09WMPC_U01	10.2	11/16/2025 8:23			Forced	Failed to synchronize. Indication Reverse Power. (Forced Outage)
OIL	12KEGGIN_G01	10.6	4/15/2024 15:05			Forced	Failed to synchronize due to low SF6 Pressure on PCB. (Forced Outage)
OIL	13MAGDBNK_U02	4.6	3/2/2026 14:23	3/3/2026 20:53	1	Forced	Emergency shutdown due to engine surging. (Forced Outage)

PUBLIC

ANNEX
CONGESTED LINES AND EQUIPMENTS
26 February- 25 March 2026

Philippine Electricity Market Corporation

Equipment Name	Trading Intervals	Percent of Time
1BALSIK_TR1	500	6.2%
BOLO_OUT	235	2.9%
1BAUA_1LAT1	153	1.9%
1BAUA_1LAT2	145	1.8%
3STRO_3CLA1	38	0.5%
5DAAN_4TAB2	20	0.2%
1HERM_1MAL1	17	0.2%
1BING_1NGS2	11	0.1%
13MATA_13TOR1	8	0.1%
1MEXI_1HER1	5	0.06%
3MKBNB_TR3	5	0.06%
13MATAN_TR2	5	0.06%
1EHVNGS_TR2	3	0.04%
3AMAD_3CLA1	3	0.04%
1ANGAT_TR3	2	0.02%
3BCF_TR2	1	0.01%
2DIMELD_TR1	1	0.01%
8STBAR_TR1P	1	0.01%
1EHVNGS_TR1	1	0.01%
4MAAS_7UBA1	1	0.01%

GLOSSARY OF TERMS

Philippine Electricity Market Corporation

CAPACITY ON OUTAGE

Calculated for each 5-min interval as the sum of the capacity of all generating units on outage, which are further distinguished by plant type and category. The generating unit/s on outage and categories of outage are based on the SO's daily operations report. Cited below are the outage categories as defined in ERC Resolution No. 21, Series of 2016.

Deactivated Shutdown	- Refers to a condition where a generating unit is unavailable for service for an extended period of time for reasons not related to equipment and inactive for more than 60 days.
Forced	- An outage that requires immediate removal of a unit from service, another outage state, or a reserve shutdown state.
Maintenance	- An outage that does not require immediate removal from the In-Service state but requires a Unit to be removed from the available state before the next planned outage. This is scheduled at least seven (7) days in advance.
Planned	- The state in which a Unit is unavailable due to inspection, testing, preventive maintenance or overhaul. A Planned Outage is scheduled with a pre-determined duration and is coordinated with the System Operator. The Planned Outage of a Unit shall be reflected in the Grid Operating and Management Program (GOMP).

DEMAND

Calculated for each 5-minute trading interval as the sum of the real time dispatch (RTD) schedule of all load resources plus regional losses.

EFFECTIVE SUPPLY

Calculated for each 5-minute trading interval as the sum of the offered capacity of all scheduled generators considering their offered ramp rates, nominated loading level of nonscheduled generators and projected output of preferential dispatch generators, adjusted for any over-riding constraints imposed by the System Operator (SO), and reserve offers. Output of generators on testing and commissioning were considered based on the over-riding constraints imposed by the SO.

HERFINDAHL-HIRSCHMAN INDEX (HHI)

A measure of market concentration calculated as the sum of the squares of the market shares of all firms in a market. The HHI ranges from close to zero (many small firms) to 10,000 (a single firm with 100% market share). Under the 2023 U.S. Department of Justice and Federal Trade Commission Merger Guidelines, markets with an HHI above 1,800 are highly concentrated. An increase of more than 100 points is viewed as significant increase and may indicate that a merger could substantially lessen competition or create a monopoly. Earlier guidelines (1982-2010) classified markets with HHI between 1,000 and 1,800 as "moderately concentrated" and above 1,800 as "highly concentrated", using the same 100-point increase threshold for significance.

MARGINAL PLANT

The last generating unit scheduled to meet the system demand.

MAJOR PARTICIPANT GROUP

The grouping of generators by ownership or control.

GLOSSARY OF TERMS

Philippine Electricity Market Corporation

MARKET RESIDUAL SUPPLY INDEX (Market RSI)

The RSI is a dynamic continuous index measured as ratio of the available generation without a generator to the total generation required to supply the demand. The RSI is measured for each generator. The greater the RSI of a generator, the less will be its potential ability to exercise market power and manipulate prices, as there will be sufficient capacity from the other generators. In contrary, the lower the RSI, the greater the market power of a generator (and its potential benefit of exercising market power), as the market is strongly dependent on its availability to be able to fully supply the demand. In particular, a RSI greater than 100% for a generator means that the remaining generators can cover the demand, and in principle that generator cannot manipulate market price. On the other hand, a RSI less than 100% means that the generator is pivotal in supplying the demand.

The RSI for the whole market (Market RSI) is measured as the lowest RSI among all the generators in the market. A Market RSI less than 100% indicates the presence of pivotal generator/s

NOMINATED CAPACITY

The available capacity declared by self-scheduled generators.

OFFERED CAPACITY

The available capacity declared by scheduled generators.

PRICING CONDITIONS

A price imposed by the Market Operator to the Market/Trading Participant in cases:

Administered Price (AP)	- Interval affected by the declaration of market suspension and intervention.
Pricing Error Notice (PEN)	- Calculated prices are believed to be inerror due to erroneous, inconsistent, or inappropriate input data.
Price Substitution Methology (PSM)	- Undesirable market pricing situations arising from the effects of network congestion in the power system, particularly during the occurrence of extreme nodal price separation.
Secondary Price Cap (SPC)	- Applied upon breaching the PHP9,000/MWh rolling average price over a seventy-two (72) hours period .

PIVOTAL SUPPLIER INDEX (PSI)

The pivotal supplier index is a binary variable (1 for pivotal and 0 for not pivotal) for each generator. The index identifies whether a generator is pivotal in supplying the demand. The PSI is calculated as the percentage of time that a generator is pivotal in a period (i.e. monthly).

POST MARKET RUN CALCULATION

Price adjustment after consideration of different pricing conditions such as AP, SPC, PSM, and PEN.

GLOSSARY OF TERMS

Philippine Electricity Market Corporation

REGISTERED CAPACITY
The capacity registered by a generator with WESM.

REGISTERED CAPACITY (NET OF OUTAGE)
The capacity registered by a generator with WESM less capacity on outage.

RESERVE CATEGORIES

Regulating Up and Down (RU and RD)	- Readily available and dispatchable generating capacity that is allocated exclusively to correct deviations from the acceptable nominal frequency caused by unpredicted variations in demand or generation output.
Contingency (FR)	- Synchronized generation capacity from Qualified Generating Units and Qualified Interruptible Loads allocated to cover the loss or failure of a synchronized generating unit or a transmission element of the power import from a circuit interconnection.
Dispatchable (DR)	- Generating Capacity that are readily available for dispatch in order to replenish the Contingency Reserves whenever a generating unit trips or a loss of a single transmission interconnection occurs.

RESERVE REGISTERED CAPACITY
The maximum capacity registered by a generator in the reserve market.

DISCLAIMER

The information contained in this document is based on the available electricity spot market data. The same information is subject to change as updated figures come in. As such, the PEMC does not make any representation or warranty as to the completeness of this information. The PEMC likewise accepts no responsibility or liability whatsoever for any loss or cost incurred by a reader arising from, or in relation to, any conclusion or assumption derived from the information found herein.