

# MONTHLY RETAIL MARKET STATISTICS

July 2025

(26 June to 25 July 2025)



Document Information Classification: Public

The information contained in this document is based on data that are subject to continuous verification by the Philippine Electricity Market Corporation (PEMC). The same information is subject to change as updated figures come in.

# CREM

# AT A GLANCE

26 June - 25 July 2025



Total No. of Registered CCs

**2,323**

1.44% increase



Total Energy Consumption of CCs

**2,139 GWh**

3.27% decrease



Market Structure per Major Participant Group (Concentration - HHI)

**Highly Concentrated**

Previous Month: Highly Concentrated



CCs Load Factor

**82.00%**

1.12% increase



Number of Newly Registered CCs

**33**

Previous Month: 26



CC Consumption Share of Total End-User Demand

**22.94%**



Combined Market Share of Top Three Major Participant Group\*

**68.6%**

0.23% decrease



Spot Exposure Level

**5.41%**

17.45% increase



Customer Switches

**25**

Previous Month: 15



No. of Ceased CCs

**0**

Previous Month: 1



Weighted Average Retail Generation Rate

**PHP 5.63/kWh**

Based on the latest available data from the ERC

\*The sum of the market shares of the top three groups/suppliers, based on the number of CCs, is used to measure the market concentration and assess how much of the market is held by the leading groups/suppliers within the program. A higher value indicates greater concentration.

Top 3 group/suppliers:

- MERALCO Group
- Aboitiz Group
- Ayala Group

## Estimated Savings



**PHP 199.75 Million\*\*\***

\*\*\*based on the difference between the WARGR of RESs and the average generation rate of the top five DUs by CREM consumption for the period.

## RETAIL AGGREGATION PROGRAM (RAP)\*\*



Total Energy Consumption of RAGs

**8.42 GWh**

Previous Month: 5.83 GWh



Total No. of Registered RAG

**21**

Previous Month: 12

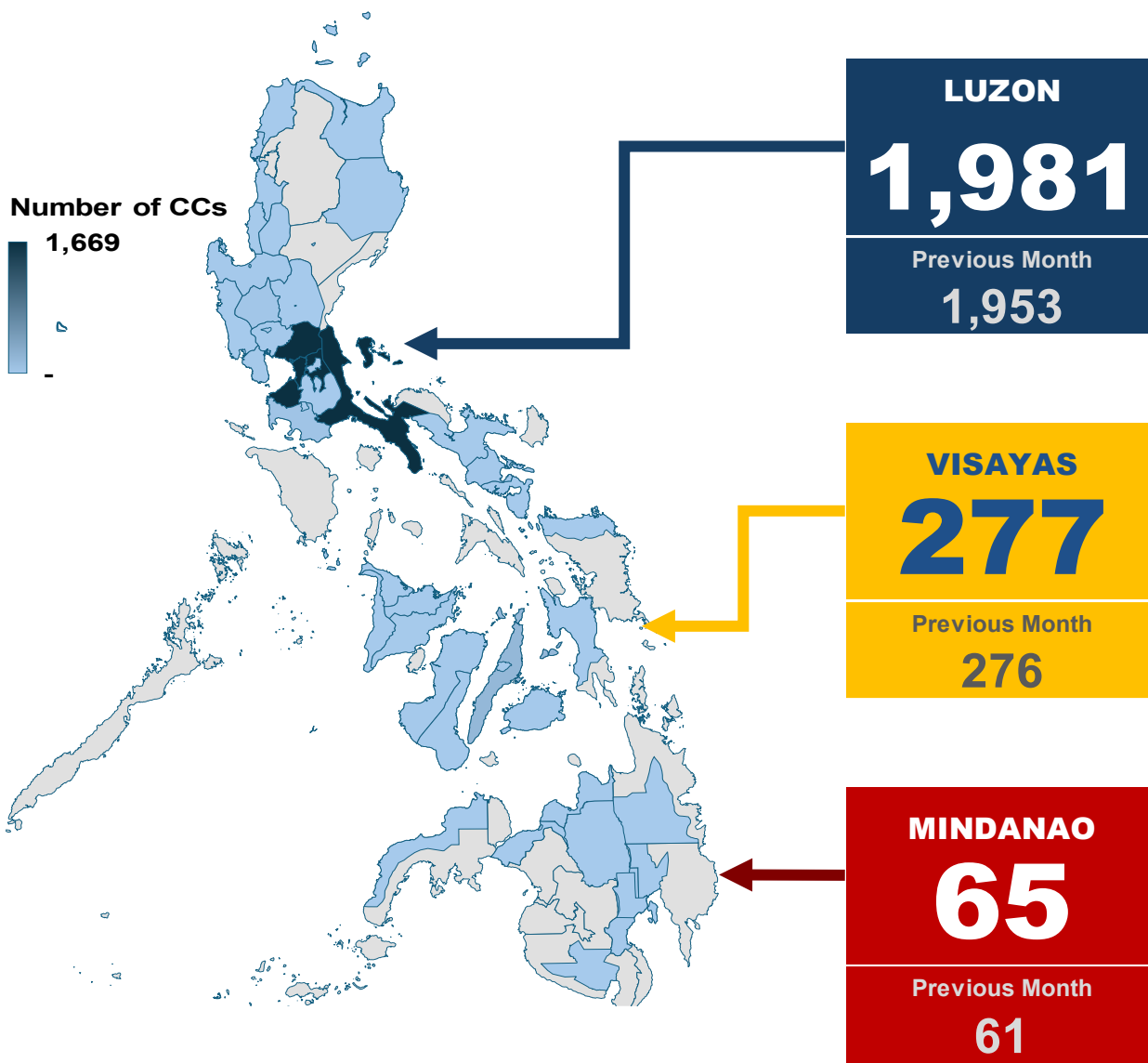
\*\*Statistics from the RAP have been integrated into the figures and values shown in the CREM.

# RETAIL MARKET (CREM) CONTESTABLE CUSTOMERS (CC)

26 June - 25 July 2025



## Philippine Electricity Market Corporation



# 2,323

## Total Registered



# RETAIL MARKET (CREM)

## RETAIL ELECTRICITY SUPPLIERS

26 June - 25 July 2025



Philippine Electricity  
Market Corporation

Type of Supplier	Registered	Serving CCs
<b>Retail Electricity Suppliers (RES)</b>	<b>53</b>	<b>38</b>
Previous Month	53	37
<b>Local Retail Electricity Suppliers (LRES)</b>	<b>15</b>	<b>3</b>
Previous Month	15	2
<b>Supplier of Last Resort (SoLR)</b>	<b>27</b>	<b>0</b>
Previous Month	27	0

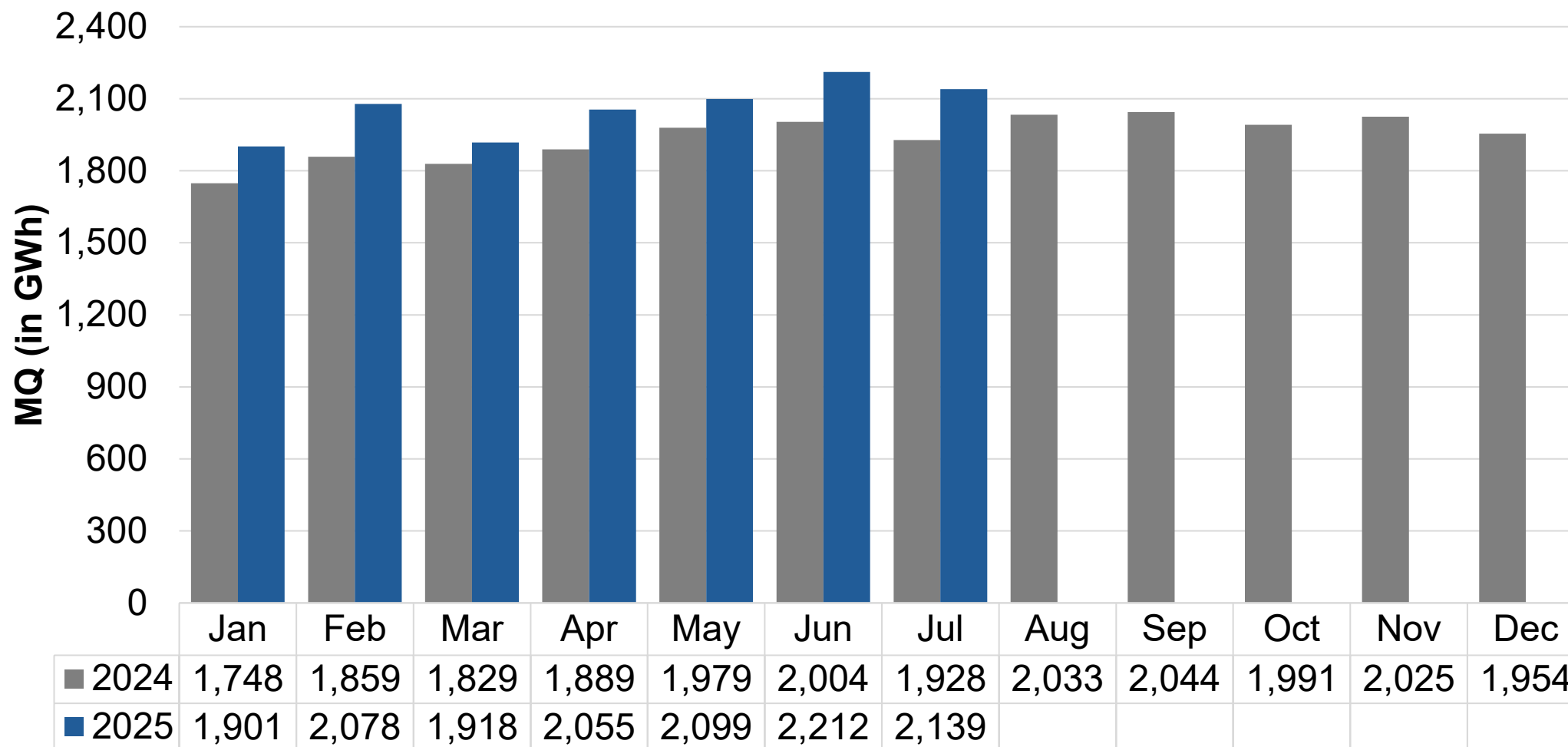
# RETAIL MARKET (CREM)

## MONTHLY TOTAL CONSUMPTION (CC)

26 June - 25 July 2025



Philippine Electricity  
Market Corporation

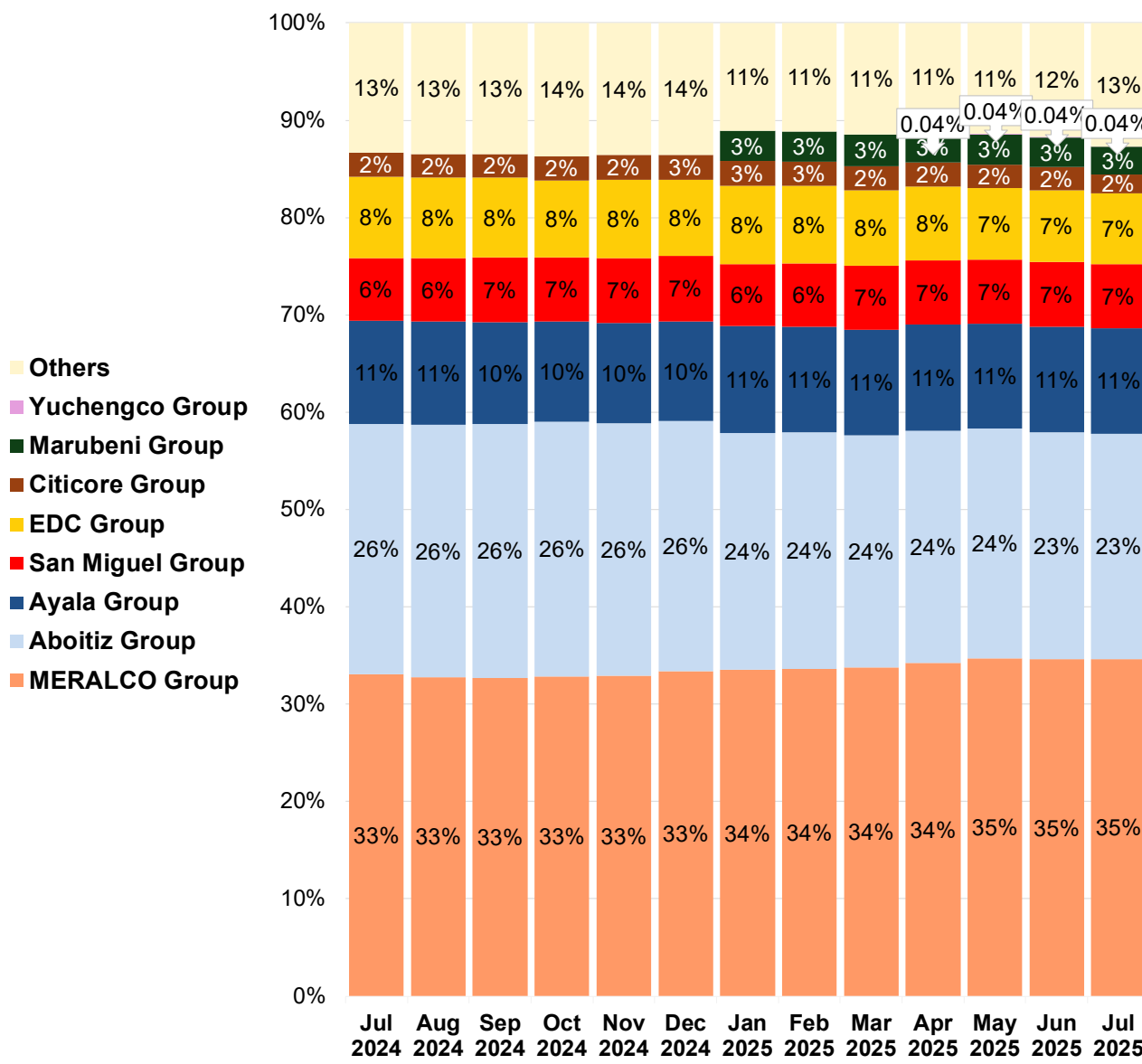


# RETAIL MARKET (CREM) MARKET SHARE PER MGP

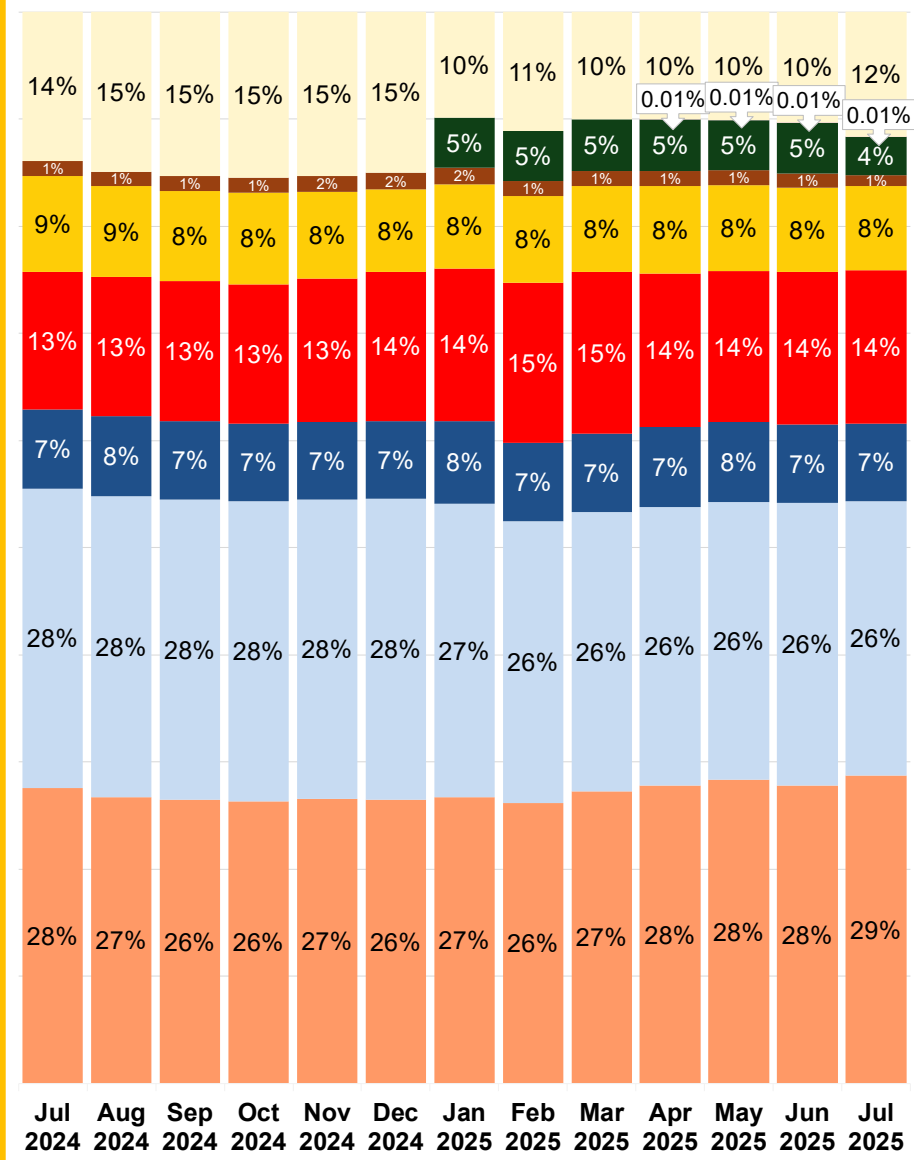
26 June - 25 July 2025



## Philippine Electricity Market Corporation



Share in No. of CC



Share in CC Consumption

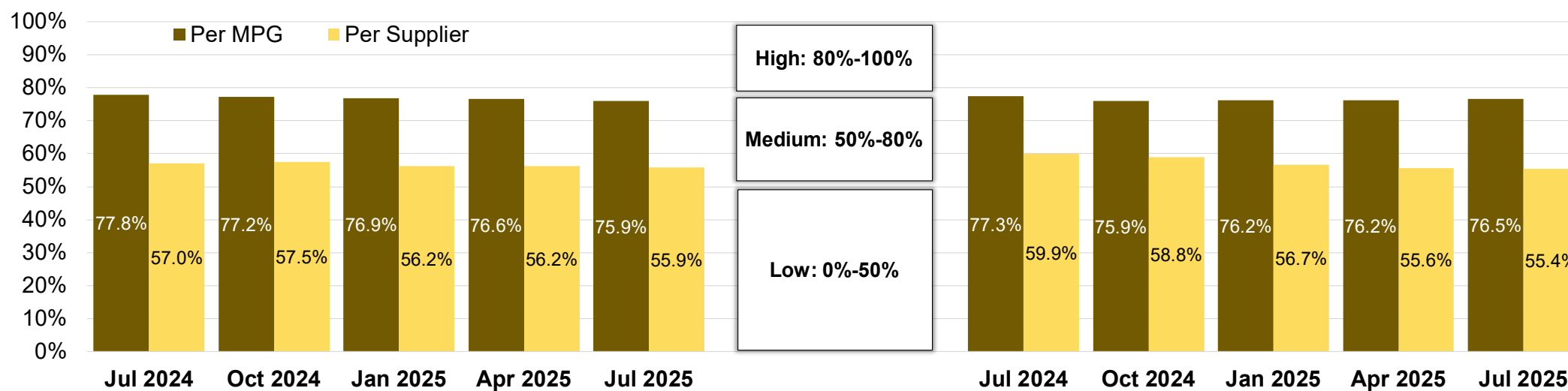
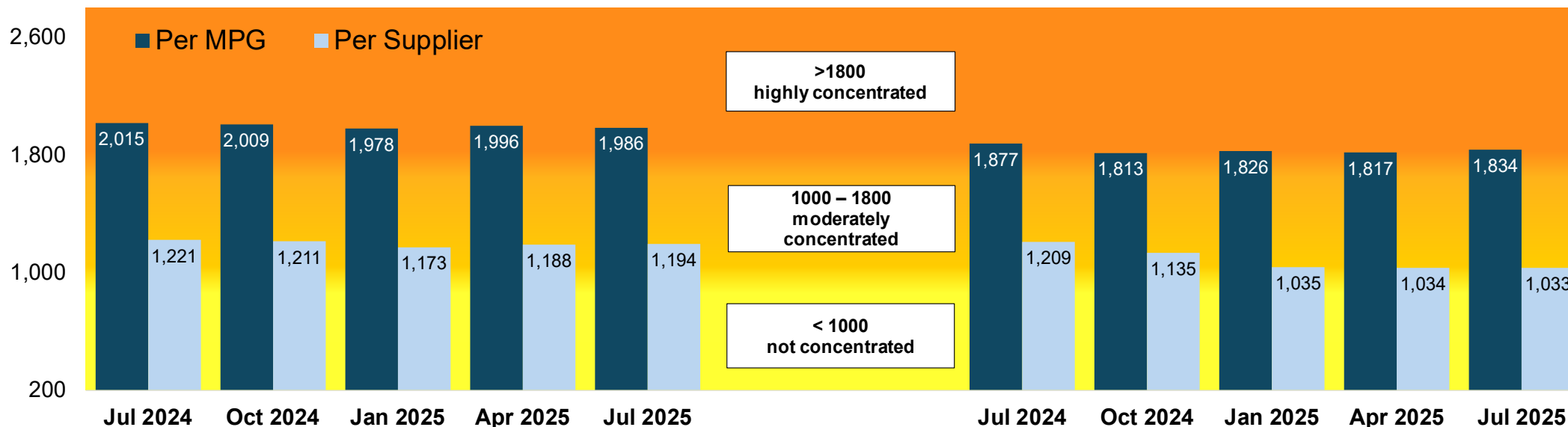
# RETAIL MARKET (CREM) MARKET CONCENTRATION

26 June - 25 July 2025



## Philippine Electricity Market Corporation

### Herfindahl–Hirschman Index (HHI)



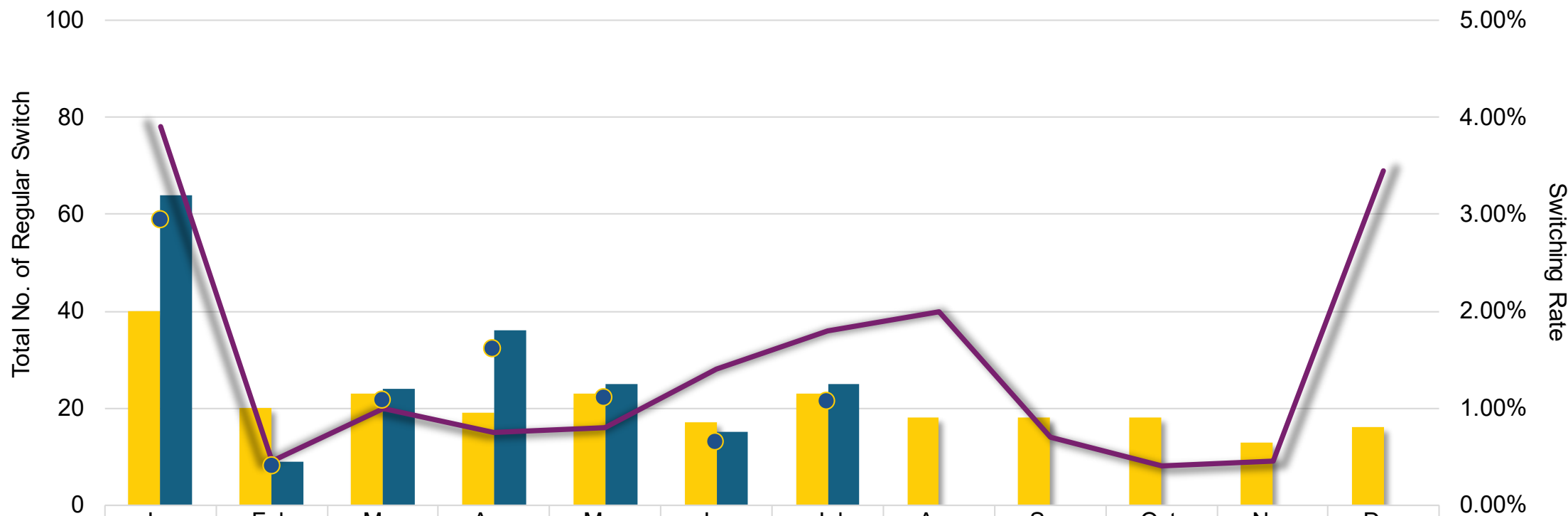
### Four-Firm Concentration Index (C4)

# RETAIL MARKET (CREM) CUSTOMER SWITCHING

26 June - 25 July 2025



Philippine Electricity  
Market Corporation



	Jan	Feb	Mar	Apr	May	Jun	Jul	Aug	Sep	Oct	Nov	Dec
2024	40	20	23	19	23	17	23	18	18	18	13	16
2025	64	9	24	36	25	15	25					
2025 Projected Switch	78	9	20	15	16	28	36	40	14	8	9	69
Customer Switch Rate	2.94%	0.41%	1.08%	1.61%	1.10%	0.66%	1.08%					

*Regular Switch - Commercial transfer of a Contestable Customer from one Supplier to another.*

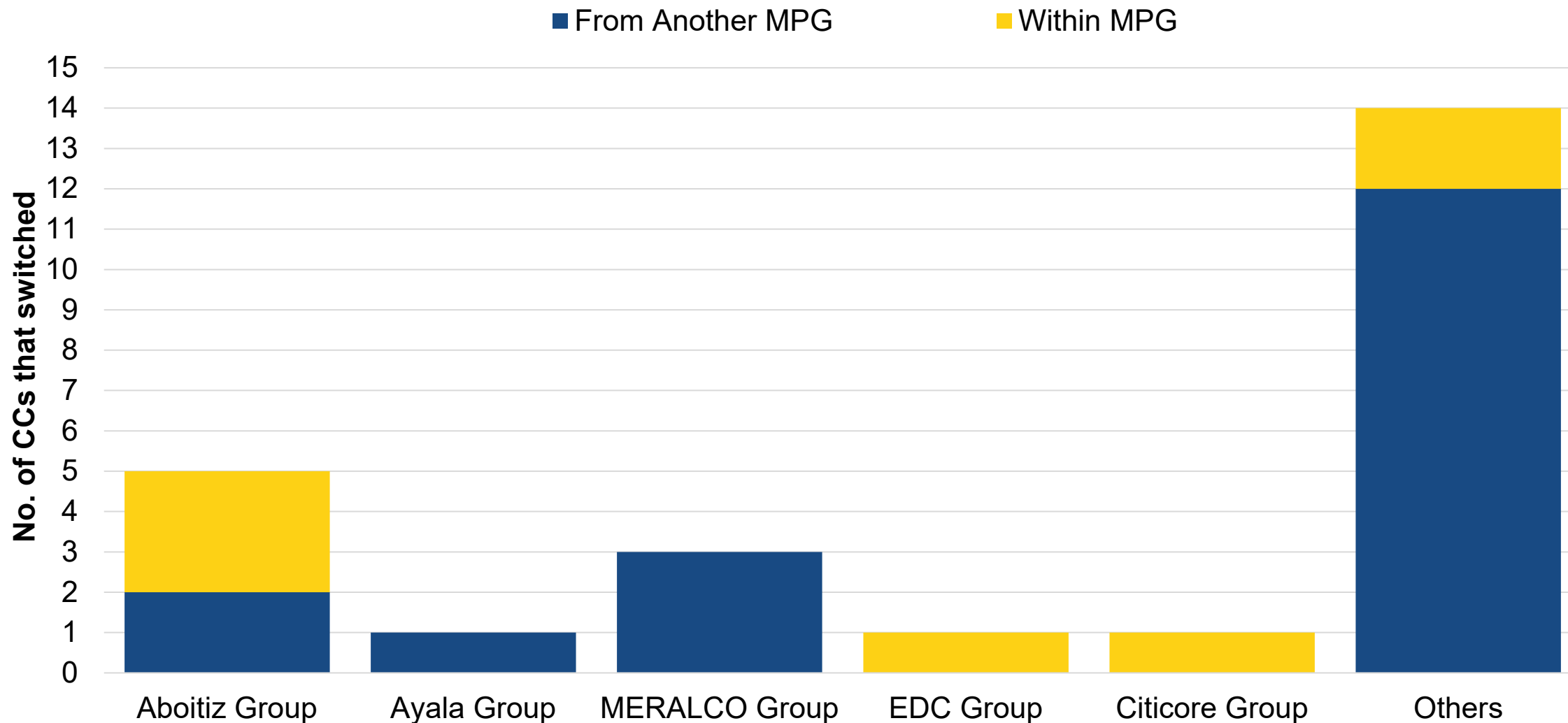
*Projected Switch - Contestable Customers with projected contract expiration during the billing period.*

# RETAIL MARKET (CREM) CUSTOMER SWITCHING

26 June - 25 July 2025



## Philippine Electricity Market Corporation



# GEOP

# AT A GLANCE

26 June - 25 July 2025



Total No. of Registered GEUs

**665**

6.06% increase



Total Energy Consumption of GEUs

**85 GWh**

2.04% decrease



Market Structure per Major Participant Group (Concentration - HHI)

**Highly Concentrated**

Previous Month: Highly Concentrated



GEU Load Factor

**72.12%**

1.20% increase



Number of Newly Registered GEUs

**38**

Previous Month 32



GEU Consumption Share of Total End-User Demand

**0.91%**



Combined Market Share of Top Three Major Participant Group\*

**91.1%**

0.80% decrease



Spot Exposure Level

**0.01%**

98.16% decrease



Customer Switches

**1**

Previous Month: 0



No. of Ceased GEUs

**0**

Previous Month: 2



RE Supplier Average Price

**PHP 6.74/kWh**

Based on the latest available data from ERC

\*The sum of the market shares of the top three groups/suppliers, based on the number of GEUs, is used to measure the market concentration and assess how much of the market is held by the leading groups/suppliers within the program. A higher value indicates greater concentration.

Top 3 group/suppliers:

- Ayala Group
- Energy Development Corporation (EDC Group)
- Others: Shell Energy Philippines, Inc.

**Avoided GHG Emission**  
**59,235.84 metric tCO<sub>2</sub>**

Environmental Impact



**12,877**

Cars removed from the road in a year\*\*

or



**2,719,736**

Equivalent Mature Trees Planted in a year\*\*\*

\*\* Based on EPA estimate that a typical gasoline-powered car emits approximately 4.6 metric tons of CO<sub>2</sub> per year. Source: U.S. EPA Greenhouse Gas Equivalencies Calculator, 2023.

\*\*\* Based on Arbor Day Foundation estimate that a mature tree absorbs approximately 48 pounds of CO<sub>2</sub> per year under typical growing conditions. Source: Arbor Day Foundation, "Tree Facts."

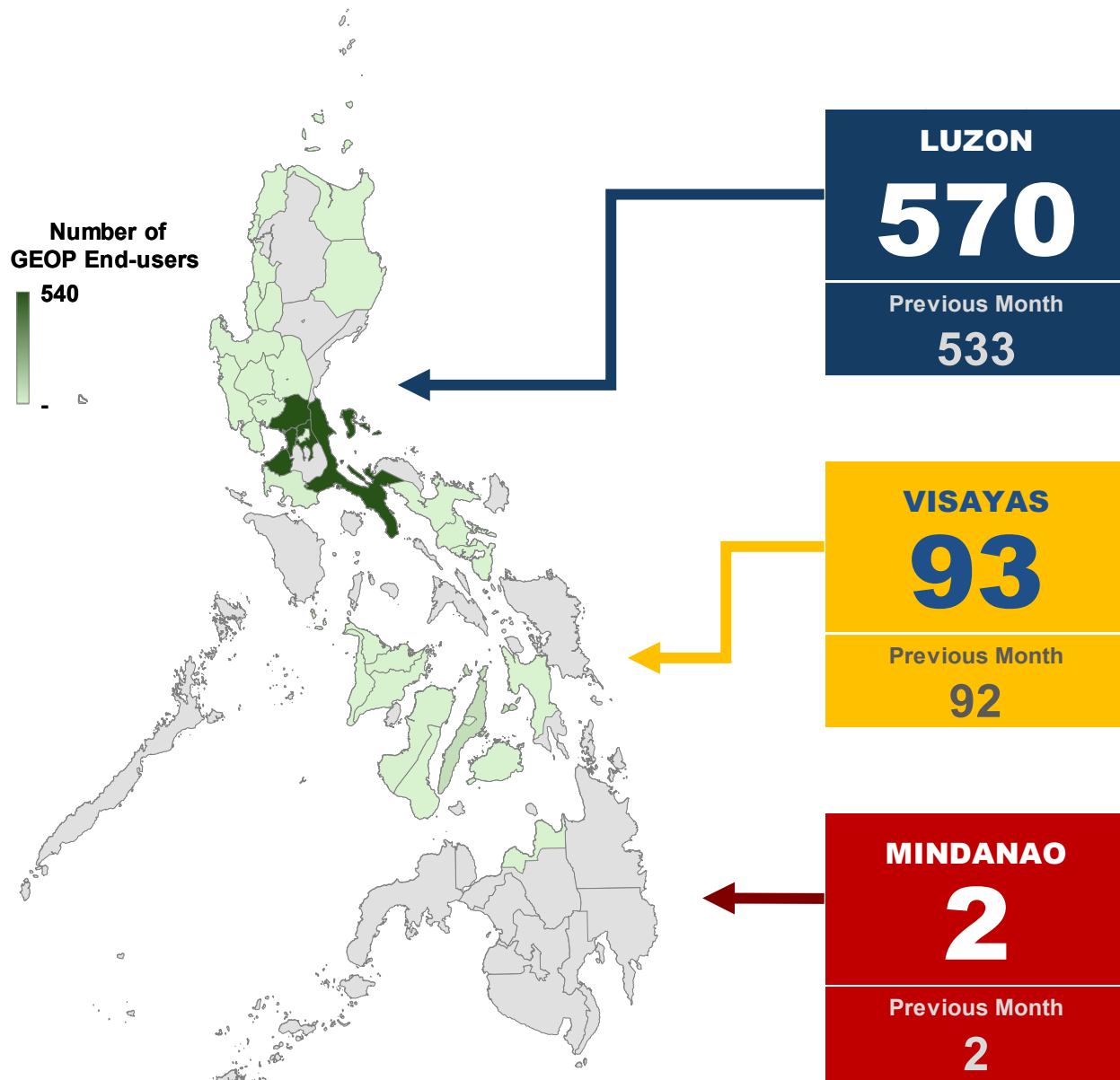
# RETAIL MARKET (GEOP)

## GEOP END-USERS

26 June - 25 July 2025



# Philippine Electricity Market Corporation



# 665

## Total Registered



100-499kW	500-749kW	750-999kW	1MW & Above
<b>636 Customers</b>	<b>22 Customers</b>	<b>6 Customers</b>	<b>1 Customers</b>
Previous Month: 604	Previous Month: 16	Previous Month: 6	Previous Month: 1

# RETAIL MARKET (GEOP)

## RENEWABLE ENERGY SUPPLIERS

26 June - 25 July 2025



Philippine Electricity  
Market Corporation

### Type of Supplier      Registered      Serving GEUs

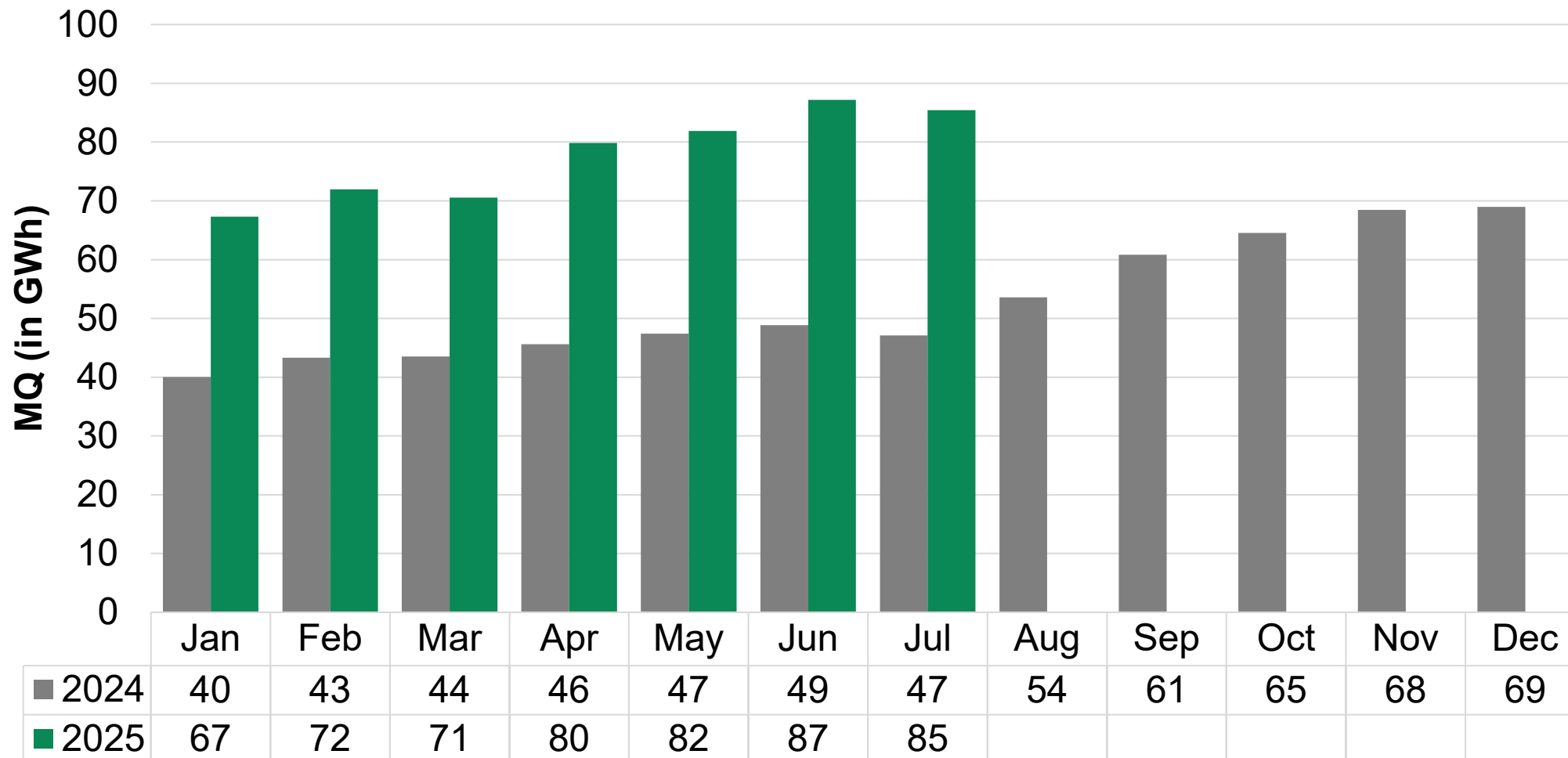
<b>Renewable Energy Suppliers (RE Supplier)</b>	<b>20</b>	<b>11</b>
Previous Month	19	10
<b>Local Retail Electricity Suppliers (LRES)</b>	<b>1</b>	<b>1</b>
Previous Month	1	1
<b>Supplier of Last Resort (SoLR)</b>	<b>15</b>	<b>0</b>
Previous Month	15	0

# RETAIL MARKET (GEOP)

## MONTHLY TOTAL CONSUMPTION (GEU)



26 June - 25 July 2025

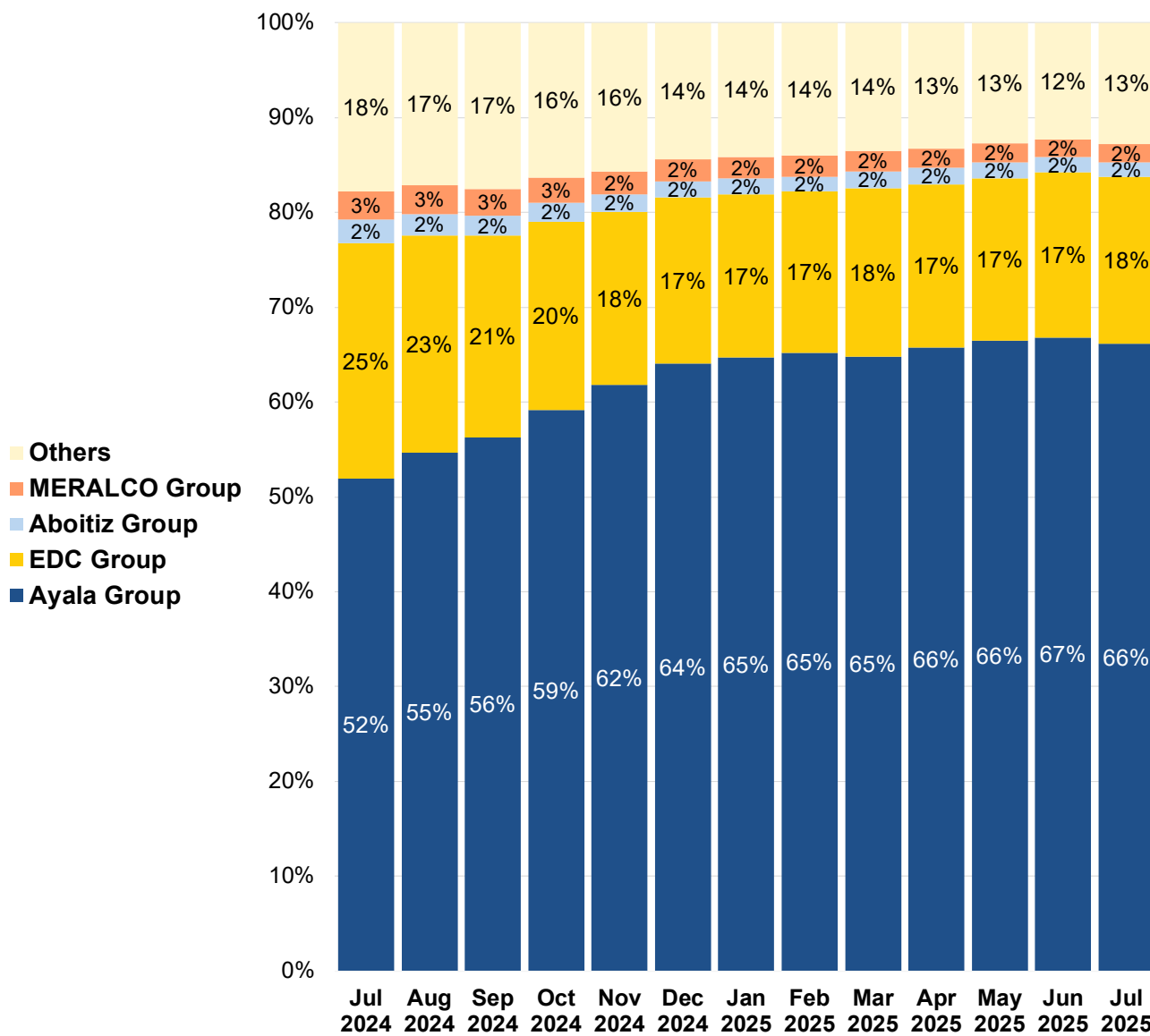


# RETAIL MARKET (GEOP) MARKET SHARE

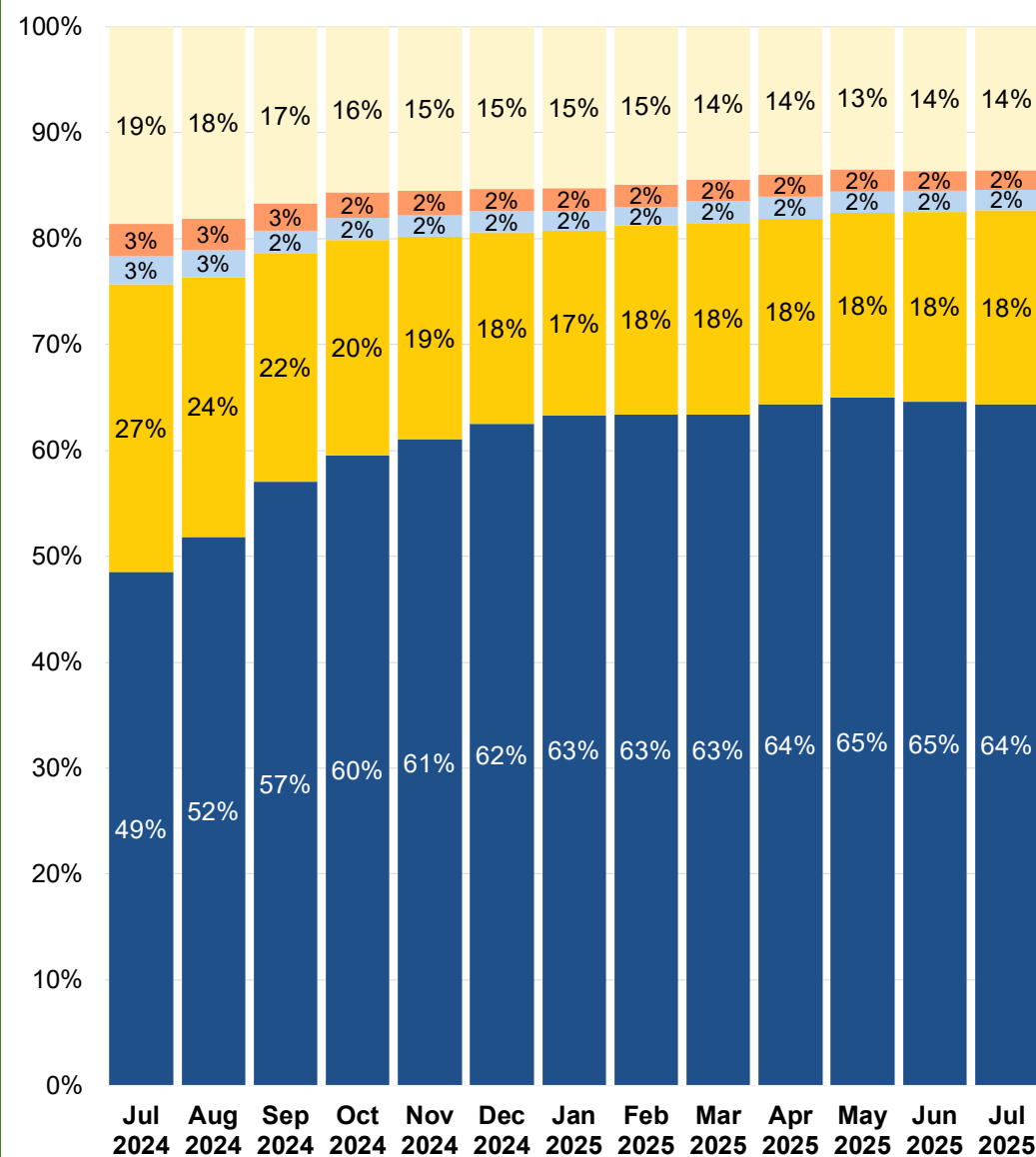
26 June - 25 July 2025



## Philippine Electricity Market Corporation



Share in No. of GEOP End-Users



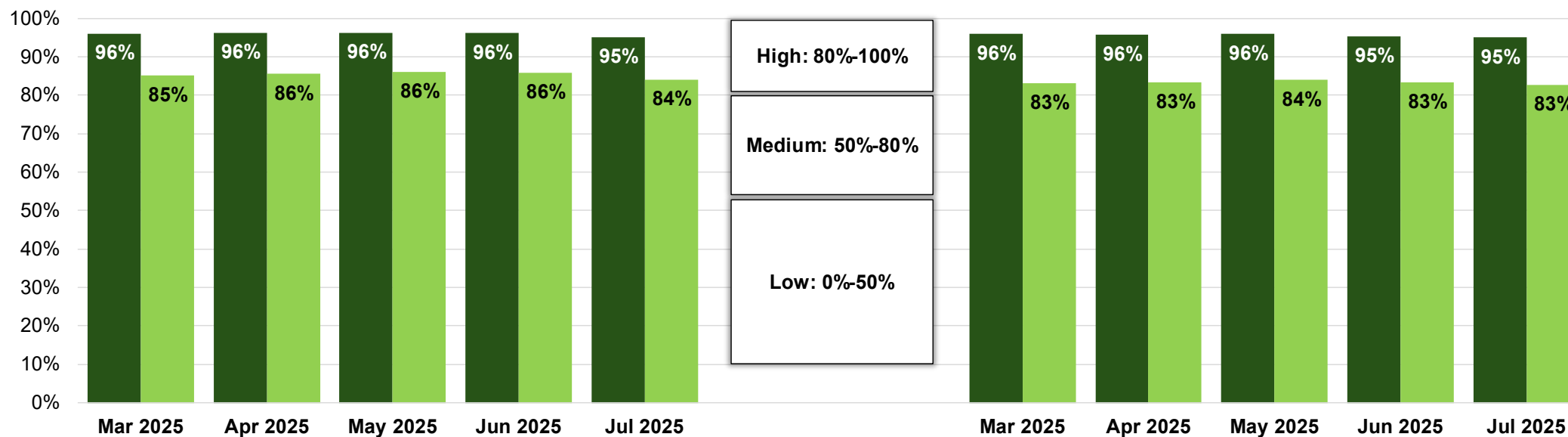
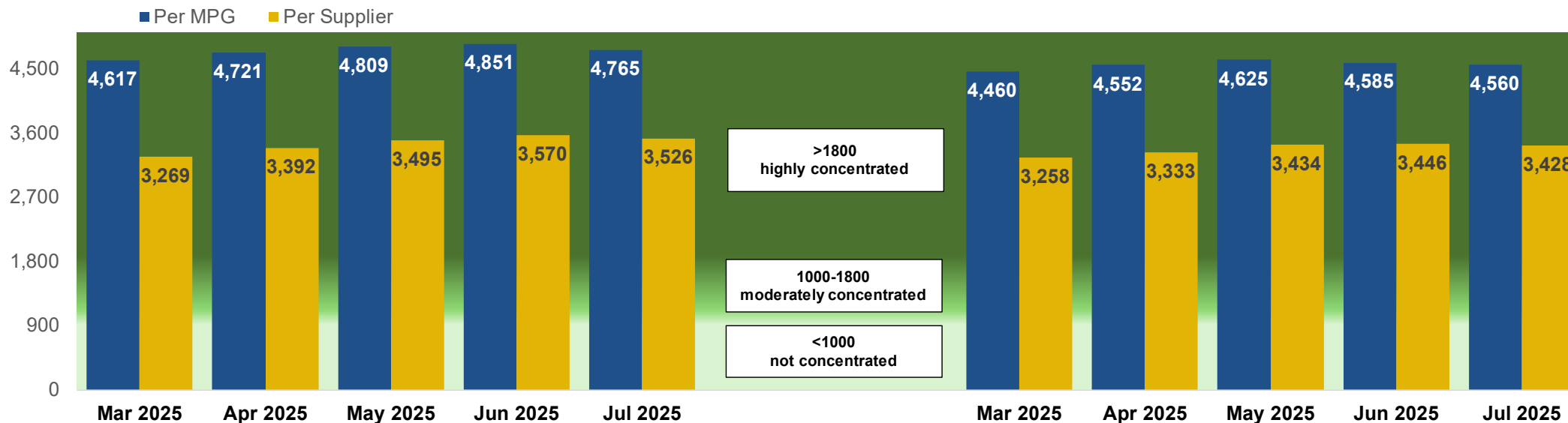
Share in Total Energy Consumption

# RETAIL MARKET (GEOP) MARKET CONCENTRATION

26 June - 25 July 2025



## Philippine Electricity Market Corporation

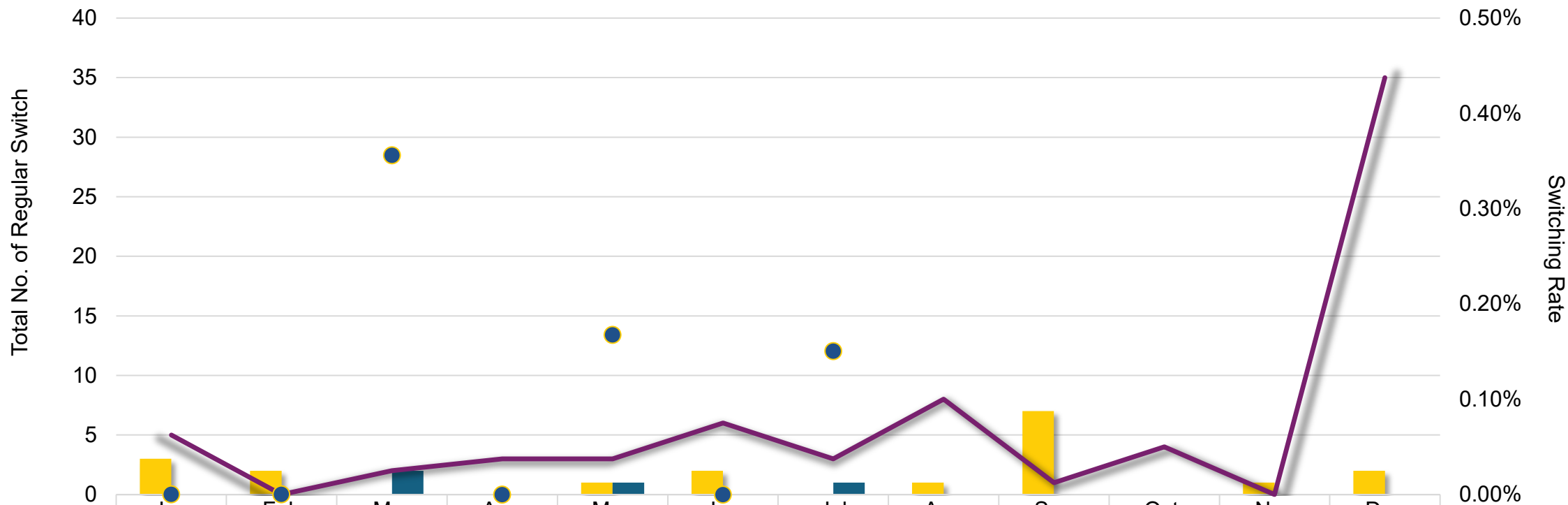


# RETAIL MARKET (GEOP) CUSTOMER SWITCHING

26 June - 25 July 2025



## Philippine Electricity Market Corporation



	Jan	Feb	Mar	Apr	May	Jun	Jul	Aug	Sep	Oct	Nov	Dec
2024	3	2	0	0	1	2	0	1	7	0	1	2
2025	0	0	2	0	1	0	1					
2025 Projected Switch	5	0	2	3	3	6	3	8	1	4	0	35
Customer Switch Rate	0.00%	0.00%	0.36%	0.00%	0.17%	0.00%	0.15%					

*Regular Switch - Commercial transfer of a Contestable Customer from one Supplier to another.*

*Projected Switch - Contestable Customers with projected contract expiration during the billing period.*