

# MONTHLY RETAIL MARKET STATISTICS



---

**August 2025**  
(26 July to 25 August 2025)

Document Information Classification: Public

The information contained in this document is based on data that are subject to continuous verification by the Philippine Electricity Market Corporation (PEMC). The same information is subject to change as updated figures come in.

# CREM

# AT A GLANCE

26 July - 25 August 2025



Total No. of Registered CCs

**2,377**

2.32% increase



Total Energy Consumption of CCs

**2,197 GWh**

2.70% increase



Market Structure per Major Participant Group (Concentration - HHI)

**Highly Concentrated**

Previous Month: Highly Concentrated



CCs Load Factor

**80.82%**

1.45% decrease



Number of Newly Registered CCs

**55**

Previous Month: 33



CC Consumption Share of Total End-User Demand

**22.39%**



Combined Market Share of Top Three Major Participant Group\*

**67.0%**

2.34% decrease



Spot Exposure Level

**5.97%**

10.40% increase



Customer Switches

**42**

Previous Month: 25



No. of Ceased CCs

**1**

Previous Month: 0



Weighted Average Retail Generation Rate

**PHP 5.63/kWh**

Based on the latest available data from the ERC

\*The sum of the market shares of the top three groups/suppliers, based on the number of CCs, is used to measure the market concentration and assess how much of the market is held by the leading groups/suppliers within the program. A higher value indicates greater concentration.

Top 3 group/suppliers:

- MERALCO Group
- Aboitiz Group
- Ayala Group

## Estimated Savings



**PHP 502.31 Million\*\*\***

\*\*\*based on the difference between the WARGR of RESs and the average generation rate of the top five DUs by CREM consumption for the period.

## RETAIL AGGREGATION PROGRAM (RAP)\*\*



Total Energy Consumption of RAGs

**13.14 GWh**

Previous Month: 8.42 GWh



Total No. of Registered RAG

**37**

Previous Month: 21

\*\*Statistics from the RAP have been integrated into the figures and values shown in the CREM.

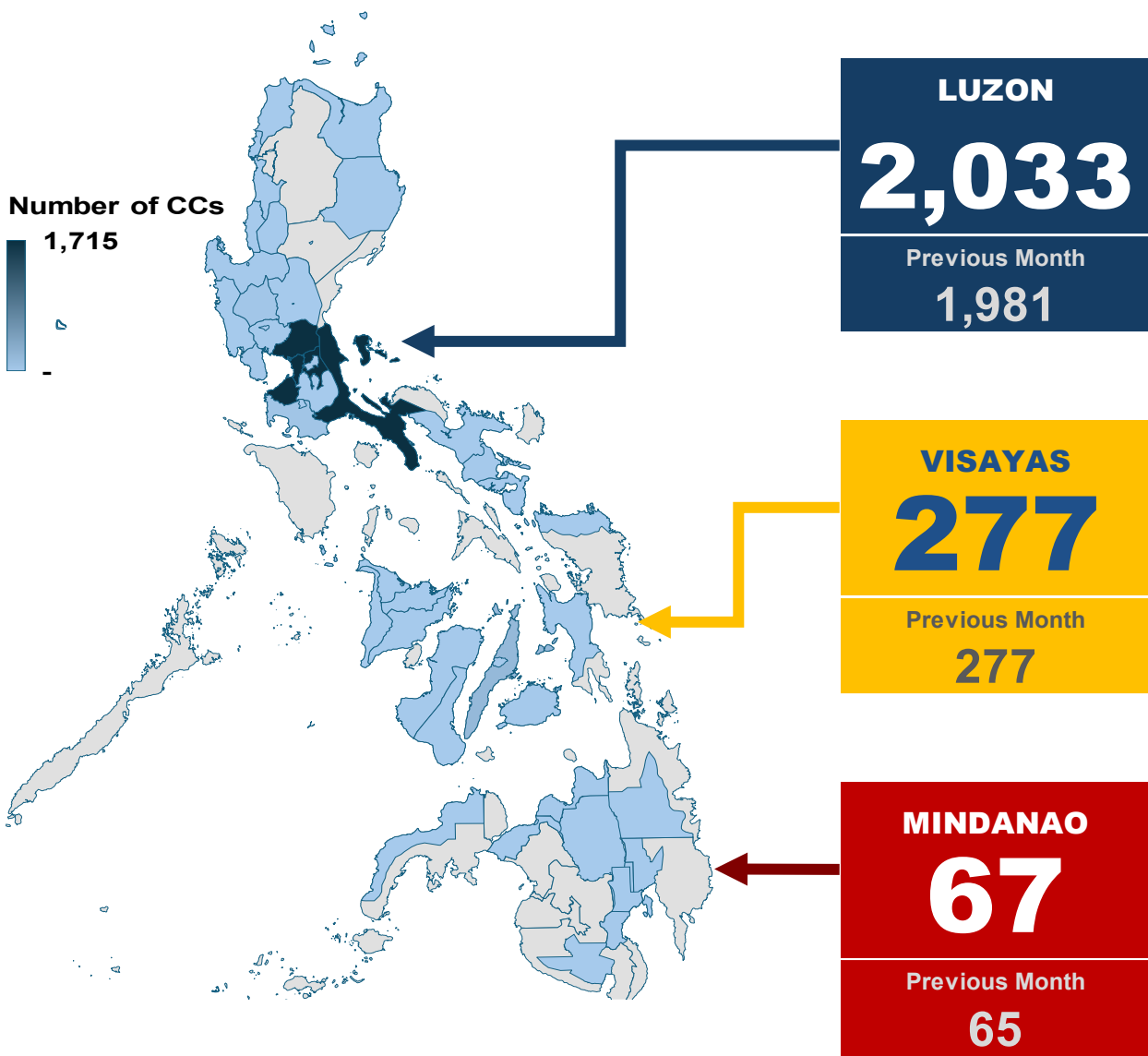
# RETAIL MARKET (CREM)

## CREM End-Users

26 July - 25 August 2025

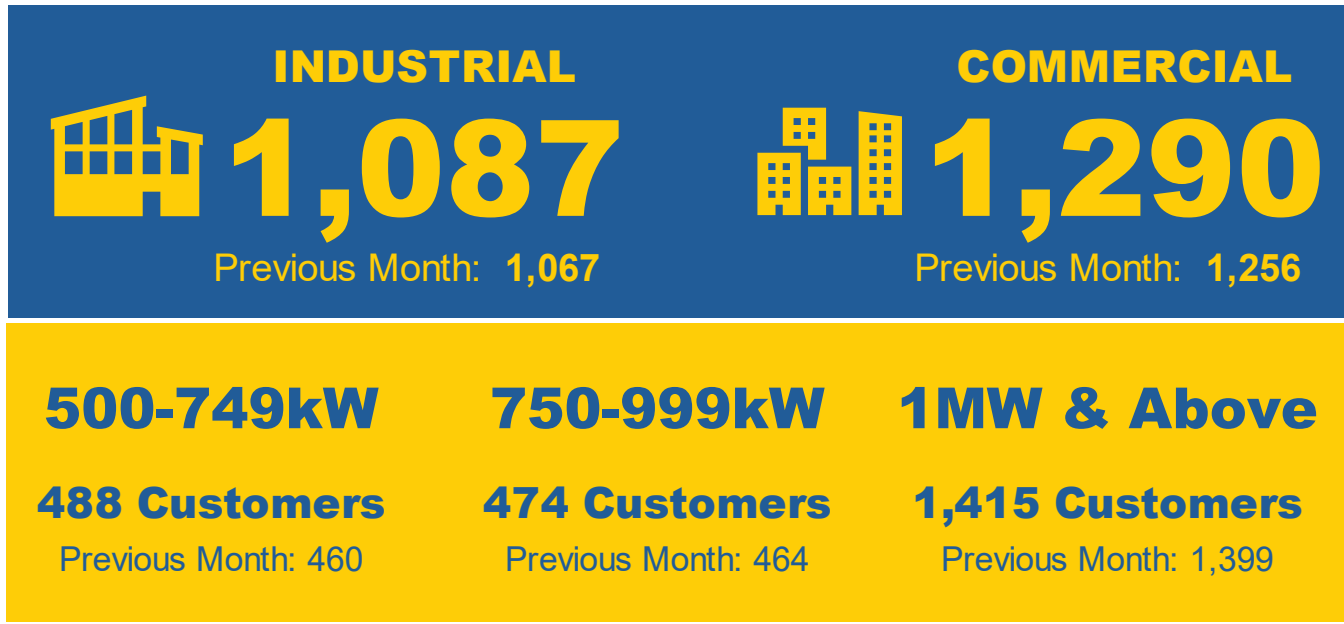


# Philippine Electricity Market Corporation



# 2,377

## Total Registered



# RETAIL MARKET (CREM)

## RETAIL ELECTRICITY SUPPLIERS (RES)

26 July - 25 August 2025



Philippine Electricity  
Market Corporation

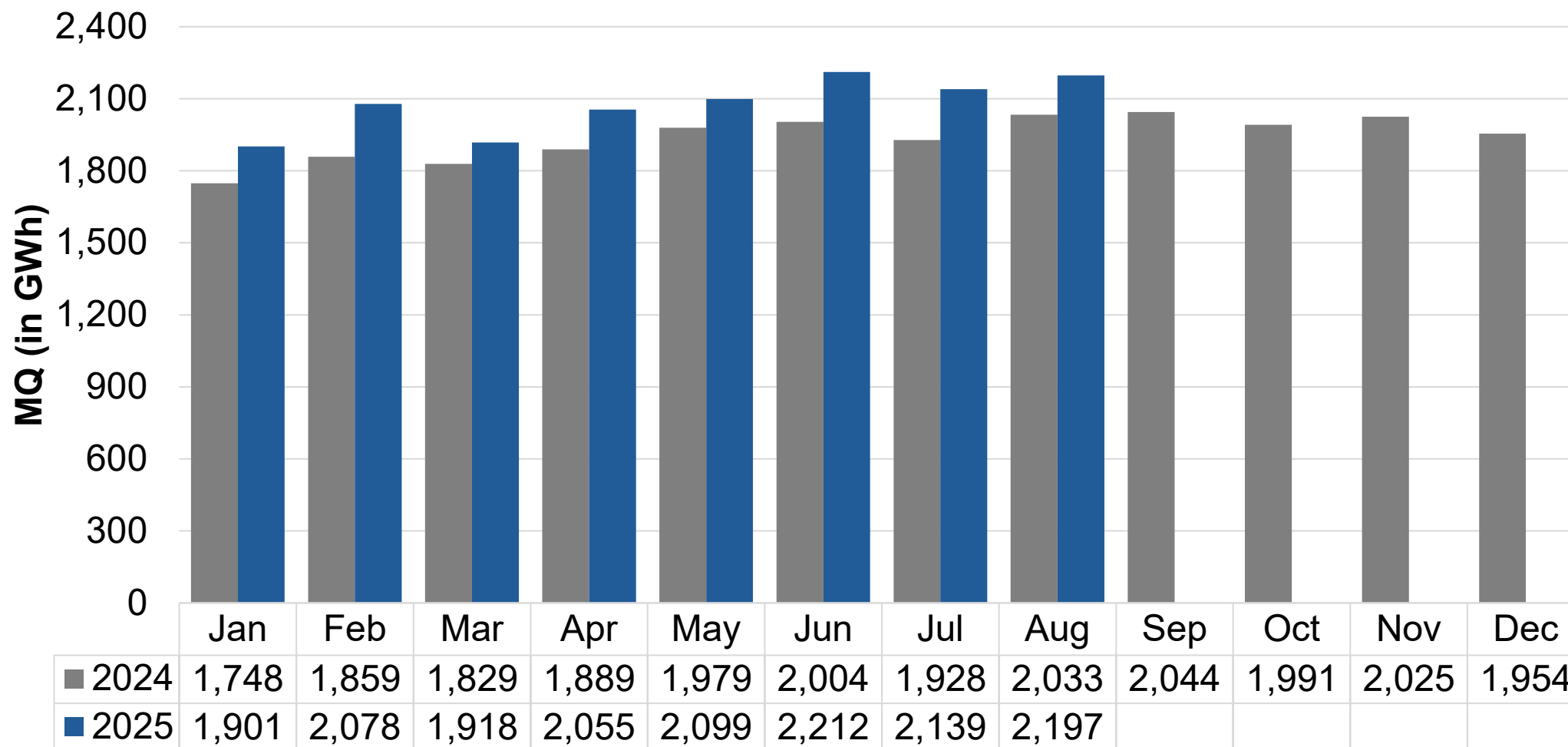
Type of Supplier	Registered	Serving CREM End-Users
<b>Retail Electricity Suppliers (RES)</b>	<b>53</b>	<b>38</b>
Previous Month	53	38
<b>Local Retail Electricity Suppliers (LRES)</b>	<b>15</b>	<b>3</b>
Previous Month	15	3
<b>Supplier of Last Resort (SoLR)</b>	<b>27</b>	<b>0</b>
Previous Month	27	0

# RETAIL MARKET (CREM) MONTHLY TOTAL CONSUMPTION

26 July - 25 August 2025



Philippine Electricity  
Market Corporation

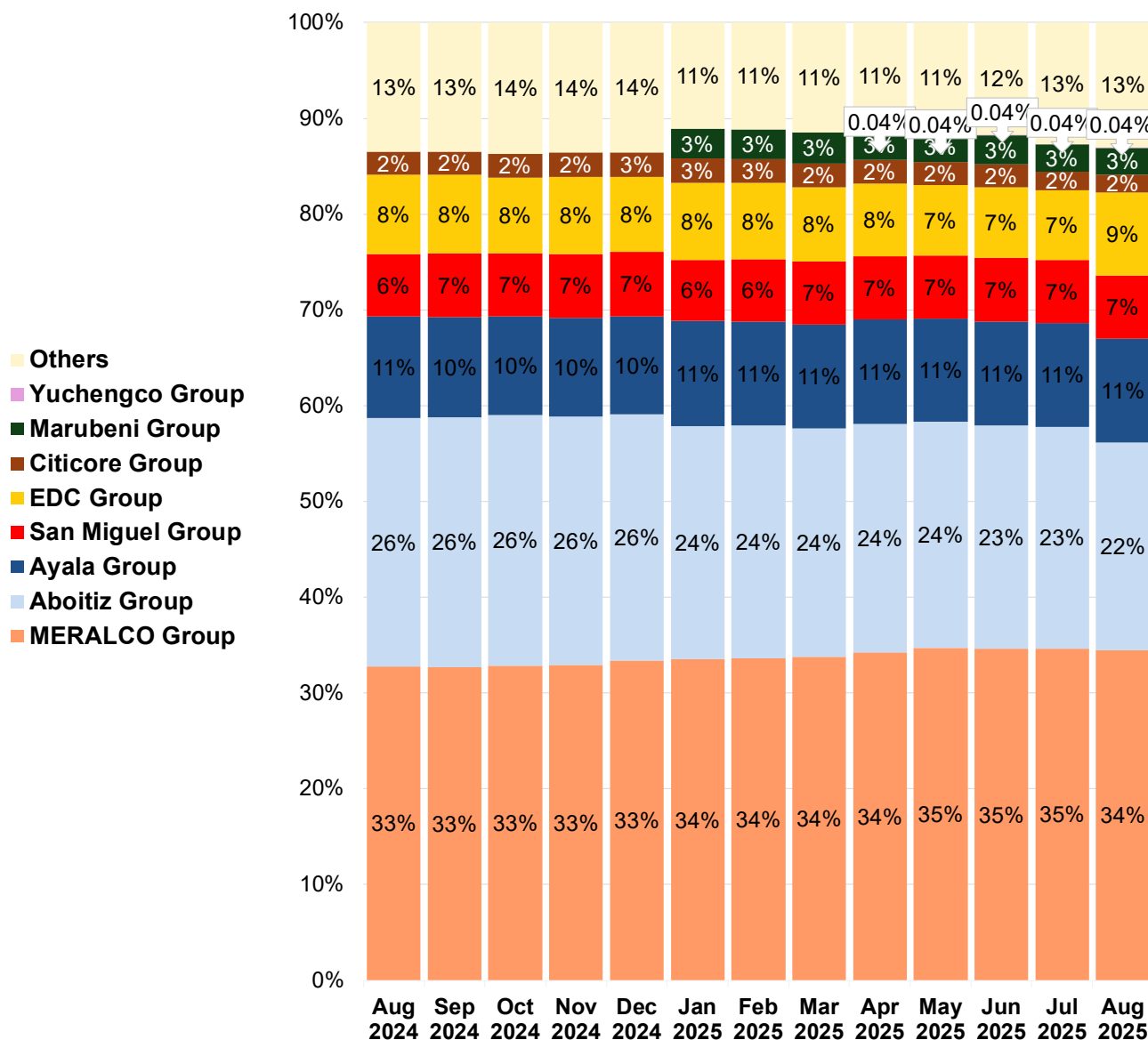


# RETAIL MARKET (CREM) MARKET SHARE

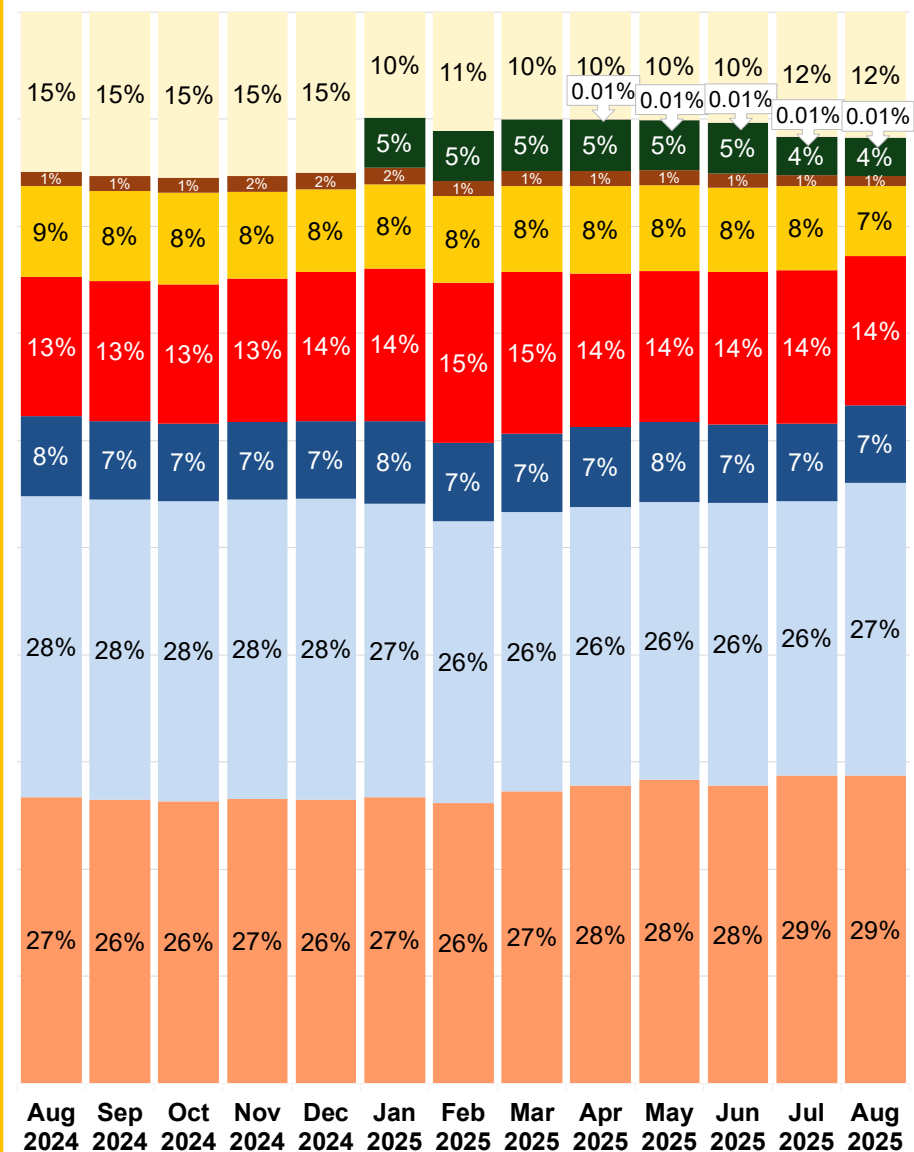
26 July - 25 August 2025



## Philippine Electricity Market Corporation



Share in No. of CREM End-Users



Share in CREM End-Users Consumption

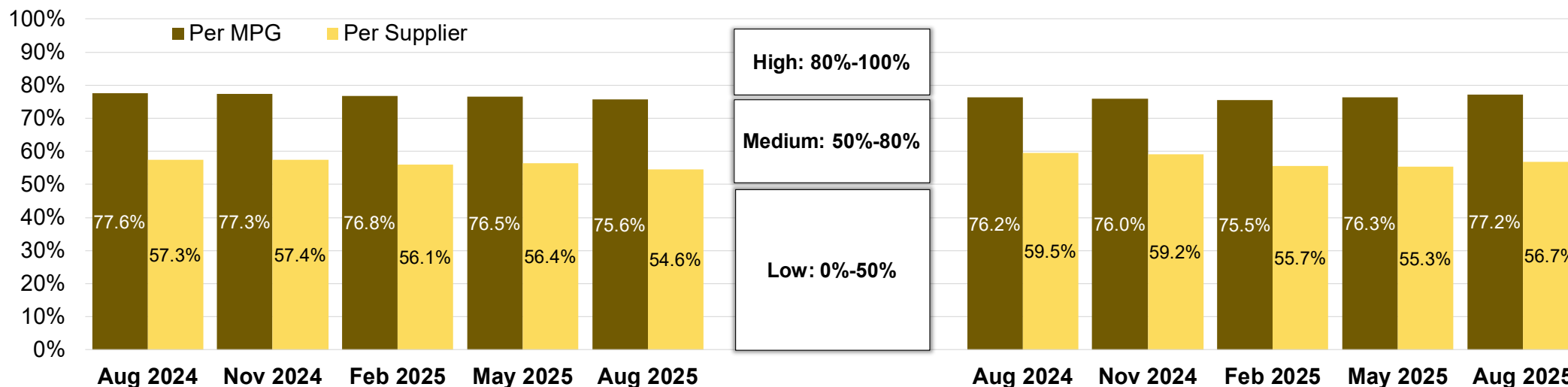
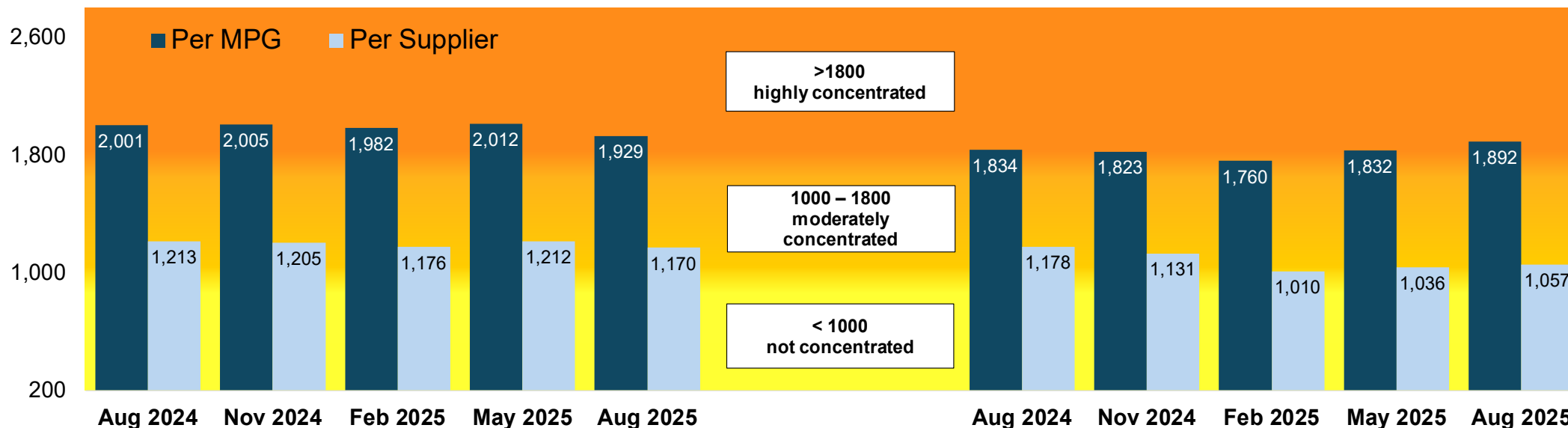
# RETAIL MARKET (CREM) MARKET CONCENTRATION

26 July - 25 August 2025



## Philippine Electricity Market Corporation

### Herfindahl–Hirschman Index (HHI)



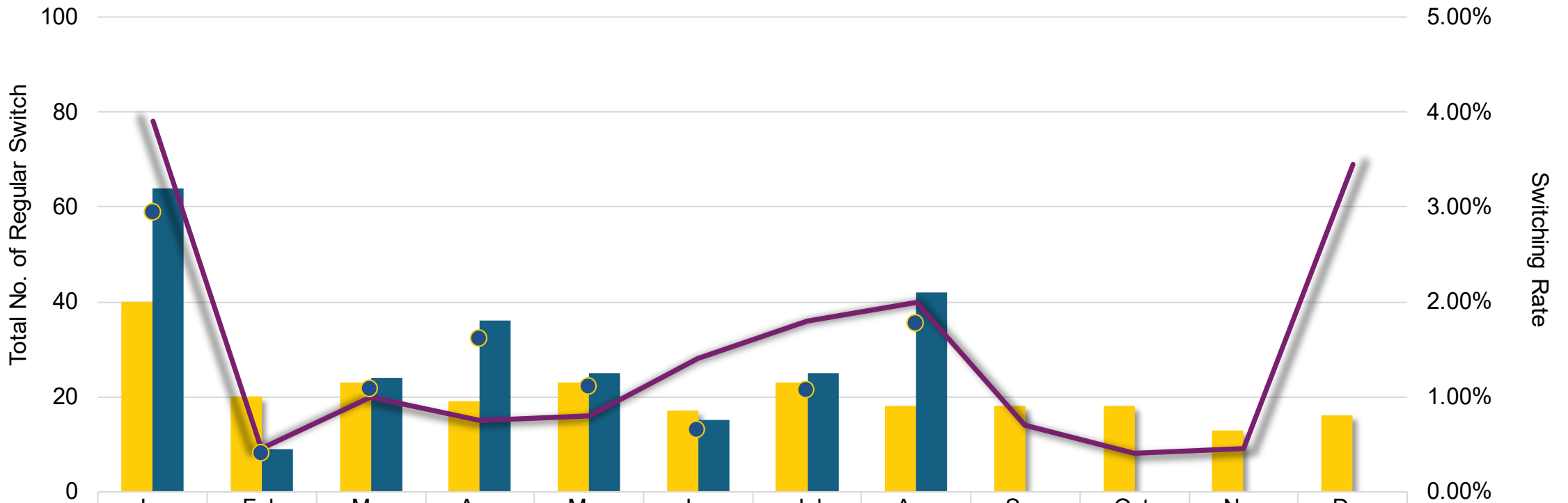
### Four-Firm Concentration Index (C4)

# RETAIL MARKET (CREM) CUSTOMER SWITCHING

26 July - 25 August 2025



Philippine Electricity  
Market Corporation



2024	40	20	23	19	23	17	23	18	18	18	13	16
2025	64	9	24	36	25	15	25	42				
2025 Projected Switch	78	9	20	15	16	28	36	40	14	8	9	69
Customer Switch Rate	2.94%	0.41%	1.08%	1.61%	1.10%	0.66%	1.08%	1.77%				

*Regular Switch - Commercial transfer of a Contestable Customer from one Supplier to another.*

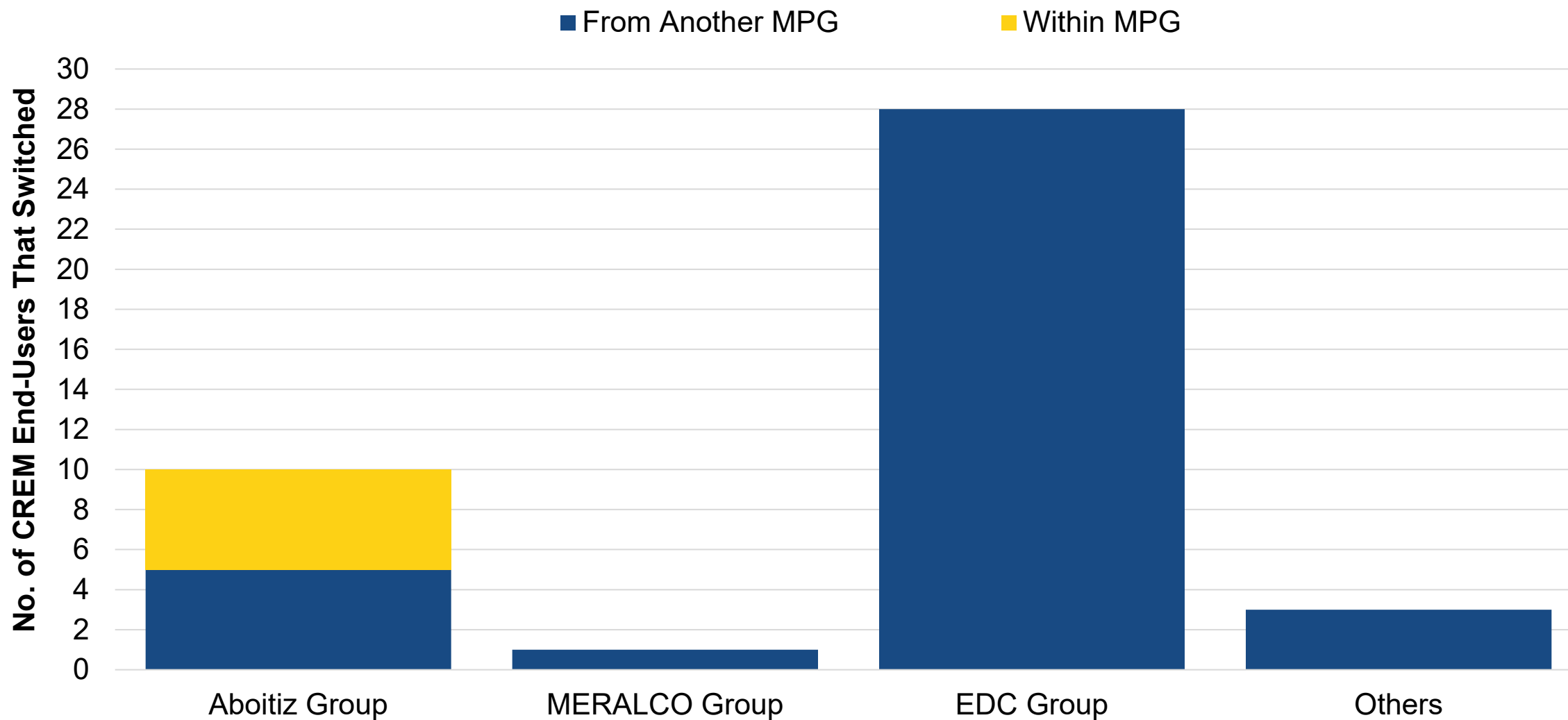
*Projected Switch - Contestable Customers with projected contract expiration during the billing period.*

# RETAIL MARKET (CREM) CUSTOMER SWITCHING

26 July - 25 August 2025



## Philippine Electricity Market Corporation



# GEOP

# AT A GLANCE

26 July - 25 August 2025



Total No. of Registered GEUs

**693**

4.21% increase



Total Energy Consumption of GEUs

**92 GWh**

7.25% increase



Market Structure per Major Participant Group (Concentration - HHI)

**Highly Concentrated**

Previous Month: Highly Concentrated



GEU Load Factor

**69.89%**

3.10% decrease



Number of Newly Registered GEUs

**28**

Previous Month: 38



GEU Consumption Share of Total End-User Demand

**0.93%**



Combined Market Share of Top Three Major Participant Group\*

**91.5%**

0.39% increase



Spot Exposure Level

**0.34%**

Previous Month: 0.01%



Customer Switches

**0**

Previous Month: 1



No. of Ceased GEUs

**0**

Previous Month: 0



RE Supplier Average Price

**PHP 6.74/kWh**

Based on the latest available data from ERC

\*The sum of the market shares of the top three groups/suppliers, based on the number of GEUs, is used to measure the market concentration and assess how much of the market is held by the leading groups/suppliers within the program. A higher value indicates greater concentration.

Top 3 group/suppliers:

- Ayala Group
- Energy Development Corporation (EDC Group)
- Others: Shell Energy Philippines, Inc.

Avoided GHG Emission  
**63,530.68 metric tCO<sub>2</sub>**

Environmental Impact



**13,811**

Cars removed from the road in a year\*\*

or



**2,916,927**

Equivalent Mature Trees Planted in a year\*\*\*

\*\* Based on EPA estimate that a typical gasoline-powered car emits approximately 4.6 metric tons of CO<sub>2</sub> per year. Source: U.S. EPA Greenhouse Gas Equivalencies Calculator, 2023.

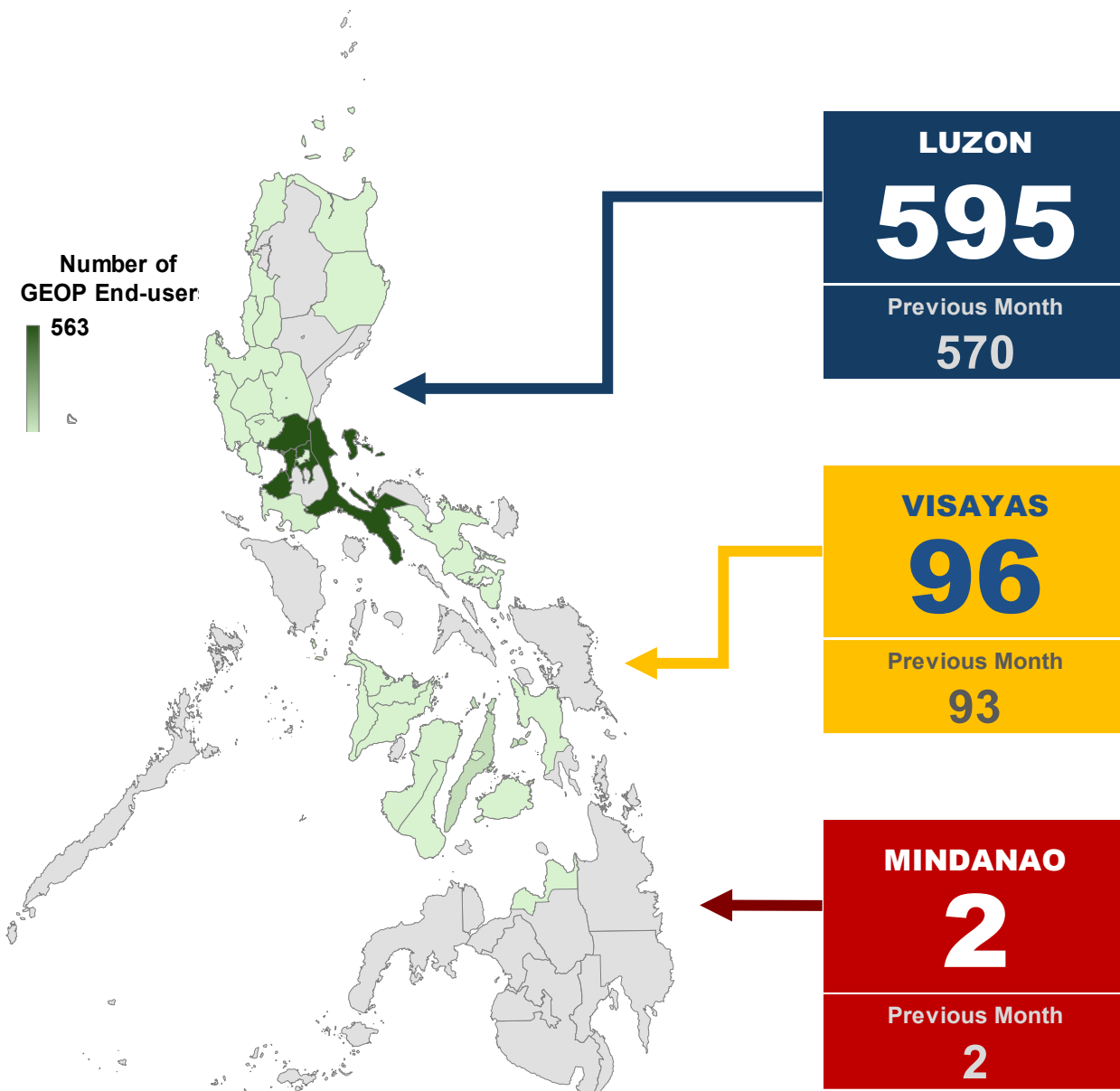
\*\*\* Based on Arbor Day Foundation estimate that a mature tree absorbs approximately 48 pounds of CO<sub>2</sub> per year under typical growing conditions. Source: Arbor Day Foundation, "Tree Facts."

# RETAIL MARKET (GEOP) GEOP END-USERS (GEU)

26 July - 25 August 2025



## Philippine Electricity Market Corporation



# 693

## Total Registered



100-499kW	500-749kW	750-999kW	1MW & Above
<b>663 Customers</b>	<b>23 Customers</b>	<b>6 Customers</b>	<b>1 Customers</b>
Previous Month: 636	Previous Month: 22	Previous Month: 6	Previous Month: 1

# RETAIL MARKET (GEOP)

## RENEWABLE ENERGY SUPPLIERS

26 July - 25 August 2025



Philippine Electricity  
Market Corporation

### Type of Supplier      Registered      Serving GEUs

<b>Renewable Energy Suppliers (RE Supplier)</b>	<b>20</b>	<b>11</b>
Previous Month	20	11
<b>Local Retail Electricity Suppliers (LRES)</b>	<b>1</b>	<b>1</b>
Previous Month	1	1
<b>Supplier of Last Resort (SoLR)</b>	<b>15</b>	<b>0</b>
Previous Month	15	0

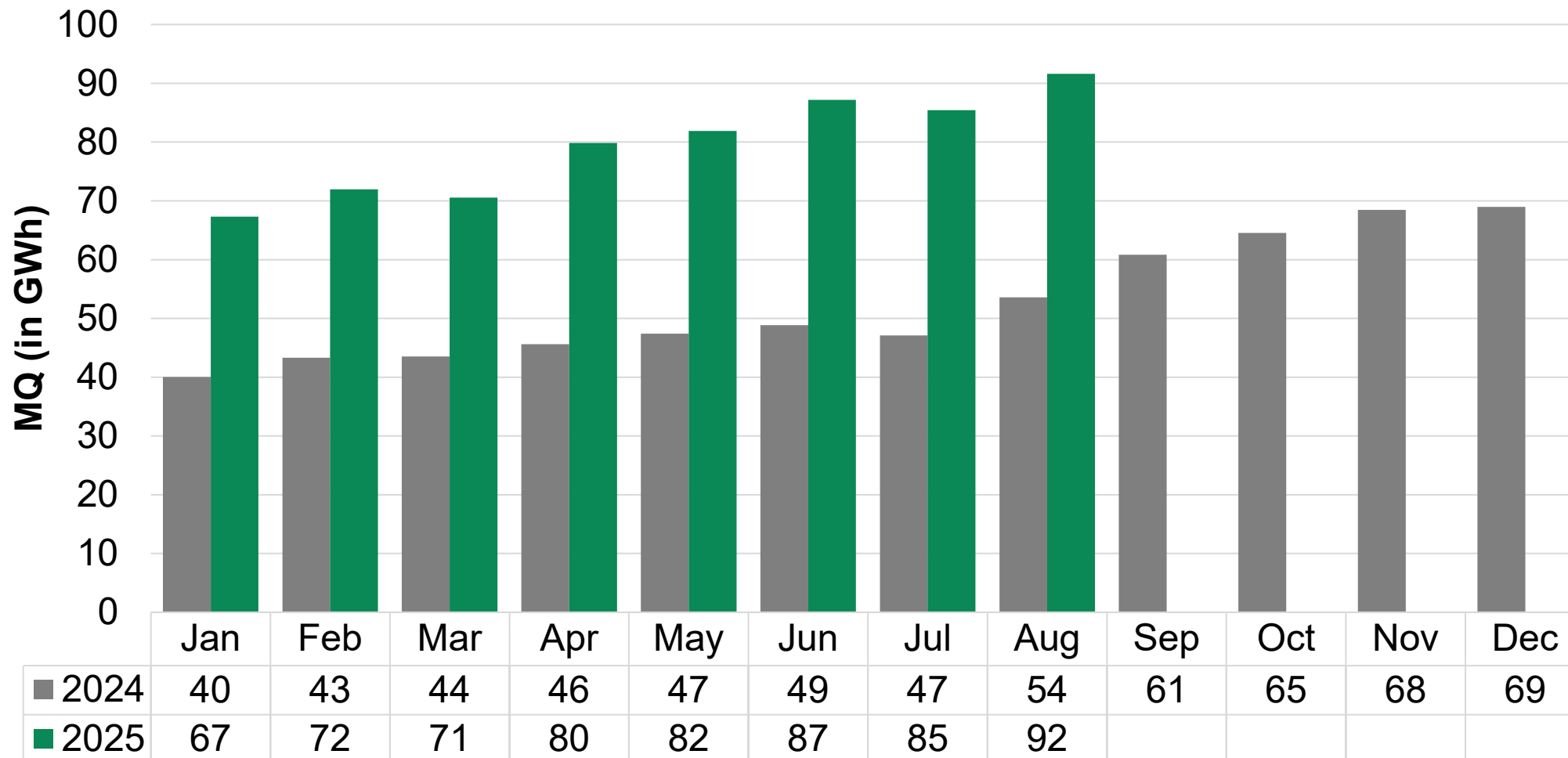
# RETAIL MARKET (GEOP)

## MONTHLY TOTAL CONSUMPTION (GEU)

26 July - 25 August 2025



# Philippine Electricity Market Corporation



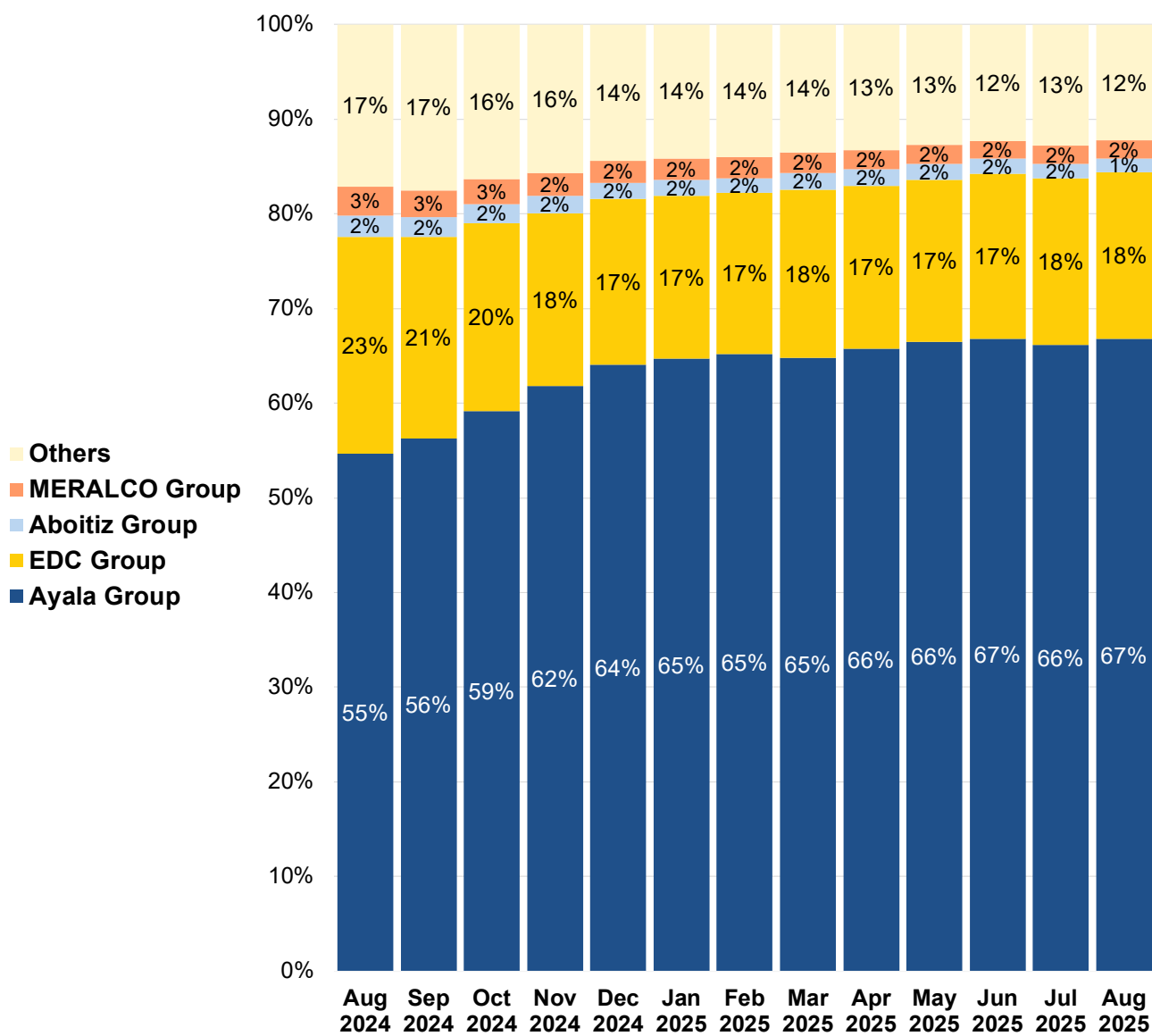
# RETAIL MARKET (GEOP)

## MARKET SHARE

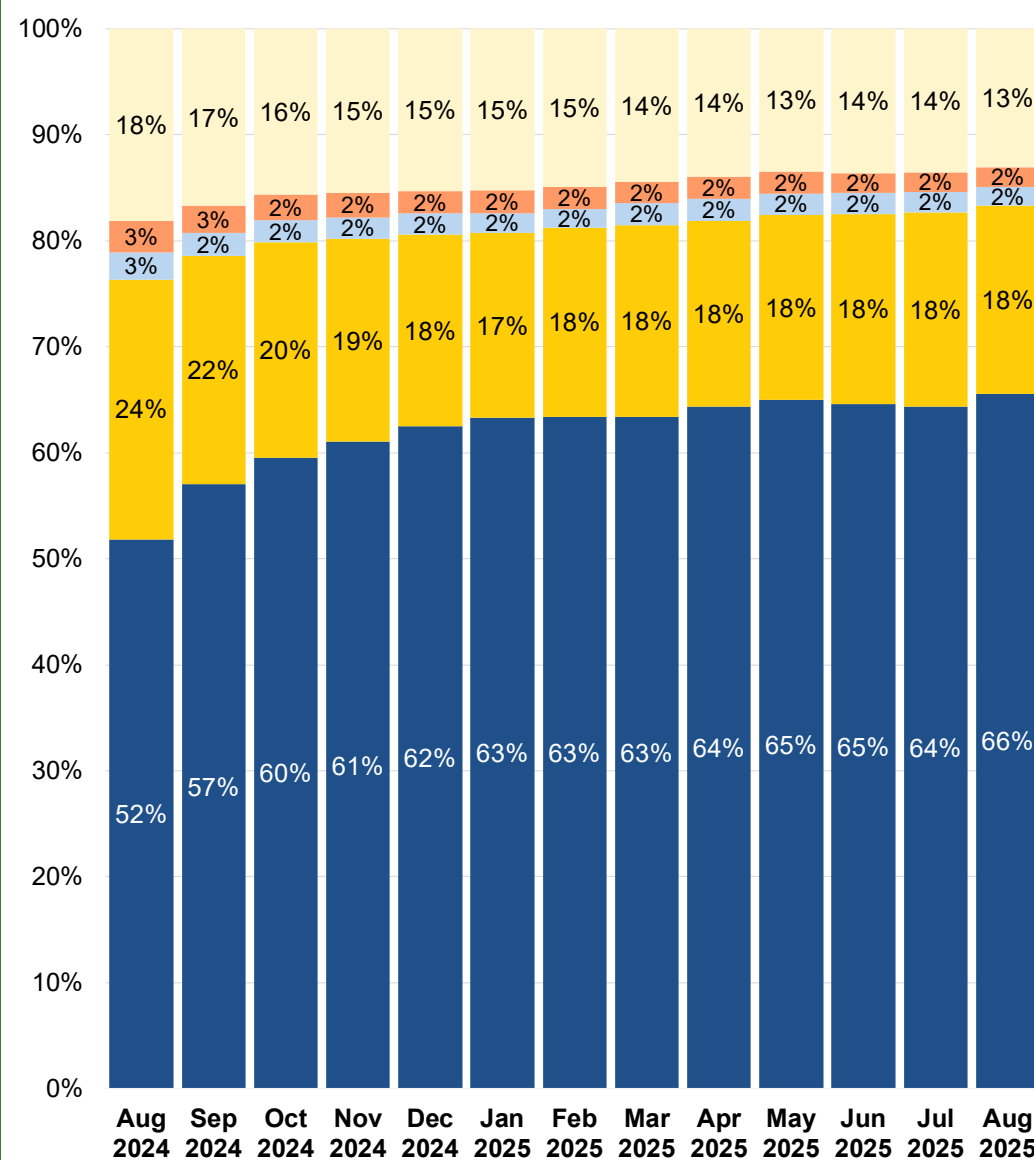
26 July - 25 August 2025



# Philippine Electricity Market Corporation



Share in No. of GEOP End-Users



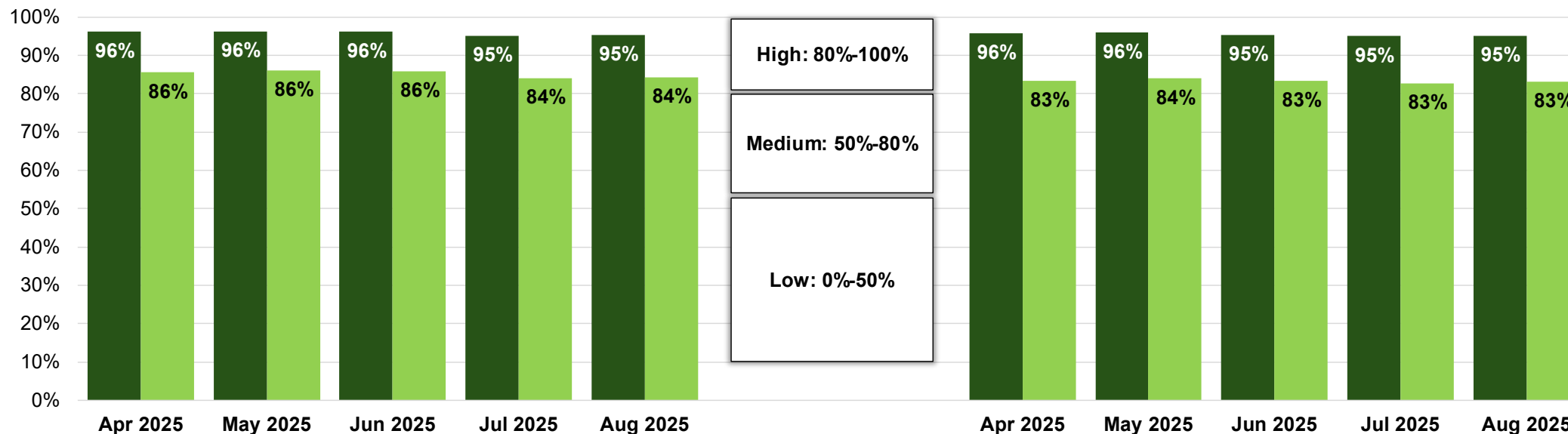
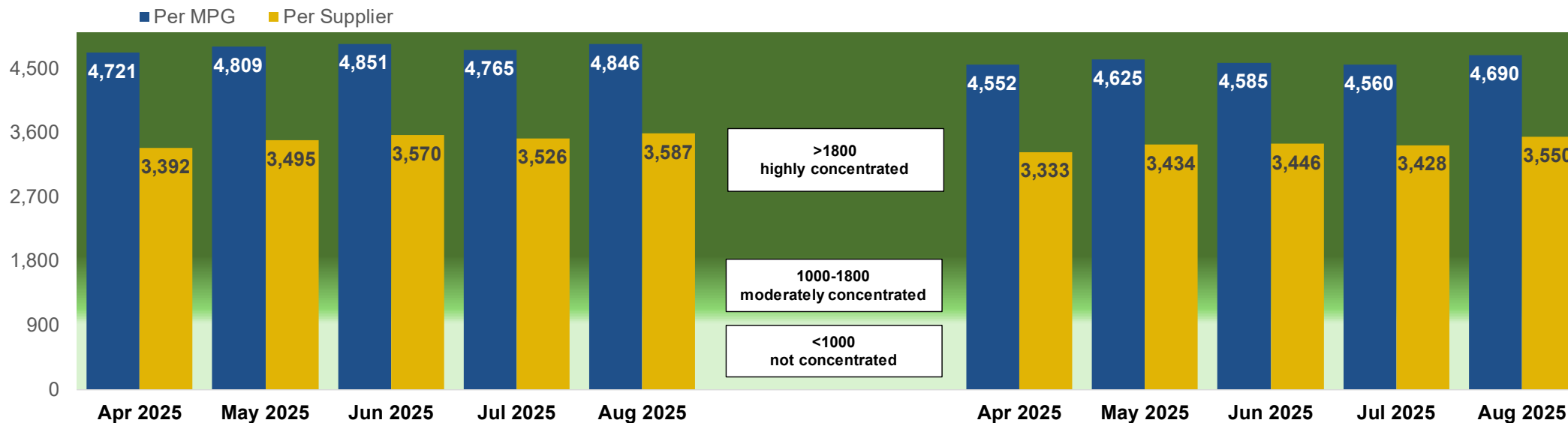
Share in Total Energy Consumption

# RETAIL MARKET (GEOP) MARKET CONCENTRATION

26 July - 25 August 2025



## Philippine Electricity Market Corporation

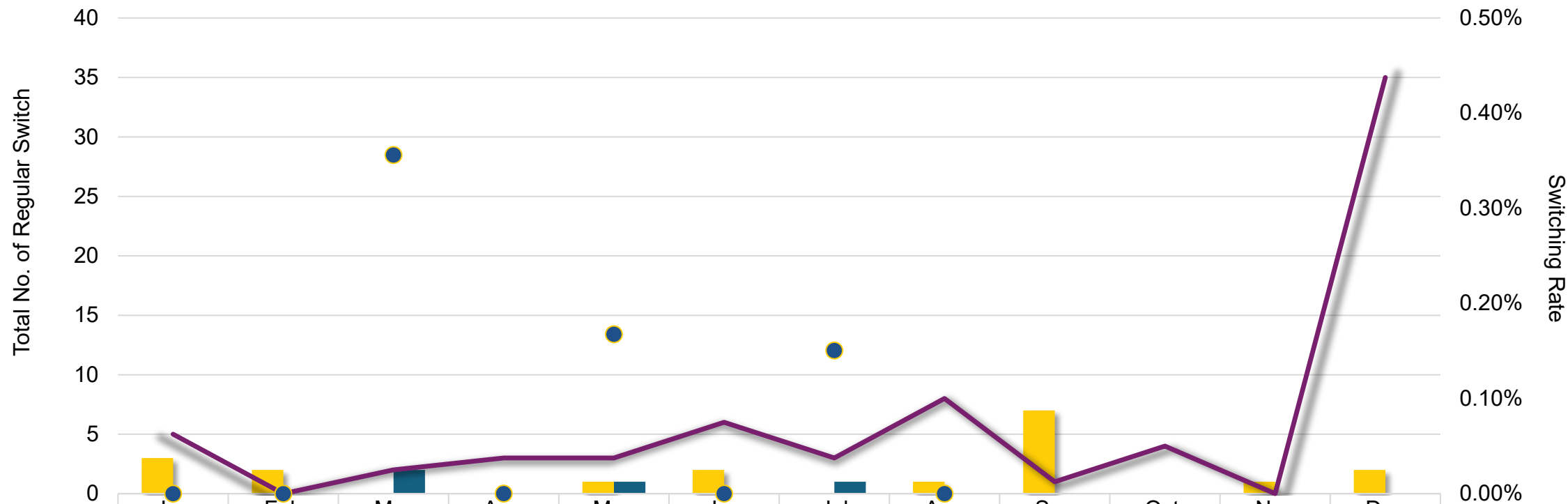


# RETAIL MARKET (GEOP) CUSTOMER SWITCHING

26 July - 25 August 2025



## Philippine Electricity Market Corporation



	Jan	Feb	Mar	Apr	May	Jun	Jul	Aug	Sep	Oct	Nov	Dec
2024	3	2	0	0	1	2	0	1	7	0	1	2
2025	0	0	2	0	1	0	1	0				
2025 Projected Switch	5	0	2	3	3	6	3	8	1	4	0	35
Customer Switch Rate	0.00%	0.00%	0.36%	0.00%	0.17%	0.00%	0.15%	0.00%				

*Regular Switch - Commercial transfer of a Contestable Customer from one Supplier to another.*

*Projected Switch - Contestable Customers with projected contract expiration during the billing period.*

# RETAIL MARKET

## ANNEX

26 July - 25 August 2025



# Philippine Electricity Market Corporation

No.	Market Participant Name	CREM	GEOP	No.	Market Participant Name	CREM	GEOP
1	Aboitiz Energy Solutions, Inc.	✓	✓	28	KEPCO SPC Power Corporation	✓	
2	AC Energy and Infrastructure Corporation	✓		29	KIGEN Consortium Corporation	✓	
3	ACEN Corporation	✓	✓	30	Kratos RES, Inc.	✓	✓
4	ACX3 Capital Holdings Inc.	✓		31	Mabuhay Energy Corporation	✓	
5	Advent Energy, Inc.	✓	✓	32	Marubeni Philippines Energy Solutions Inc.	✓	
6	Alsons Power Supply Corporation	✓		33	Masinloc Power Partners Company Limited	✓	
7	Alluma Energy Management Solutions, Inc	✓		34	Mazzaraty Energy Corporation	✓	
8	Anda Power Corporation RES	✓		35	MegawattSolutions Inc.	✓	
9	AP Renewables Inc.	✓	✓	36	MeridianX Inc.	✓	
10	Asiapac Green Renewable Energy Corp.	✓		37	MINERGY Retail Energy Solutions, Inc.	✓	✓
11	Bac-Man Geothermal, Inc.	✓	✓	38	PetroGreen Energy Corporation	✓	
12	Citicore Energy Solutions, Inc.	✓	✓	39	Premier Energy Resources Corporation	✓	
13	Corenergy, Inc.	✓		40	PrimeRES Energy Corporation	✓	
14	DirectPower Services, Inc.	✓	✓	41	Prism Energy, Inc.	✓	✓
15	Ecozone Power Management, Inc.	✓		42	Real Energy Corporation	✓	
16	EEl Energy Solutions Corporation	✓	✓	43	Rockport Power Inc.	✓	
17	Enerxia Corporation	✓		44	SEM-Calaca RES Corporation	✓	
18	EvoEnergi Inc.	✓		45	Shell Energy Philippines, Inc.	✓	✓
19	FDC Retail Electricity Sales Corporation	✓	✓	46	Limay Power Inc.	✓	
20	First Gen Energy Solutions, Inc.	✓	✓	47	SN Aboitiz Power- Magat, Inc.	✓	✓
21	Global Energy Supply Corporation	✓		48	SN Aboitiz Power-RES, Inc.	✓	✓
22	GNPower Ltd. Co.	✓		49	Solar Philippines Retail Electricity, Inc.	✓	✓
23	Green Energy Supply Solutions, Inc.	✓		50	Sunny Side Up Power Corporation	✓	
24	Green Core Geothermal, Inc.	✓	✓	51	TeaM (Philippines) Energy Corporation	✓	
25	HDM-RES Energy Development Corporation	✓		52	Therma Luzon, Inc.	✓	✓
26	Hypergreen RES Energy Corporation	✓		53	Vantage Energy Solutions and Management, Inc.	✓	
27	Jin Navitas Electric Corporation	✓					

# RETAIL MARKET

## GLOSSARY OF TERMS

**AGGREGATED GROUP**

End-users whose demand have been consolidated and supplied by a Retail Supplier to qualify for contestability under current rules issued by the Department of Energy (DOE) and the ERC.

**CAPTIVE MARKET**

The electricity End-users who do not have the choice of supplier of electricity, as may be determined by the ERC in accordance with the EPIRA.

**CONTESTABLE CUSTOMER**

An electricity end-user who has a choice of supplier of electricity, as may be determined by the ERC in accordance with Republic Act No. 9136.

**DIRECTLY CONNECTED CUSTOMER**

An industrial or bulk electricity end-user, that is supplied through the Grid or sub-transmission assets owned by the TransCo.

**FOUR-FIRM CONCENTRATION INDEX (C4)**

It measures the percentage of market share of the four largest firms in the market.  
Concentration levels are as follows: High: 80% to 100%; Medium: 50% to 80%; and Low: 0% to 50%.

**GEO END-USER**

Any person or any entity requiring the supply and delivery of electricity sourcing one hundred percent (100%) of its electricity requirements from RE resources for its own use.

**HERFINDAHL-HIRSCHMAN INDEX (HHI)**

It is a commonly accepted measure of market concentration that takes into account the relative size and distribution of participants in the market. The HHI is a number between 0 and 10,000, which is calculated as the sum of squares of the participant's market share. The HHI approaches zero when the market has very large number of participants with each having a relatively small market share. In contrary, the HHI increases as the number of participants in the market decreases, and the disparity in the market shares among the participants increases. The following are the widely used HHI screening numbers: (1) less than 1,500 - not concentrated; (2) 1,500 to 2,500 - moderately concentrated; and (3) greater than 2,500 - highly concentrated.

**LOCAL RETAIL ELECTRICITY SUPPLIERS (LRES)**

The non-regulated business segment of the DU catering to the Retail Market only within its Franchise Area.

**PROJECTED SWITCH**

Contestable Customers with projected contract expiration during the billing period.

# RETAIL MARKET

## GLOSSARY OF TERMS



Philippine Electricity  
Market Corporation

### REGULAR SWITCH

The commercial transfer of a Retail Customer from a Retail Supplier to another Retail Supplier.

### RENEWABLE ENERGY SUPPLIER (RE SUPPLIER)

Individuals or juridical entities created, registered, or authorized to operate in the Philippines in accordance with existing laws and engaged in the provision or supply of electric power from RE resources to End-user, duly issued operating permits by the DOE.

### DISCLAIMER

The information contained in this document is based on the available retail market data. The same information is subject to change as updated figures come in. As such, the PEMC does not make any representation or warranty as to the completeness of this information. The PEMC likewise accepts no responsibility or liability whatsoever for any loss or cost incurred by a reader arising from, or in relation to, any conclusion or assumption derived from the information found herein.