MONTHLY MARKET STATISTICS

APRIL 2026

(26 March to 25 April 2026)

Document Information Classification: Public

The information contained in this document is based on data that are subject to continuous verification by the Philippine Electricity Market Corporation (PEMC). The same information is subject to change as updated figures come in.

PUBLIC

ENERGY MARKET

AT A GLANCE

26 March- 25 April 2026

Total Registered Capacity (MW)

31,553 0.44%▲

Previous Month: **31,415**

Average Demand (MW)

14,680 8.22%▲

Previous Month: 13,565

Average Capacity Offered/Nominated (MW)

20,471 64.88% of the total Registered Capacity

Previous Month: 19,658

Average Capacity Not Offered/Nominated (MW)

6,248 19.80% of the total Registered Capacity

Previous Month: 4,958

Load Weighted Average Price (LWAP) (PHP/MWh)

5,686 24.01%▲

Previous Month: 4,585

Average Capacity of Plants on Commissioning (MW)

2,005 6.36% of the total Registered Capacity

Previous Month: 1,333

Average Capacity on Outage (MW)

2,803 8.88% of the total Registered Capacity

Previous Month: 4,645

Average Effective Supply (MW)

18,440 5.21%▲

Previous Month: 17,527

Note: *The ERC declared a market suspension from 0005H on 26 March 2026 to 0000H on 01 May 2026, pursuant to Executive Order No. 110, which declared a state of national energy emergency due to global fuel supply disruptions and rising oil prices.*

PUBLIC

MARKET OUTCOME
REGIONAL AT A GLANCE

26 March- 25 April 2026

Philippine Electricity Market Corporation

Luzon

Total Registered Capacity (MW)	23,298.00
Average Effective Supply (MW)	12,908.42
Average Demand (MW)	10,517.66

Visayas

Total Registered Capacity (MW)	3,916.90
Average Effective Supply (MW)	2,572.96
Average Demand (MW)	2,001.80

Mindanao

Total Registered Capacity (MW)	4,337.60
Average Effective Supply (MW)	2,959.02
Average Demand (MW)	2,160.40

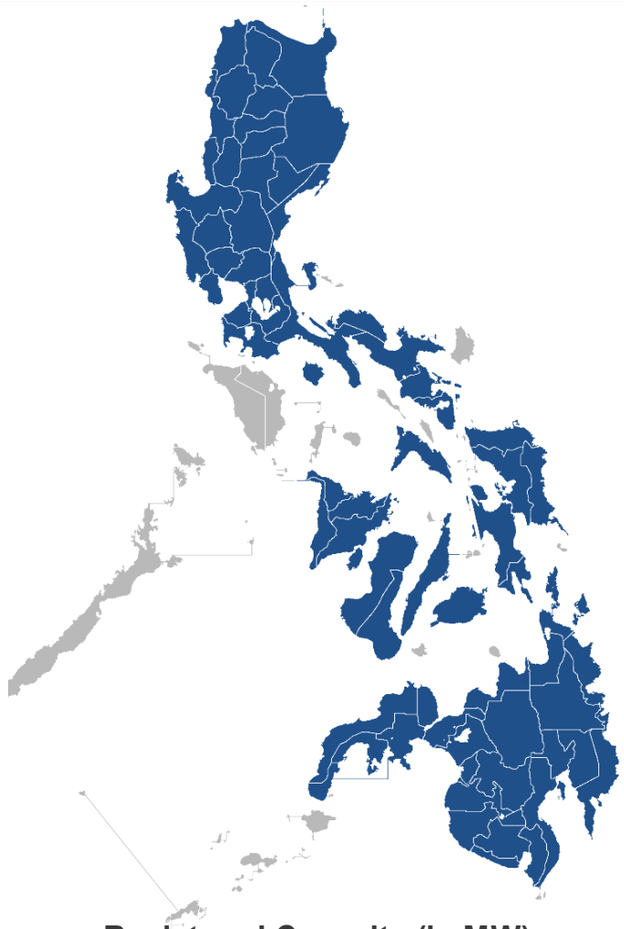

Zones	LWAP	Month-on-Month % Change
Northern Luzon	5,707.04	27.97%▲
Metro Manila	5,696.74	30.72%▲
Southern Luzon	5,688.61	34.41%▲
Bohol	5,727.61	0.10%▲
Cebu	5,699.63	3.34%▲
Leyte-Samar	5,647.17	2.41%▲
Negros	5,738.63	1.62%▲
Panay	5,713.41	1.11%▲
Lanao	5,677.35	30.00%▲
North Central	5,666.04	28.47%▲
North-East	5,734.25	11.90%▲
North-West	5,712.67	12.32%▲
South-East	5,700.46	16.43%▲
South-West	5,717.79	13.54%▲

Registered Capacity (in MW)

	COAL	NATGAS	GEO	HYDRO	OIL-BASED	WIND	SOLAR	BIOFUEL	BESS
Luzon	8,576.50	4,554.50	766.20	2,505.10	1,678.30	403.30	4,224.00	155.60	434.50
Visayas	1,329.70		831.00	65.70	440.10	102.80	781.90	191.20	174.50
Mindanao	2,155.30		105.60	1,191.30	641.50	0.00	85.90	58.00	100.00

PUBLIC

MARKET OUTCOME
CAPACITY PROFILE

26 March- 25 April 2026

Philippine Electricity Market Corporation

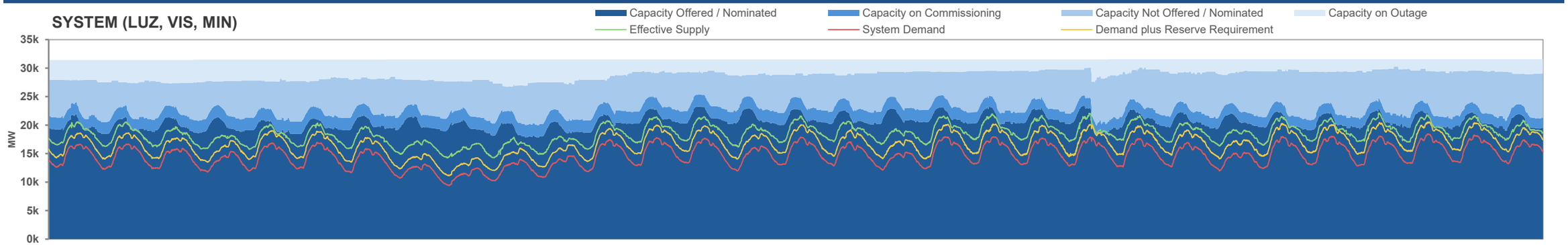

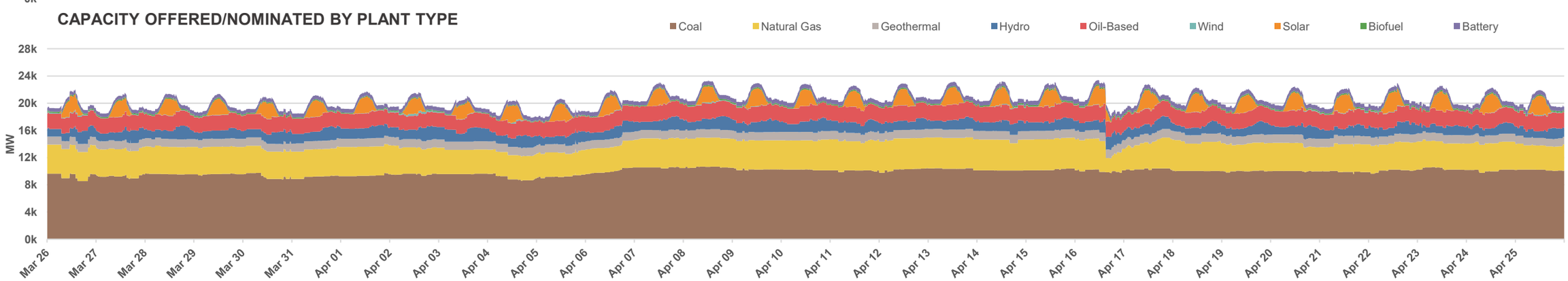

Particulars	Min		Max		Ave	Month-on-Month %Change
	(in MW)	Date and time Interval	(in MW)	Date and time Interval	(in MW)	
Effective Supply						
System	14,231.24	4/3/2026 6:35	22,128.34	4/22/2026 14:30	18,440.39	5.21%▲
Luzon	9,530.24	4/3/2026 6:35	15,662.17	4/16/2026 14:05	12,908.42	6.00%▲
Visayas	1,992.47	4/4/2026 5:55	3,191.69	4/23/2026 14:05	2,572.96	4.17%▲
Mindanao	2,486.01	4/13/2026 4:50	3,496.03	4/22/2026 11:45	2,959.02	2.76%▲
Demand Plus Reserve Requirement						
System	11,124.79	4/3/2026 7:10	20,689.77	4/23/2026 14:30	16,668.27	7.95%▲
Luzon	7,612.25	4/3/2026 7:10	14,671.10	4/23/2026 14:40	11,943.94	9.43%▲
Visayas	1,663.52	4/3/2026 8:40	2,925.35	4/24/2026 14:25	2,294.30	4.15%▲
Mindanao	1,767.57	4/3/2026 7:50	3,109.38	4/23/2026 14:35	2,430.03	4.58%▲

Particulars	Min		Max		Ave	Month-on-Month %Change
	(in MW)	Date and time Interval	(in MW)	Date and time Interval	(in MW)	
Capacity Offered/Nominated						
Coal	8,538.40	3/26/2026 15:05	10,669.40	4/8/2026 7:10	9,883.34	6.87%▲
Natural Gas	2,083.30	4/16/2026 15:15	4,545.40	4/10/2026 18:05	4,070.17	8.68%▲
Geothermal	1,082.50	4/25/2026 16:40	1,265.60	4/18/2026 23:35	1,213.02	13.52%▲
Hydro	784.40	4/23/2026 3:35	2,088.20	4/16/2026 19:35	1,445.42	19.03%▼
Oil Based	2,027.20	4/2/2026 8:05	2,282.60	4/12/2026 20:05	2,243.68	2.37%▲
Wind	2.40	4/11/2026 10:05	297.20	4/2/2026 13:45	54.93	68.98%▼
Solar	0.00	3/26/2026 0:05	2,937.00	4/22/2026 12:00	800.51	10.18%▲
Biofuel	92.00	4/3/2026 20:45	210.80	4/15/2026 10:05	170.07	2.26%▲
Battery Storage	481.10	3/26/2026 9:05	634.40	4/23/2026 9:05	589.94	7.31%▲

PUBLIC

MARKET OUTCOME
CAPACITY PROFILE

26 March- 25 April 2026

Philippine Electricity Market Corporation

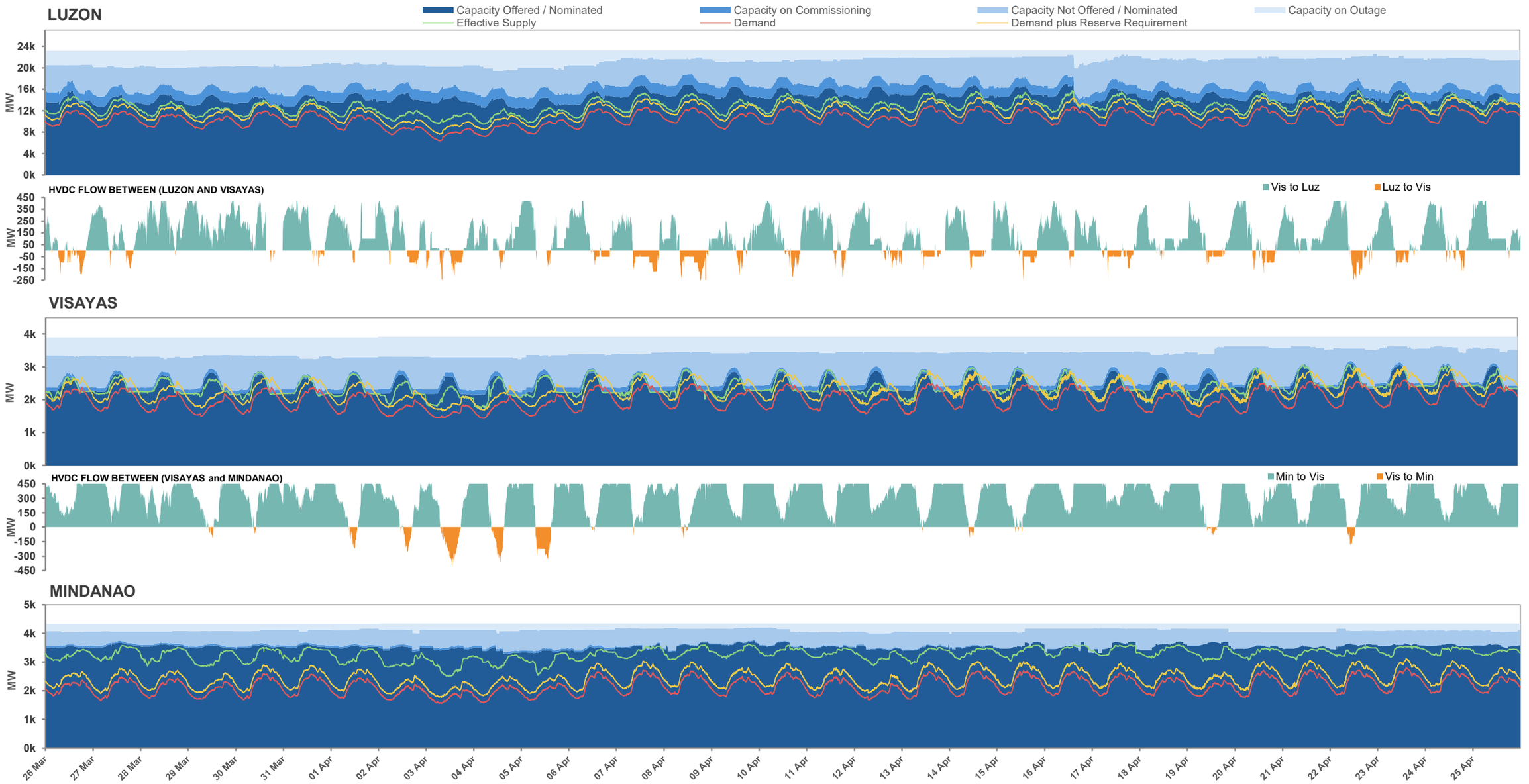

PUBLIC

MARKET OUTCOME
CAPACITY PROFILE

26 March- 25 April 2026

Philippine Electricity Market Corporation

HVDC Flow	Min (in MW)	Max (in MW)	Percent of Time	Month-on-Month %Change
Luz-Vis	0.23	250.00	26%	47.11%▼
Vis-Luz	0.20	420.00	69%	53.12%▲
Vis-Min	0.96	400.49	8%	59.43%▼
Min-Vis	0.06	450.00	92%	34.66%▲

**Note: The percent time represents the proportion of the total period during which the HVDCs were available and in operation.*

Particulars	Min (in MW)	Min Date and time Interval	Max (in MW)	Max Date and time Interval	Ave (in MW)	Month-on-Month %Change
Ramp Limited Capacity						
System	403.86	4/16/2026 18:50	7,473.71	4/3/2026 8:30	3,192.27	2.78%▼
Luzon	87.31	4/16/2026 17:40	5,467.74	4/3/2026 8:30	2,368.56	0.03%▼
Visayas	- 16.74	3/29/2026 20:30	772.06	4/12/2026 11:45	258.40	1.08%▼
Mindanao	134.04	4/21/2026 16:30	1,437.04	4/3/2026 13:20	565.31	13.44%▼

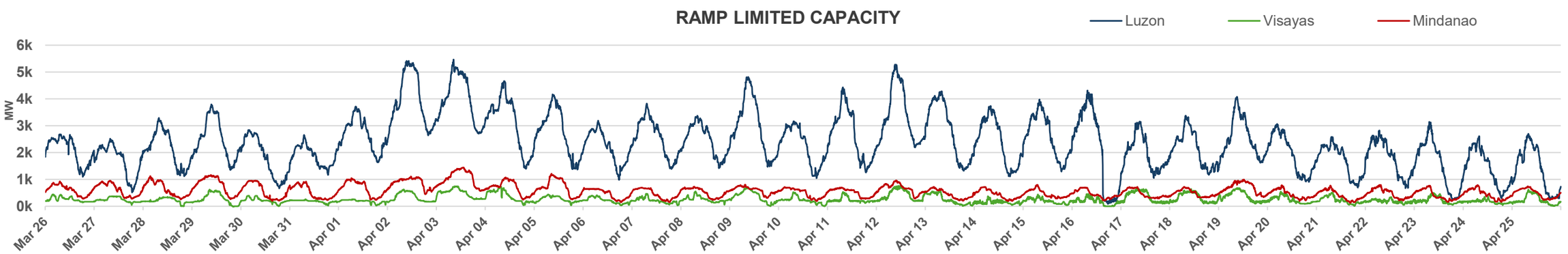

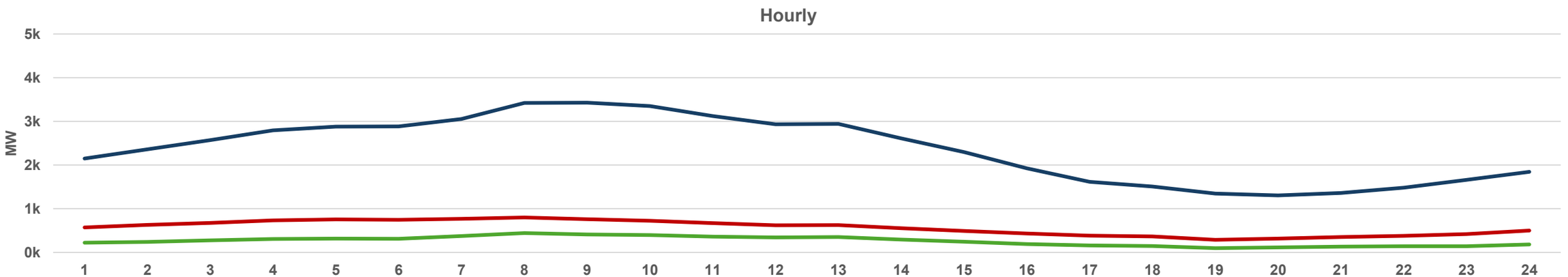

PUBLIC

MARKET OUTCOME

OUTAGE BY PLANT TYPE

26 March- 25 April 2026

Philippine Electricity Market Corporation

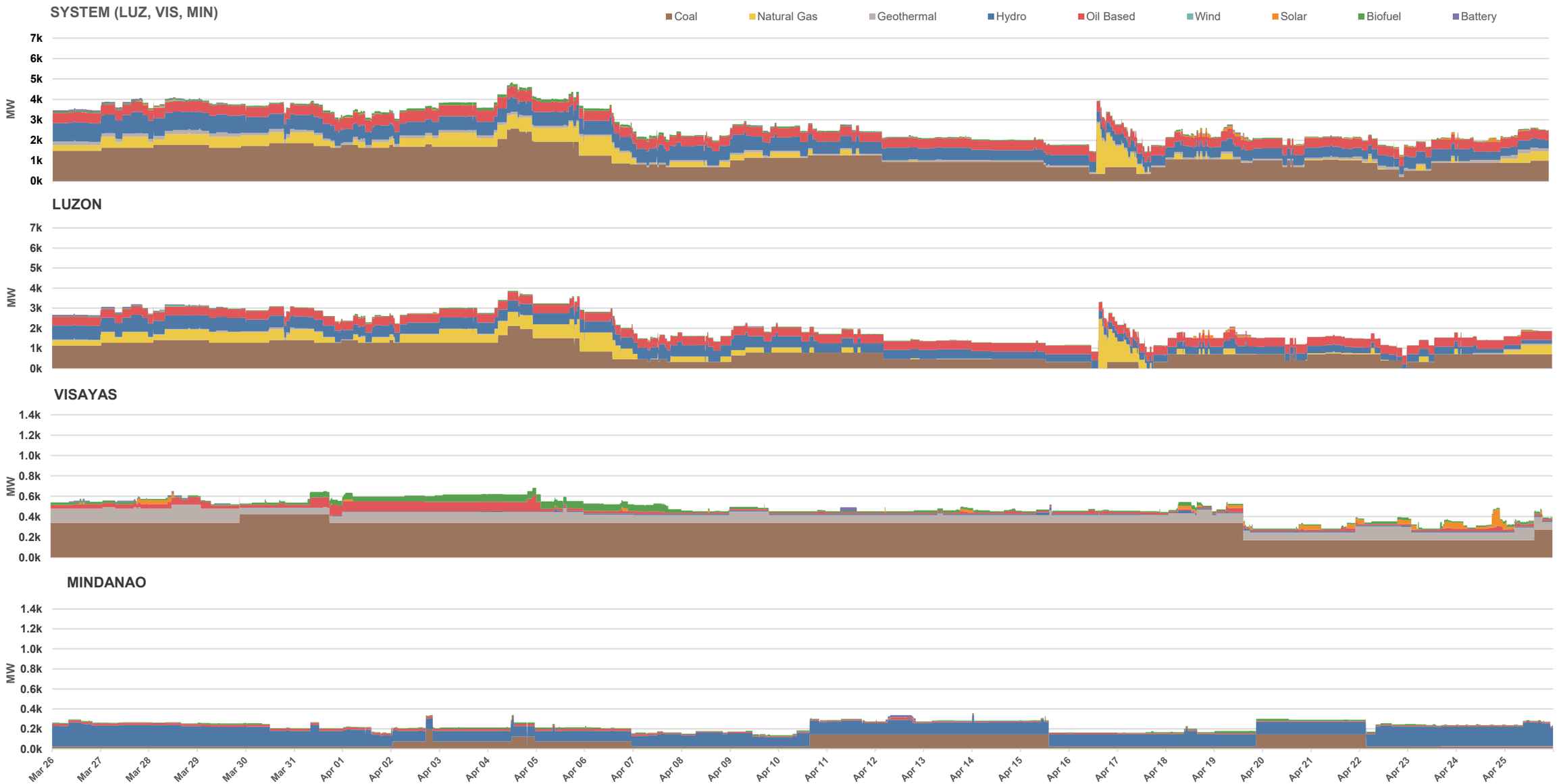

PUBLIC

MARKET OUTCOME

OUTAGE BY CATEGORY

26 March- 25 April 2026

Philippine Electricity Market Corporation

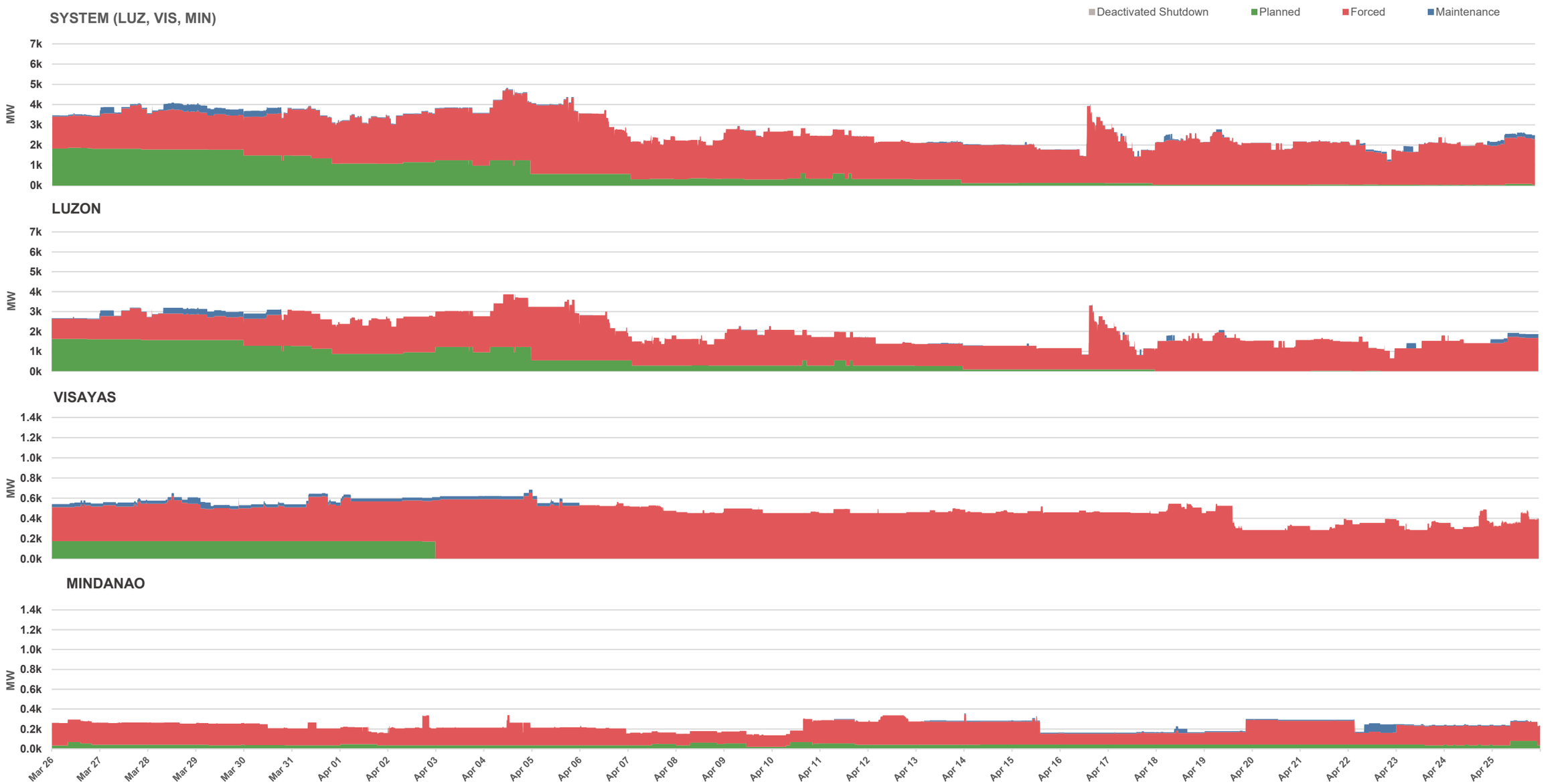

PUBLIC

MARKET OUTCOME
OUTAGE SUMMARY
26 March- 25 April 2026

Philippine Electricity Market Corporation

System

Particulars	Min		Max		Ave	Month-on-Month %Change
	(in MW)	Date and time Interval	(in MW)	Date and time Interval	(in MW)	
Coal	193.10	4/22/2026 21:45	2,573.40	4/4/2026 11:50	1,206.90	45.11%▼
Natural Gas	45.80	3/30/2026 19:15	2,462.10	4/16/2026 15:15	448.16	41.07%▼
Geothermal	66.84	4/5/2026 14:00	266.10	3/29/2026 0:55	112.93	57.19%▼
Hydro	392.90	4/25/2026 22:40	1,051.40	3/27/2026 15:10	640.06	19.22%▼
Oil Based	461.10	4/7/2026 15:25	615.70	4/4/2026 22:50	486.12	6.59%▼
Wind	51.20	3/26/2026 0:05	51.20	3/28/2026 5:20	51.20	3.21%▼
Solar	14.50	3/26/2026 0:05	165.50	4/24/2026 18:35	48.50	11.86%▼
Biofuel	28.40	4/23/2026 9:00	143.10	4/3/2026 9:35	64.56	4.50%▼
Battery Storage	10.00	3/29/2026 17:10	74.00	3/26/2026 9:05	40.33	22.89%▲

Luzon

Particulars	Min		Max		Ave	Month-on-Month %Change
	(in MW)	Date and time Interval	(in MW)	Date and time Interval	(in MW)	
Coal	322.70	4/16/2026 11:35	2,111.30	4/4/2026 10:00	855.72	47.11%▼
Natural Gas	45.80	3/30/2026 19:15	2,462.10	4/16/2026 15:15	448.16	41.07%▼
Geothermal	1.33	4/11/2026 17:35	125.33	3/30/2026 18:30	17.44	86.62%▼
Hydro	198.50	4/22/2026 18:55	835.60	3/27/2026 15:10	486.48	11.26%▼
Oil Based	435.50	3/26/2026 0:05	495.50	4/16/2026 17:20	435.55	0.31%▼
Wind	51.20	3/26/2026 0:05	51.20	3/28/2026 5:20	51.20	
Solar	15.30	3/26/2026 0:05	136.00	4/18/2026 18:05	61.51	11.27%▲
Biofuel	10.80	4/13/2026 0:05	73.80	4/1/2026 6:20	27.71	23.01%▼
Battery Storage	20.00	3/29/2026 13:05	64.00	3/26/2026 0:05	40.66	11.51%▼

Visayas

Particulars	Min		Max		Ave	Month-on-Month %Change
	(in MW)	Date and time Interval	(in MW)	Date and time Interval	(in MW)	
Coal	169.00	4/19/2026 14:55	421.70	3/29/2026 21:40	309.48	25.46%▲
Natural Gas						
Geothermal	65.51	3/29/2026 21:45	180.77	3/28/2026 12:00	95.22	28.40%▼
Hydro	0.90	3/26/2026 0:05	28.50	4/15/2026 8:15	8.31	349.50%▲
Oil Based	15.00	4/7/2026 15:25	159.40	4/4/2026 22:50	35.62	25.99%▼
Wind						
Solar	14.50	3/26/2026 0:05	165.50	4/24/2026 18:35	38.59	43.25%▲
Biofuel	11.90	3/27/2026 18:05	78.10	4/7/2026 10:45	27.81	25.58%▲
Battery Storage	10.00	3/26/2026 0:05	40.00	4/11/2026 7:10	15.11	13.36%▼

Mindanao

Particulars	Min		Max		Ave	Month-on-Month %Change
	(in MW)	Date and time Interval	(in MW)	Date and time Interval	(in MW)	
Coal	24.10	3/26/2026 0:05	196.10	4/2/2026 17:20	61.74	81.53%▼
Natural Gas						
Geothermal	3.60	3/26/2026 0:05	3.60	4/23/2026 16:25	3.60	
Hydro	90.00	4/9/2026 14:30	242.70	4/25/2026 10:45	145.27	40.04%▼
Oil Based	10.60	4/7/2026 14:50	35.30	4/12/2026 18:40	14.95	57.72%▼
Wind						
Solar						
Biofuel	5.70	3/27/2026 4:20	23.10	4/19/2026 17:55	9.04	4.52%▼
Battery Storage	20.00	3/26/2026 0:05	20.00	4/12/2026 5:15	20.00	

System

Particulars	Min		Max		Ave	Month-on-Month %Change
	(in MW)	Date and time Interval	(in MW)	Date and time Interval	(in MW)	
Planned	38.50	4/23/2026 14:20	1,868.40	3/26/2026 8:05	617.07	70.34%▼
Maintenance	5.10	4/6/2026 6:55	351.00	3/28/2026 20:05	68.44	17.58%▼
Forced	1,154.34	4/22/2026 21:45	3,855.91	4/16/2026 17:00	2,129.95	14.16%▼
Deactivated Shutdown						

Luzon

Particulars	Min		Max		Ave	Month-on-Month %Change
	(in MW)	Date and time Interval	(in MW)	Date and time Interval	(in MW)	
Planned	2.40	4/18/2026 0:05	1,626.50	3/26/2026 0:05	530.75	67.02%▼
Maintenance	5.10	3/30/2026 19:05	287.00	3/27/2026 0:00	114.39	300.61%▲
Forced	643.73	4/22/2026 21:45	3,283.53	4/16/2026 17:00	1,517.94	21.34%▼
Deactivated Shutdown						

Visayas

Particulars	Min		Max		Ave	Month-on-Month %Change
	(in MW)	Date and time Interval	(in MW)	Date and time Interval	(in MW)	
Planned	169.00	4/3/2026 0:05	173.40	3/26/2026 0:05	173.25	21.06%▼
Maintenance	30.00	4/6/2026 0:05	64.00	3/28/2026 20:05	32.10	7.49%▼
Forced	282.78	4/19/2026 19:40	652.81	4/4/2026 22:50	427.63	112.98%▲
Deactivated Shutdown						

Mindanao

Particulars	Min		Max		Ave	Month-on-Month %Change
	(in MW)	Date and time Interval	(in MW)	Date and time Interval	(in MW)	
Planned	19.80	4/9/2026 11:15	79.90	4/25/2026 9:05	41.61	83.48%▼
Maintenance	6.80	3/26/2026 0:05	83.80	4/22/2026 8:05	13.37	66.58%▼
Forced	110.60	4/10/2026 15:30	307.60	4/14/2026 0:05	184.37	47.42%▼
Deactivated Shutdown						

PUBLIC

MARKET OUTCOME
MARKET PRICE

26 March- 25 April 2026

Philippine Electricity Market Corporation

SYSTEM (LUZ, VIS, MIN)

Min		Max		Ave	Month-on-Month % Change
(PHP/MWh)	Date and time Interval	(PHP/MWh)	Date and time Interval	(PHP/MWh)	
2,764.00	4/12/2026 9:45	12,737.09	4/14/2026 18:25	5,685.79	24.01%▲

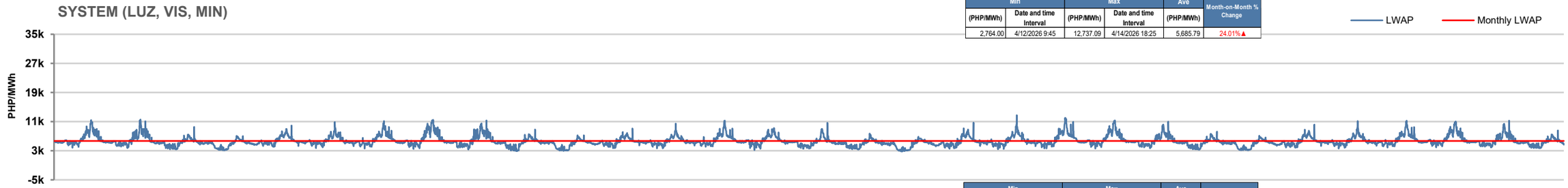

LUZON

Min		Max		Ave	Month-on-Month % Change
(PHP/MWh)	Date and time Interval	(PHP/MWh)	Date and time Interval	(PHP/MWh)	
2,764.79	4/12/2026 9:45	12,728.61	4/14/2026 18:25	5,678.55	31.10%▲

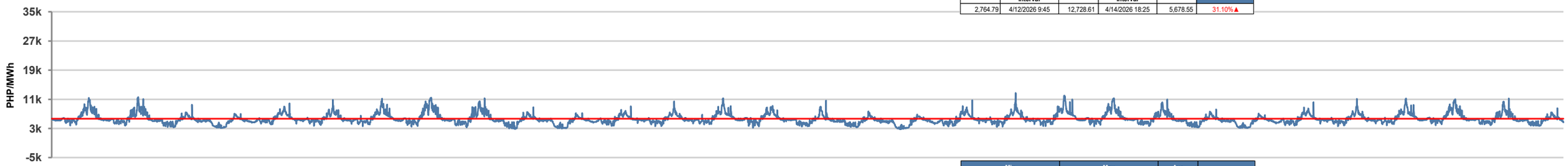

VISAYAS

Min		Max		Ave	Month-on-Month % Change
(PHP/MWh)	Date and time Interval	(PHP/MWh)	Date and time Interval	(PHP/MWh)	
2,760.23	4/12/2026 9:45	12,759.21	4/14/2026 18:25	5,707.04	2.34%▲

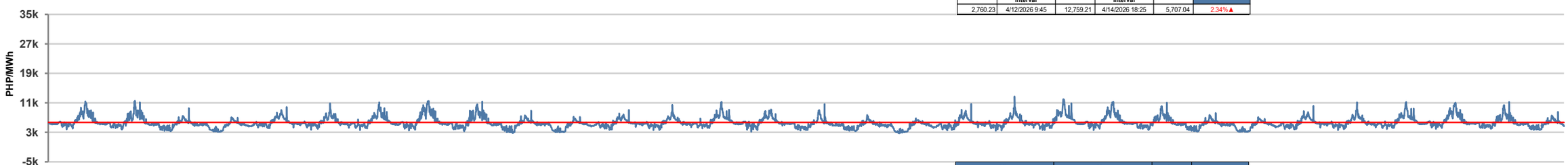

MINDANAO

Min		Max		Ave	Month-on-Month % Change
(PHP/MWh)	Date and time Interval	(PHP/MWh)	Date and time Interval	(PHP/MWh)	
2,763.38	4/12/2026 9:45	12,756.46	4/14/2026 18:25	5,701.96	17.41%▲

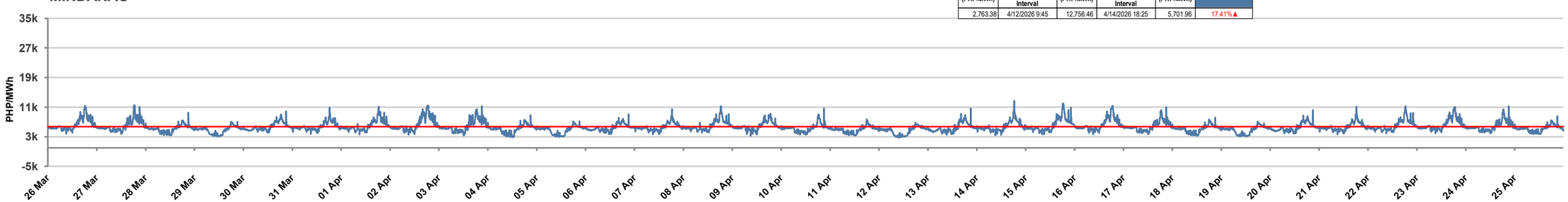

PUBLIC

MARKET OUTCOME
PRICING CONDITION

26 March- 25 April 2026

Philippine Electricity Market Corporation

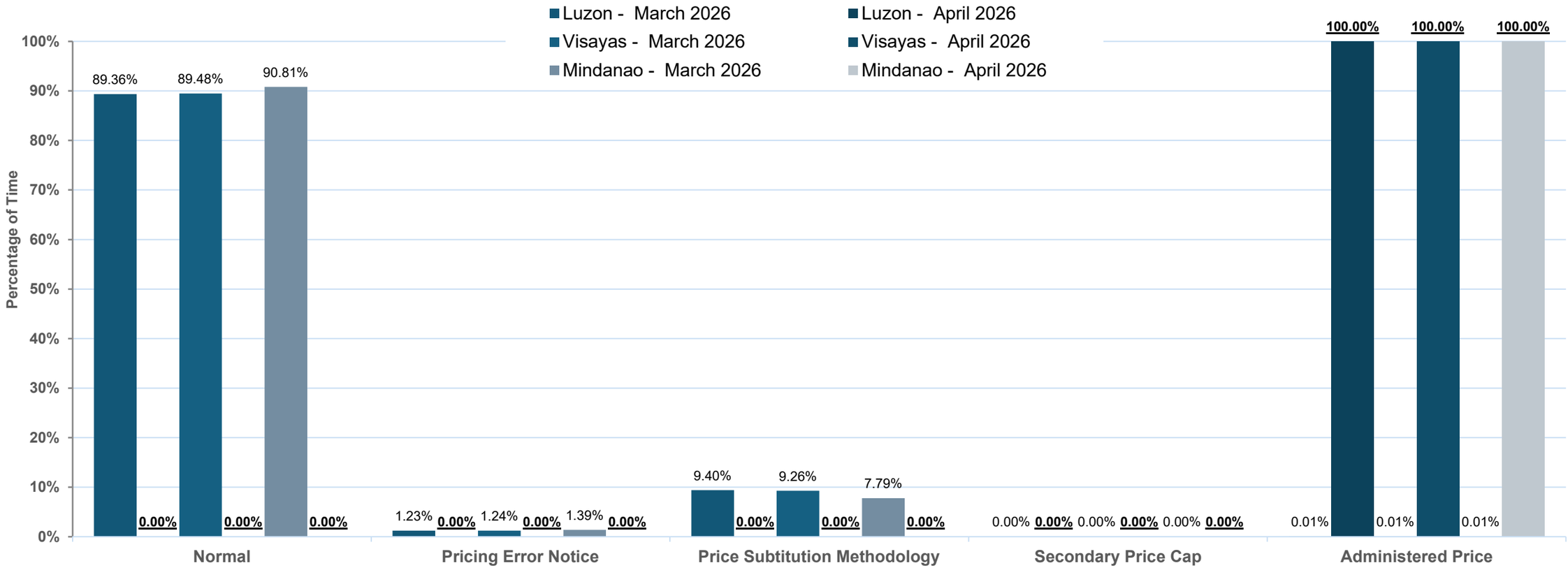

		Normal		Pricing Error Notice		Price Substitution Methodology		Secondary Price Cap		Administered Price	
Region/Grid	Billing Month	Count/Total No. of Trading Interval/s	%	Count/Total No. of Trading Interval/s	%	Count/Total No. of Trading Interval/s	%	Count/Total No. of Trading Interval/s	%	Count/Total No. of Trading Interval/s	%
Luzon	March 2026	7,206	89.36%	99	1.23%	758	9.40%	0	0.00%	1	0.01%
	April 2026	0	0.00%	0	0.00%	0	0.00%	0	0.00%	8,928	100.00%
Visayas	March 2026	7,216	89.48%	100	1.24%	747	9.26%	0	0.00%	1	0.01%
	April 2026	0	0.00%	0	0.00%	0	0.00%	0	0.00%	8,928	100.00%
Mindanao	March 2026	7,323	90.81%	112	1.39%	628	7.79%	0	0.00%	1	0.01%
	April 2026	0	0.00%	0	0.00%	0	0.00%	0	0.00%	8,928	100.00%

PUBLIC

MARKET OUTCOME
SPOT EXPOSURE

26 March- 25 April 2026

Philippine Electricity Market Corporation

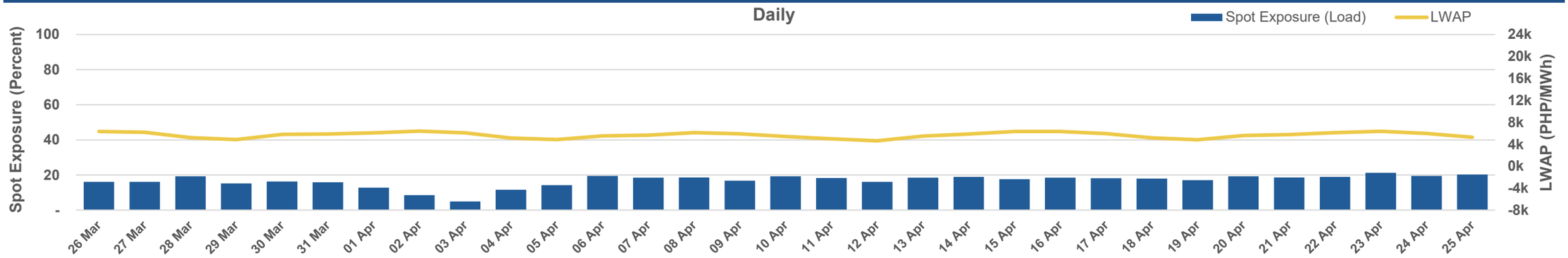

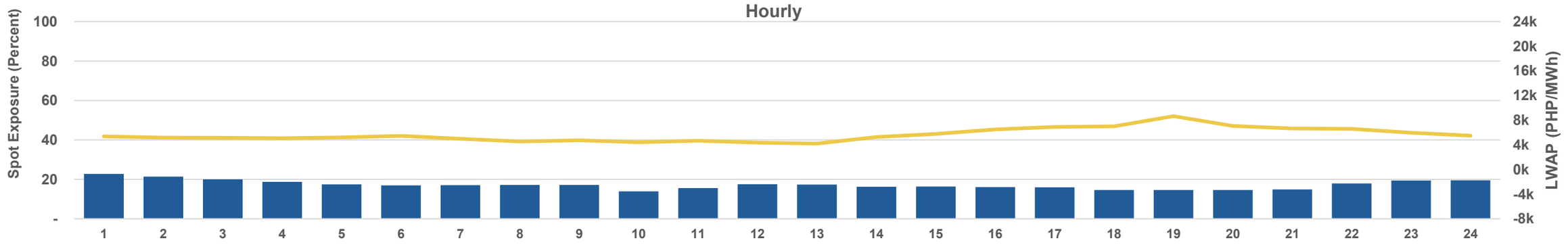

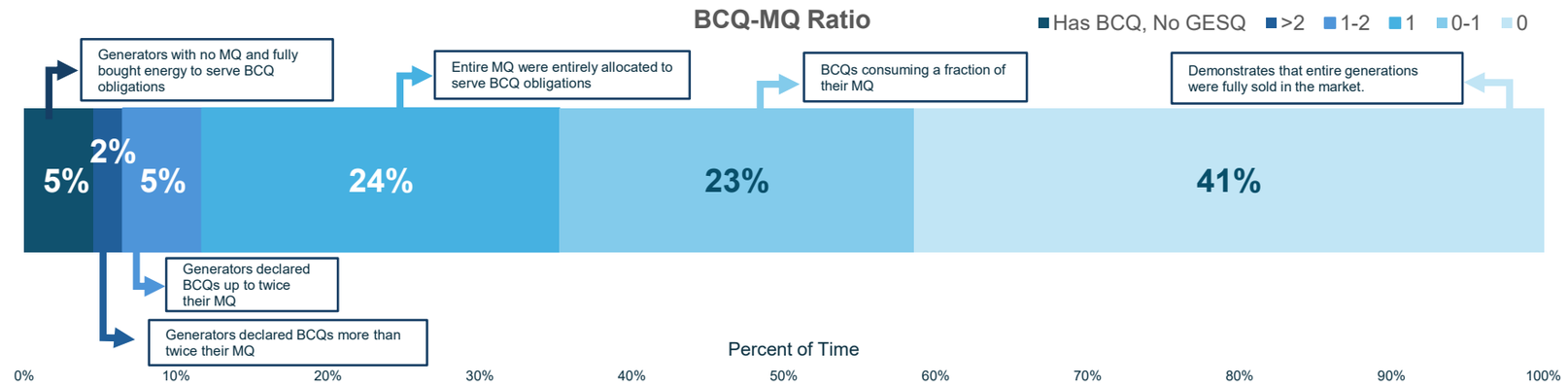

Legend	% of Time	Remarks
Has BCQ, No GESQ	5%	Generators with no MQ and fully bought energy to serve BCQ obligations
>2	2%	Generators declared BCQs more than twice their MQ
1-2	5%	Generators declared BCQs up to twice their MQ
1	24%	Entire MQ were entirely allocated to serve BCQ obligations
0-1	23%	BCQs consuming a fraction of their MQ
0	41%	Demonstrates that entire generations were fully sold in the market.

Note: The graph is derived from the occurrences of the BCQ-MQ ratio over time per generator trading interval.

PUBLIC

MARKET OUTCOME
STRUCTURAL COMPETITION
26 March- 25 April 2026

Philippine Electricity Market Corporation

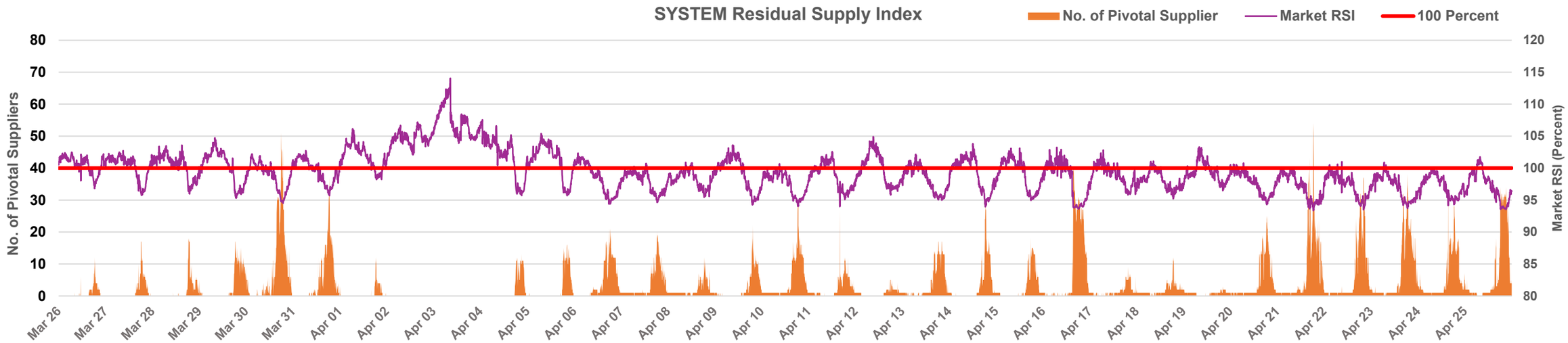

RSI		Price (PHP/MWh)	Time Interval
Max	114.06	5,147.94	4/3/2026 8:35
Min	93.35	11,147.65	4/21/2026 18:25

Price (PHP/MWh)		RSI	Time Interval
Max	12,737.09	94.41	4/14/2026 18:25
Min	2,764.00	102.76	4/12/2026 9:45

Pivotal Supplier		Time Interval
Max	54	4/21/2026 18:25

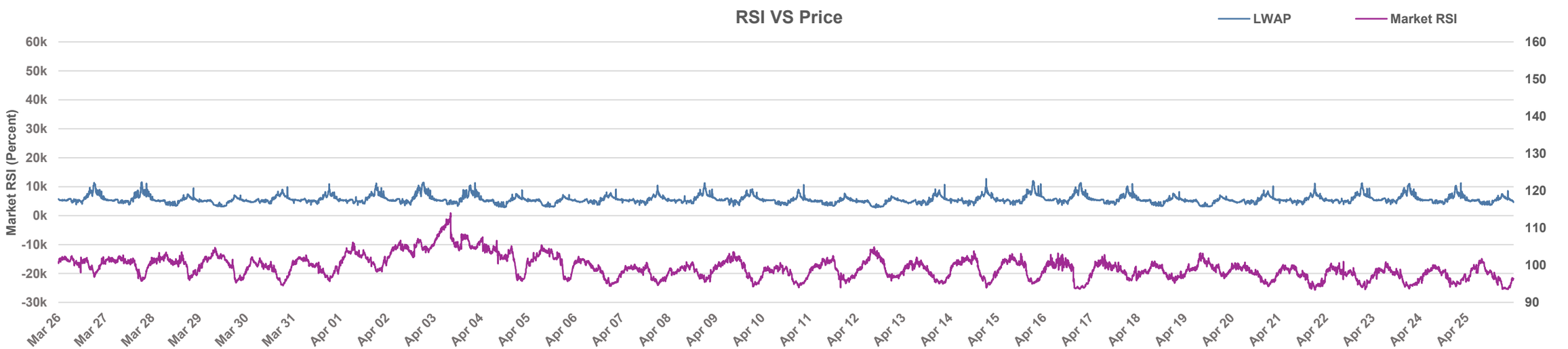

PUBLIC

MARKET OUTCOME
STRUCTURAL COMPETITION
26 March- 25 April 2026

Philippine Electricity Market Corporation

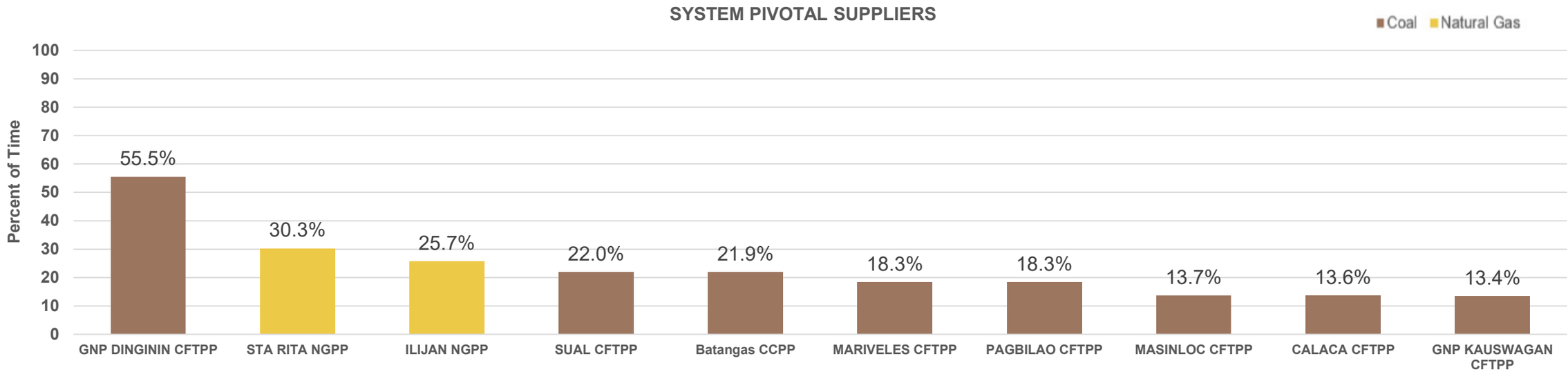

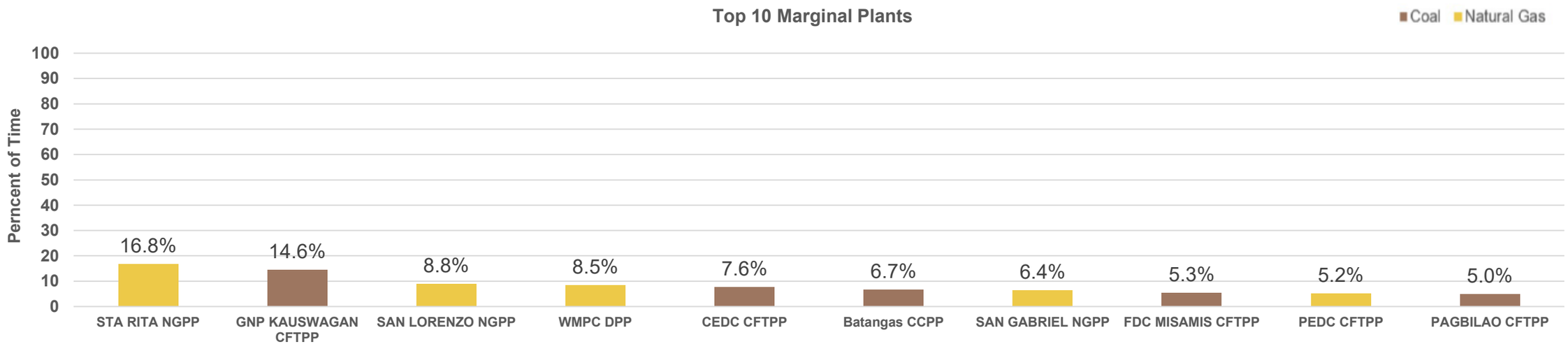

PUBLIC

MARKET OUTCOME
OFFERS
26 March- 25 April 2026

Philippine Electricity Market Corporation

BATTERY

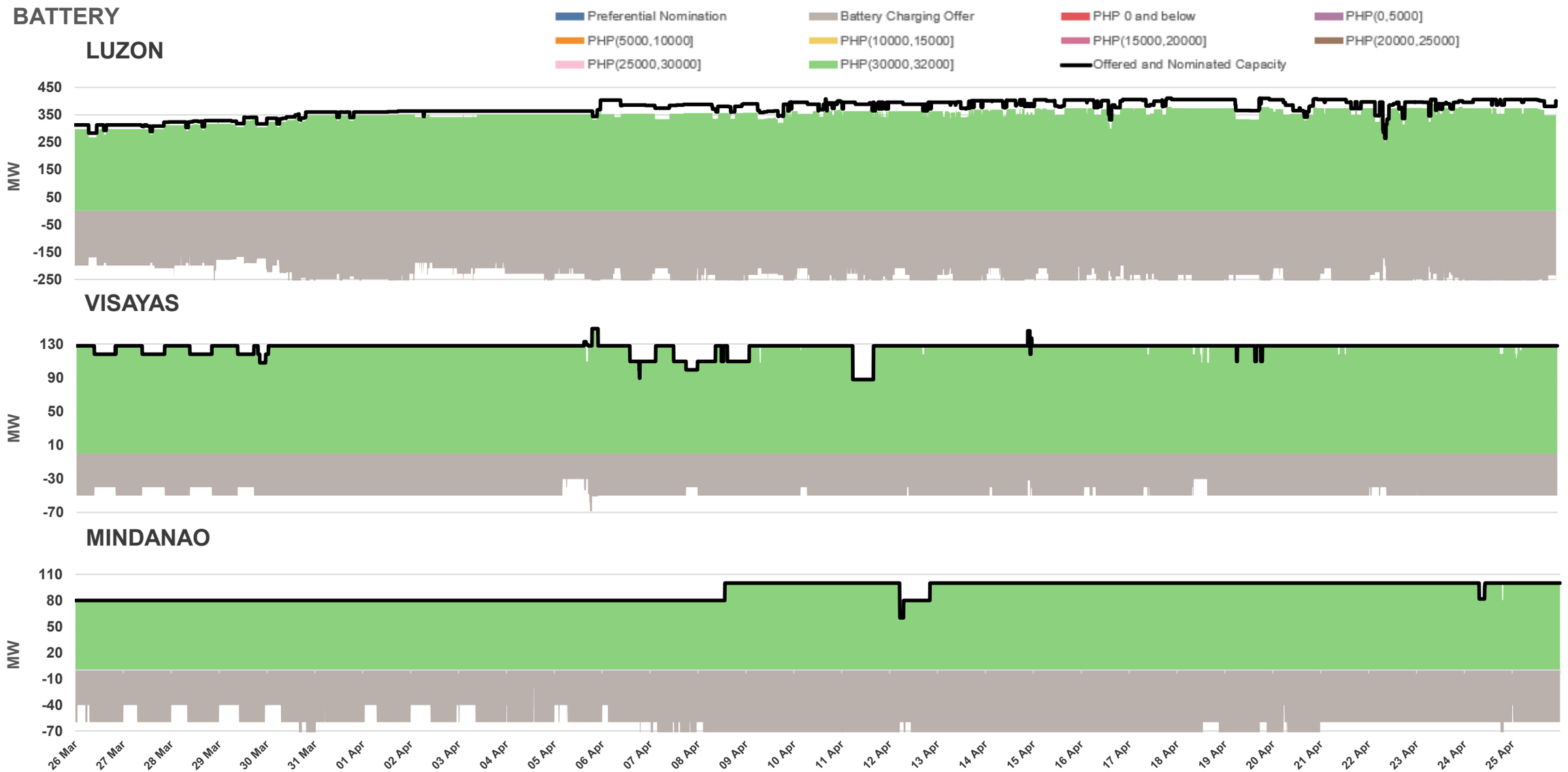

PUBLIC

MARKET OUTCOME
OFFERS
26 March- 25 April 2026

Philippine Electricity Market Corporation

COAL

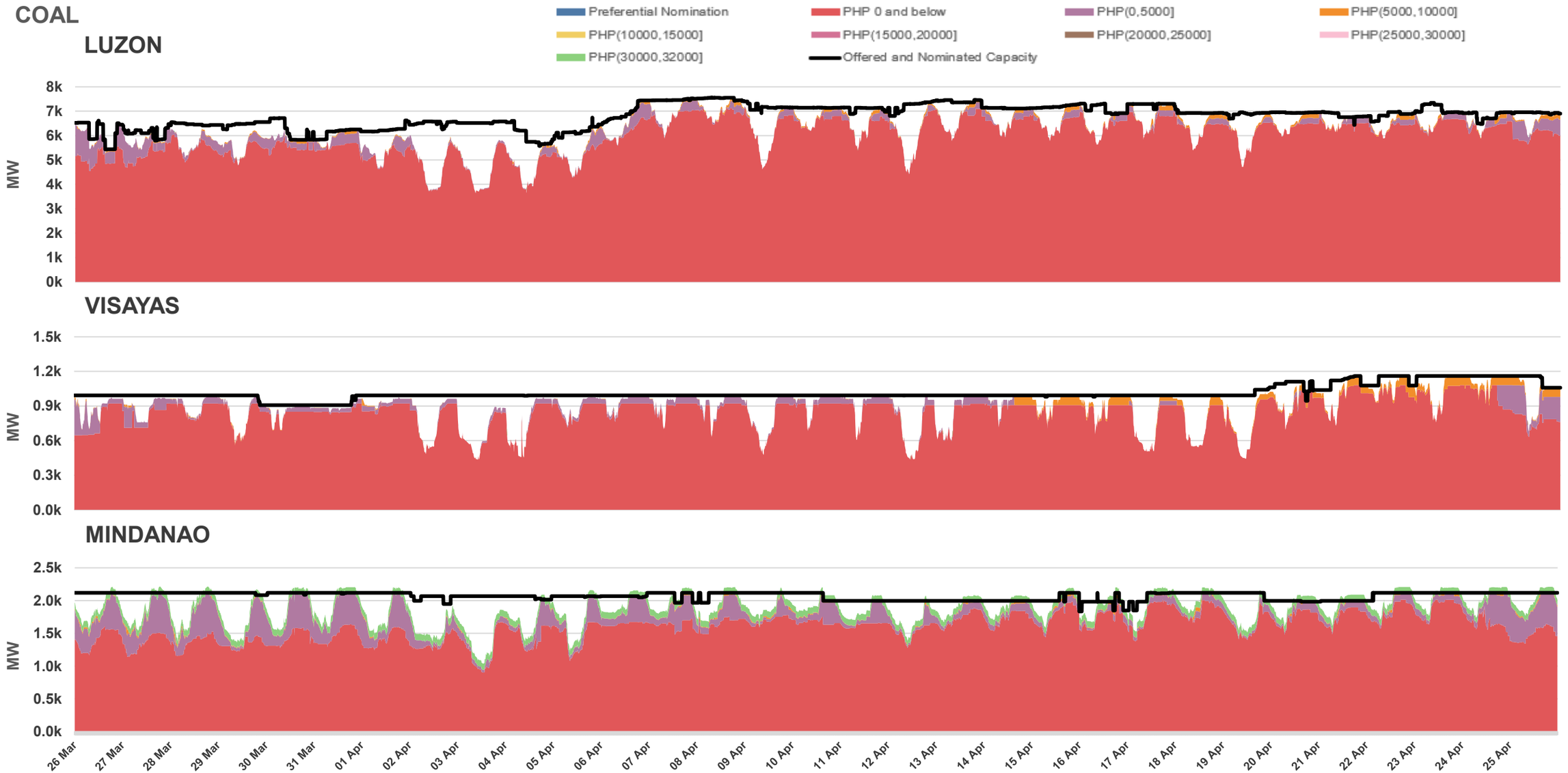

PUBLIC

MARKET OUTCOME
OFFERS
26 March- 25 April 2026

Philippine Electricity Market Corporation

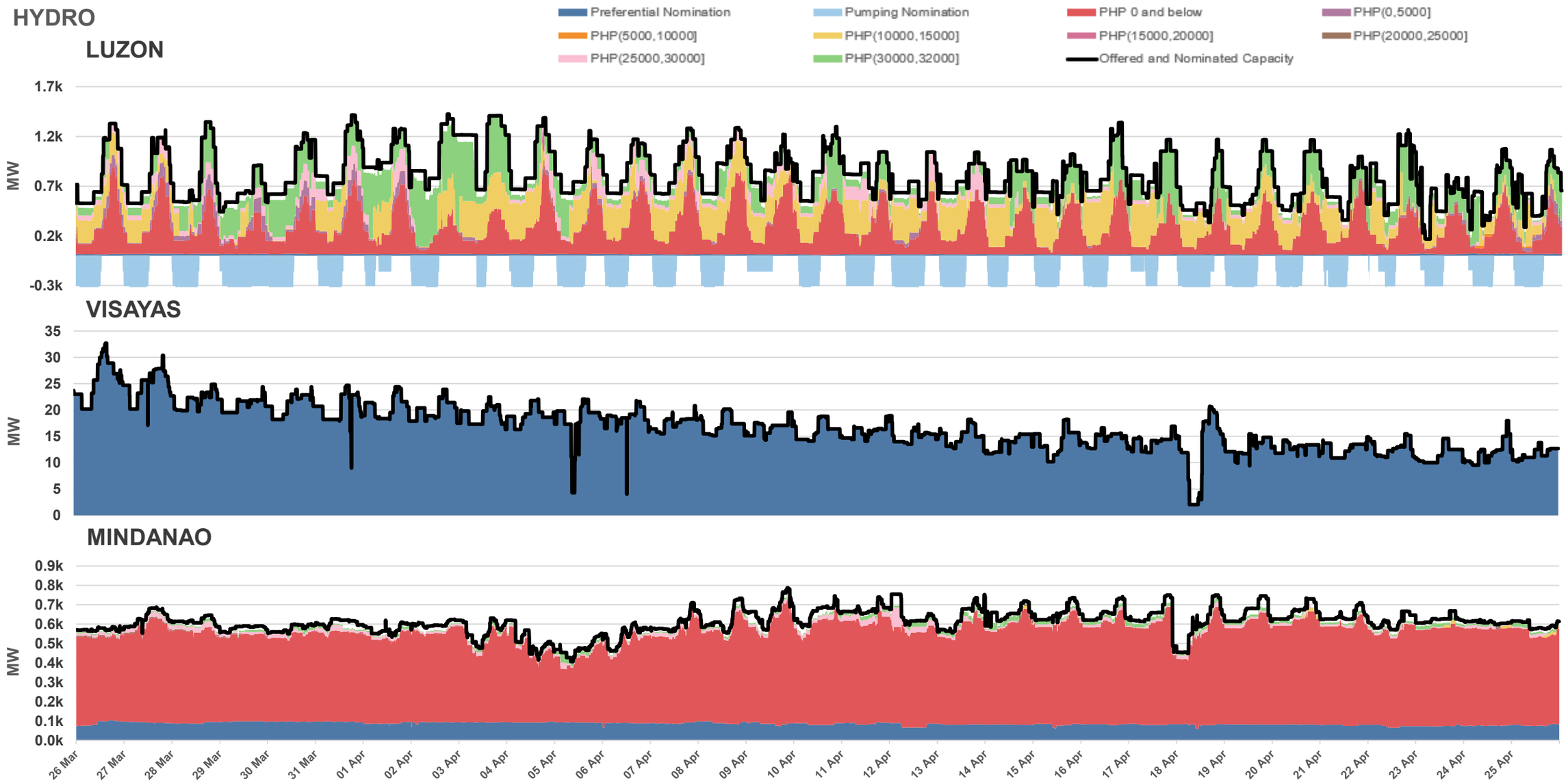

PUBLIC

MARKET OUTCOME
OFFERS
26 March- 25 April 2026

Philippine Electricity Market Corporation



PUBLIC

RESERVE MARKET

AT A GLANCE

26 March- 25 April 2026

Reserve Total Registered Capacity (in MW)

5,796.80

18.37% of the total Registered Capacity

Previous Month: 5,709.80

1.52% ▲

		LUZON		VISAYAS		MINDANAO	
		Max Registered Capacity per Reserve Category (in MW)	Average Price (in PHP/MWh)	Max Registered Capacity per Reserve Category (in MW)	Average Price (in PHP/MWh)	Max Registered Capacity per Reserve Category (in MW)	Average Price (in PHP/MWh)
Regulating	Up	3,991.80	11,118.02	590.00	15,309.71	544.38	23,288.00
	Down		11,607.25		19,471.15		22,966.59
Contingency		3,571.50	7,072.86	559.50	11,068.70	875.48	2,655.88
Dispatchable		3,377.00	873.42	415.00	3,404.48	948.90	5.13

Note: *The ERC declared a market suspension from 0005H on 26 March 2026 to 0000H on 01 May 2026, pursuant to Executive Order No. 110, which declared a state of national energy emergency due to global fuel supply disruptions and rising oil prices.*

PUBLIC

MARKET OUTCOME
RESERVE MARKET

26 March- 25 April 2026

Philippine Electricity Market Corporation

LUZON - REGULATING UP

Requirement and Schedule

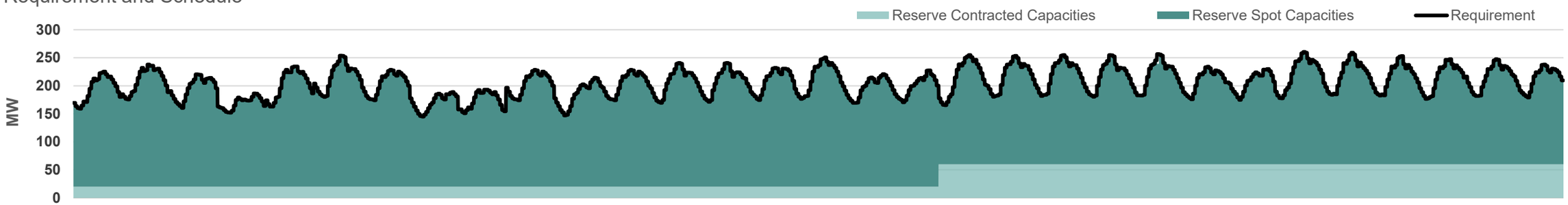

Offers

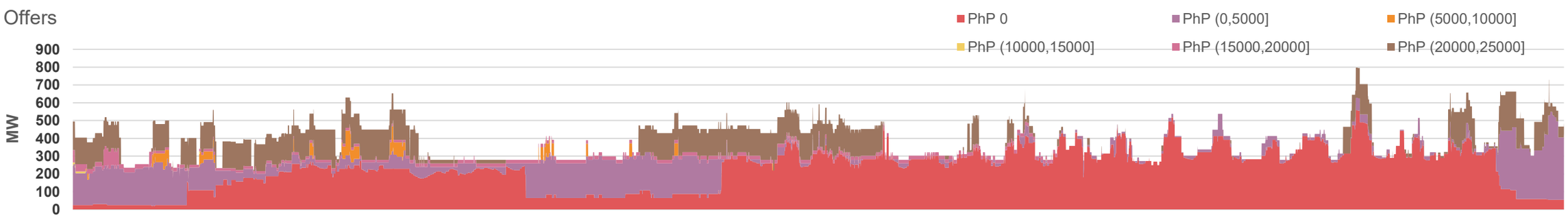

Price

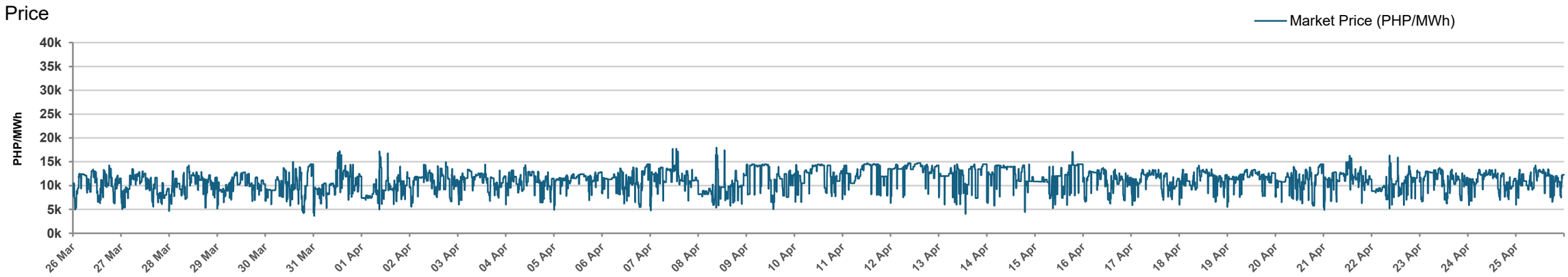

PUBLIC

MARKET OUTCOME
RESERVE MARKET

26 March- 25 April 2026

Philippine Electricity Market Corporation

LUZON - REGULATING DOWN

Requirement and Schedule

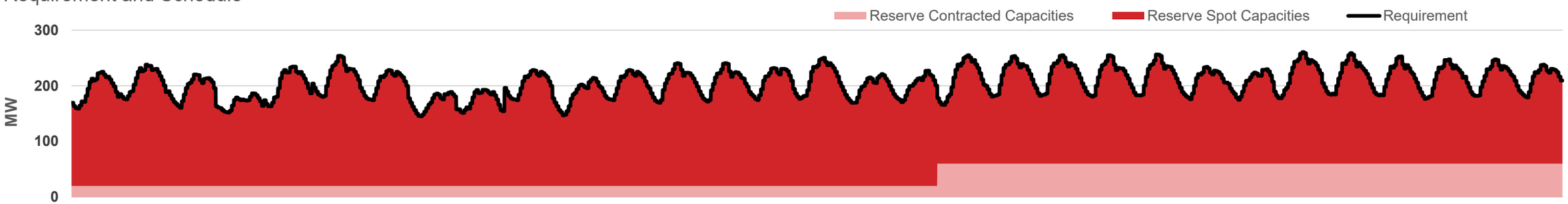

Offers

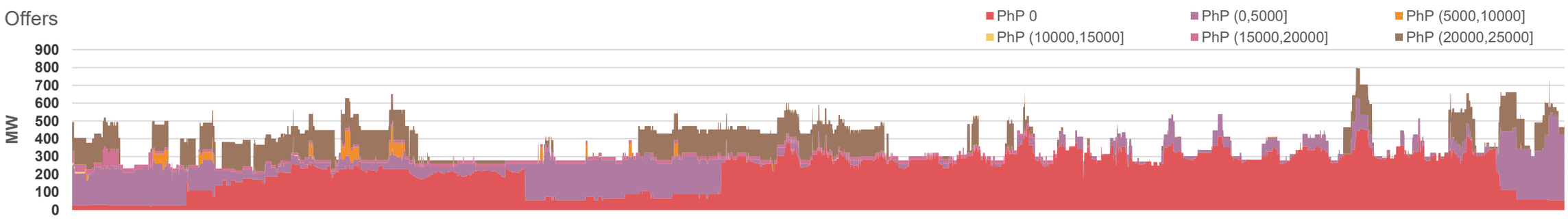

Price

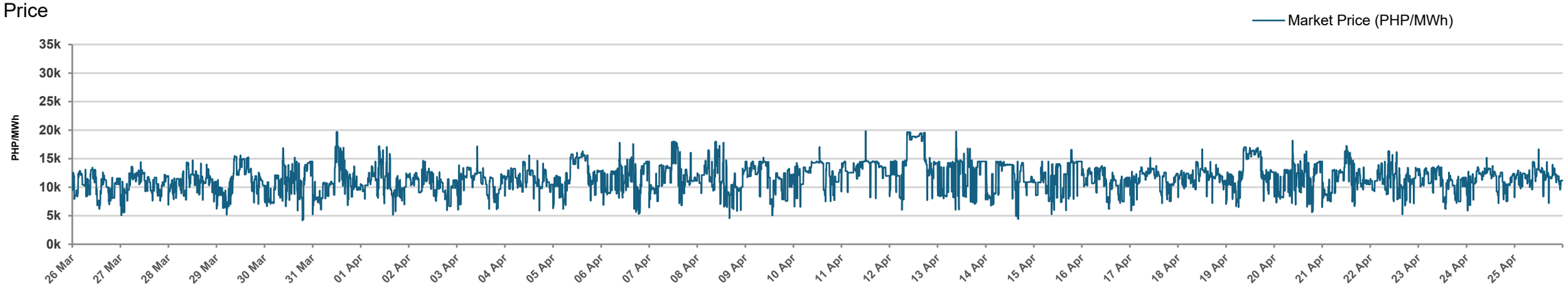

PUBLIC

MARKET OUTCOME
RESERVE MARKET

26 March- 25 April 2026

Philippine Electricity Market Corporation

LUZON - CONTINGENCY

Requirement and Schedule

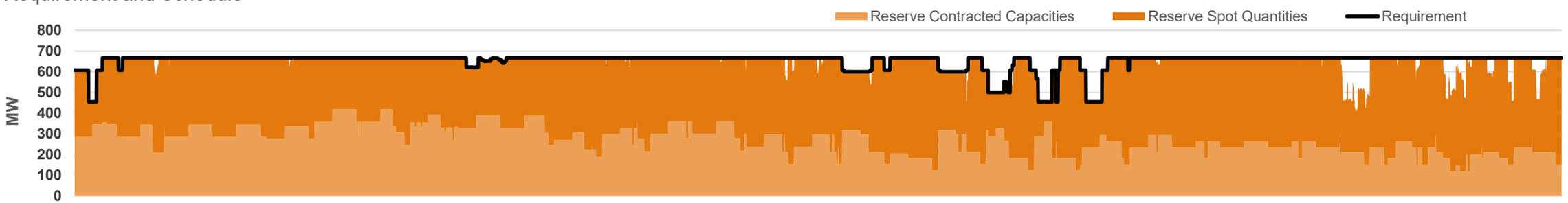

Offers

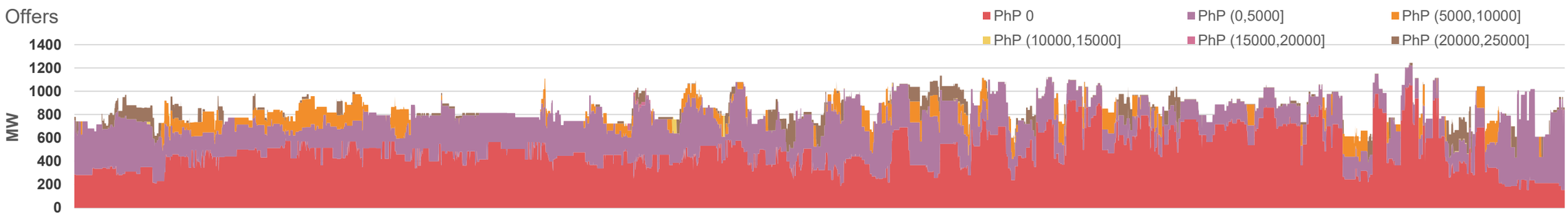

Price

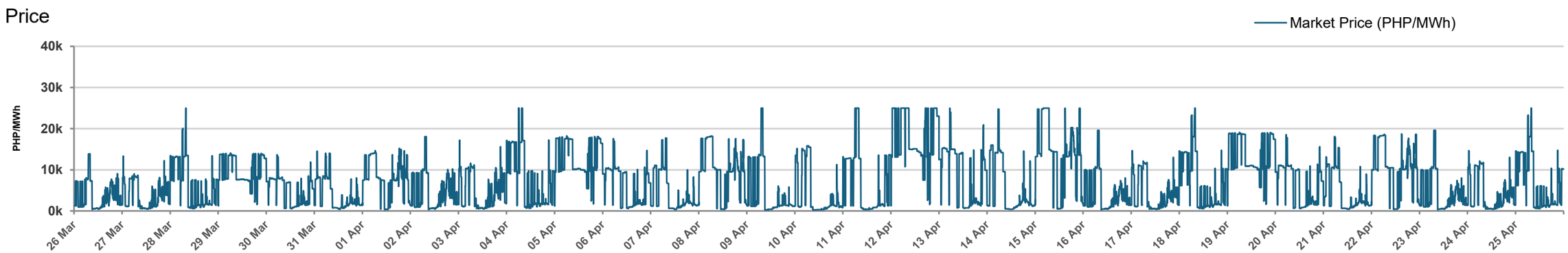

PUBLIC

MARKET OUTCOME
RESERVE MARKET

26 March- 25 April 2026

Philippine Electricity Market Corporation

LUZON - DISPATCHABLE

Requirement and Schedule

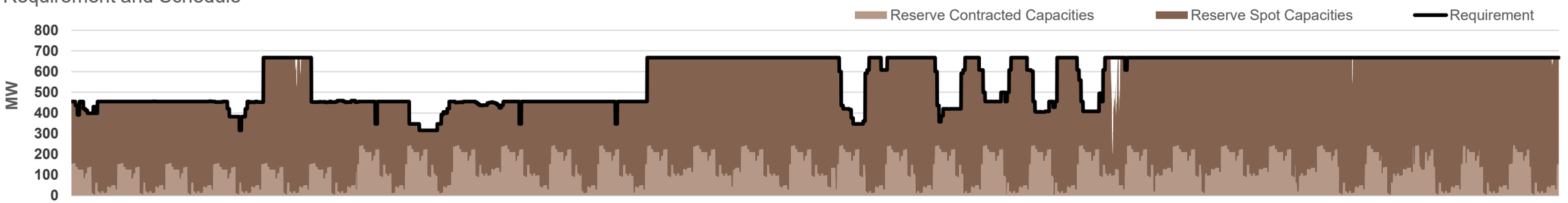

Offers

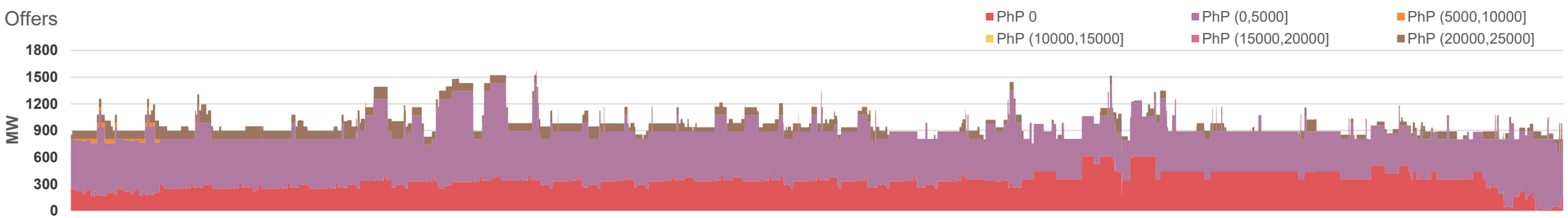

Price

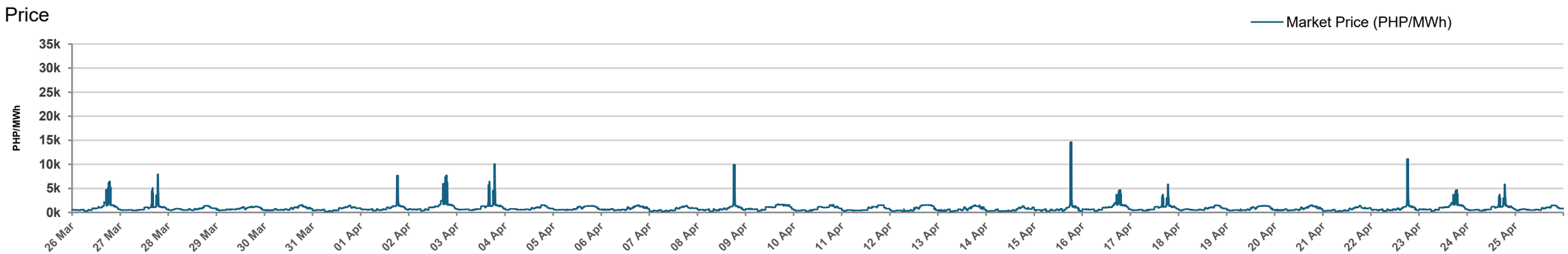

PUBLIC

MARKET OUTCOME
RESERVE MARKET

26 March- 25 April 2026

Philippine Electricity Market Corporation

VISAYAS - REGULATING UP

Requirement and Schedule

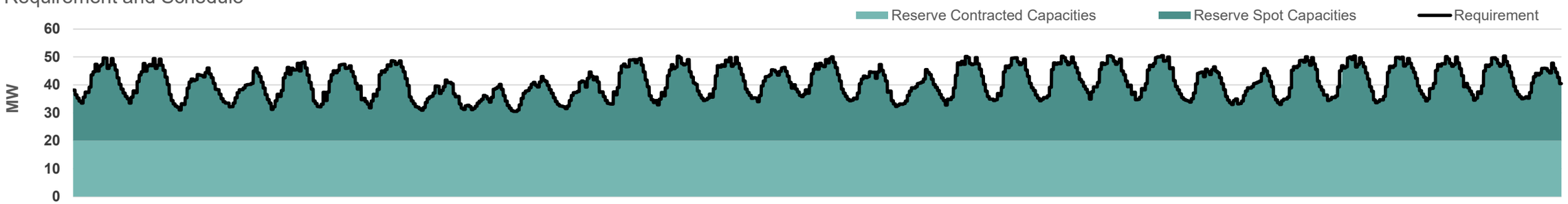

Offers

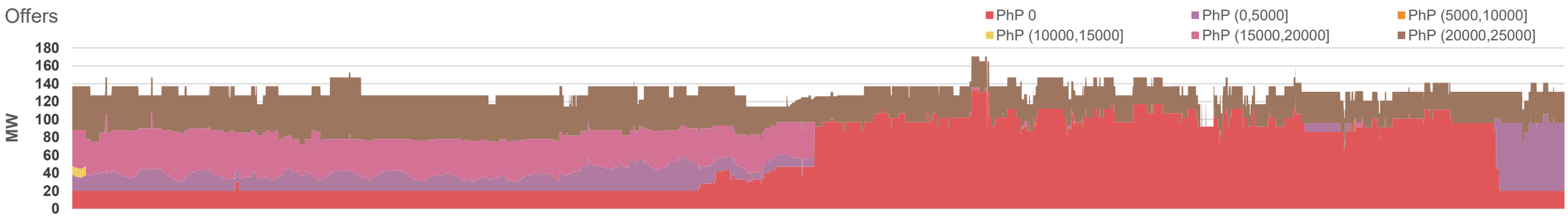

Price

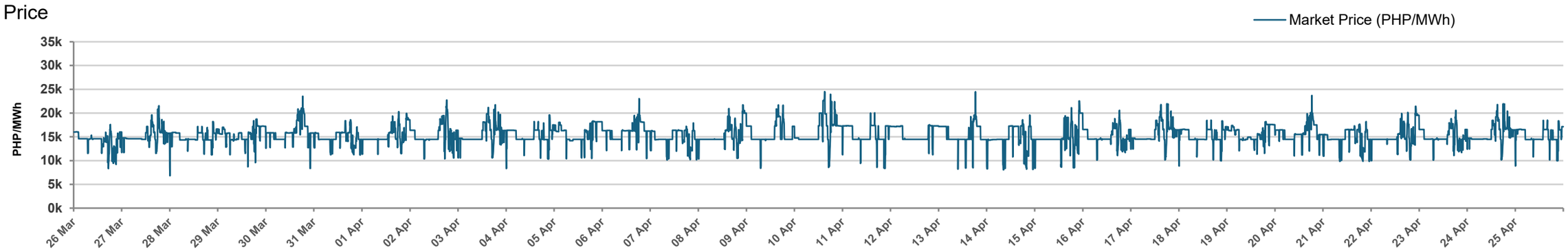

PUBLIC

MARKET OUTCOME
RESERVE MARKET

26 March- 25 April 2026

Philippine Electricity Market Corporation

VISAYAS - REGULATING DOWN

Requirement and Schedule

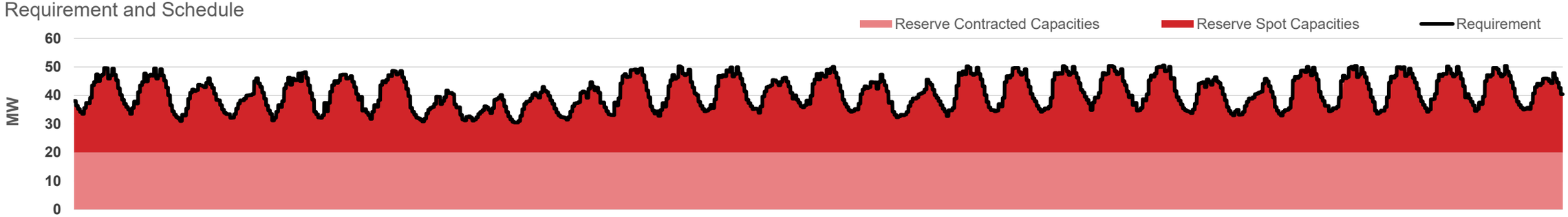

Offers

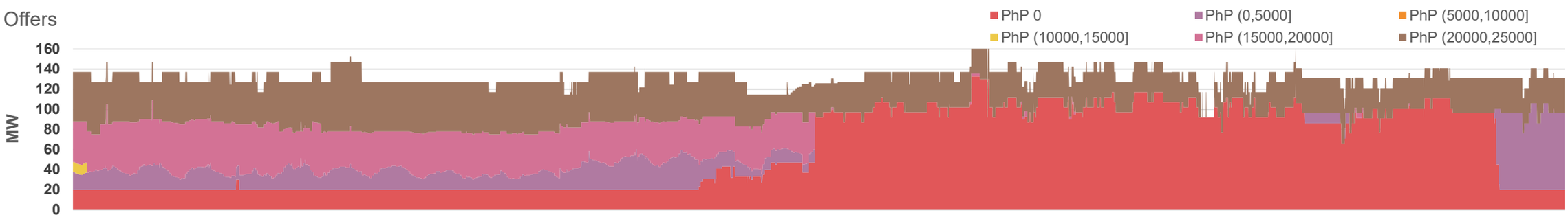

Price

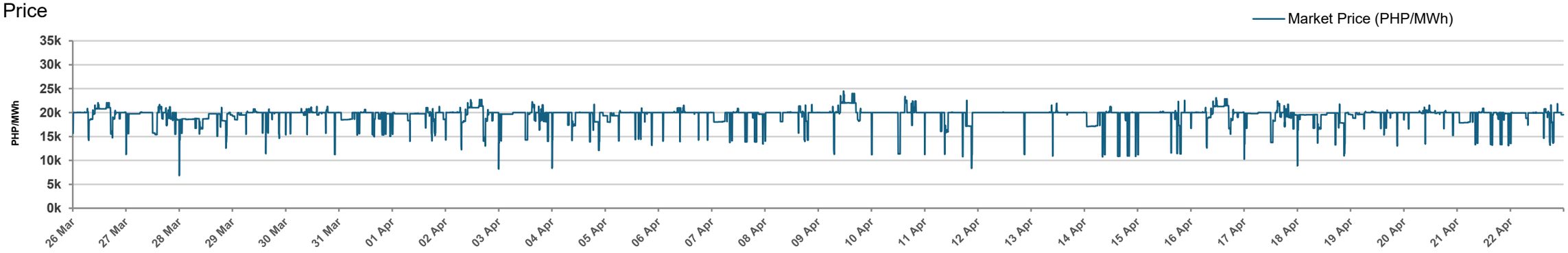

PUBLIC

MARKET OUTCOME
RESERVE MARKET

26 March- 25 April 2026

Philippine Electricity Market Corporation

VISAYAS - CONTINGENCY

Requirement and Schedule



Offers

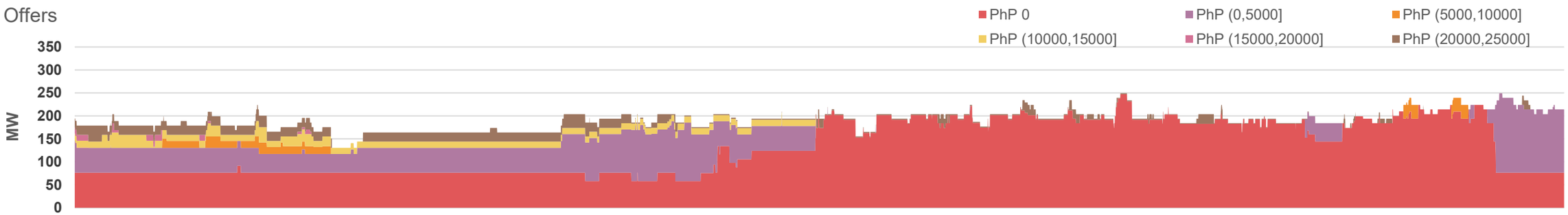

Price

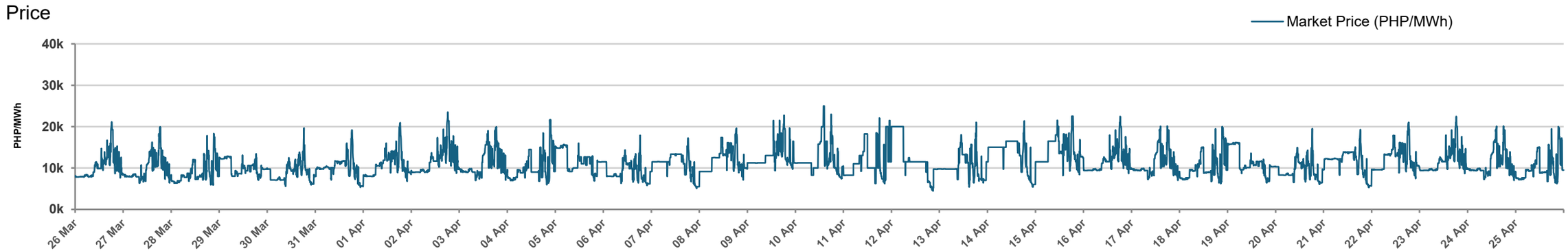

PUBLIC

MARKET OUTCOME
RESERVE MARKET

26 March- 25 April 2026

Philippine Electricity Market Corporation

VISAYAS - DISPATCHABLE

Requirement and Schedule



Offers

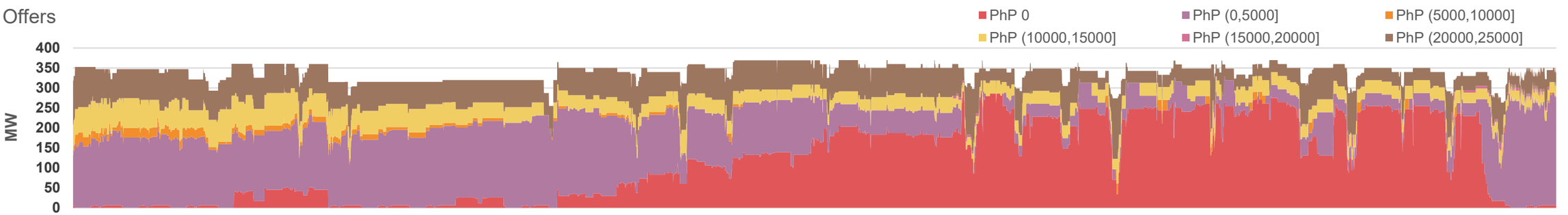

Price

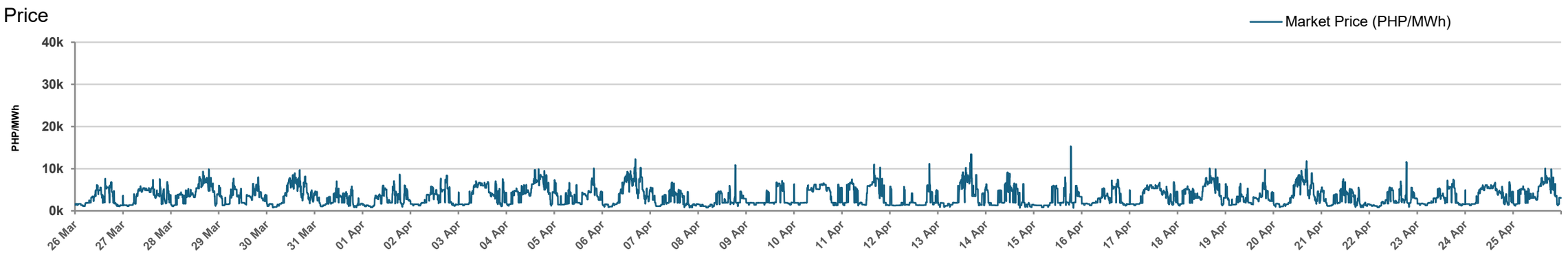

PUBLIC

MARKET OUTCOME
RESERVE MARKET

26 March- 25 April 2026

Philippine Electricity Market Corporation

MINDANAO - REGULATING UP

Requirement and Schedule

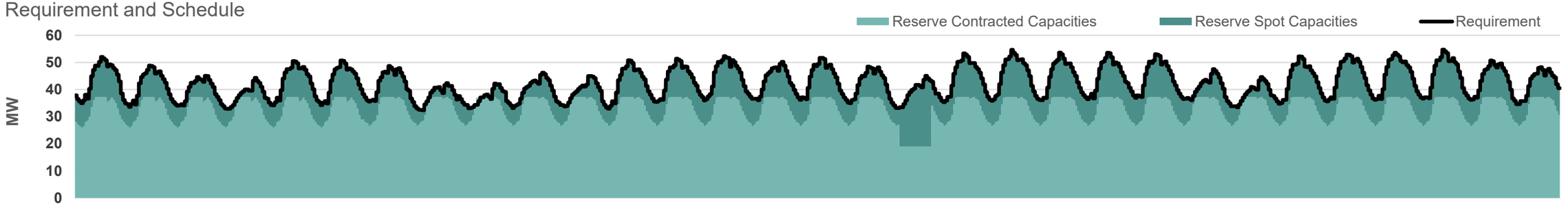

Offers

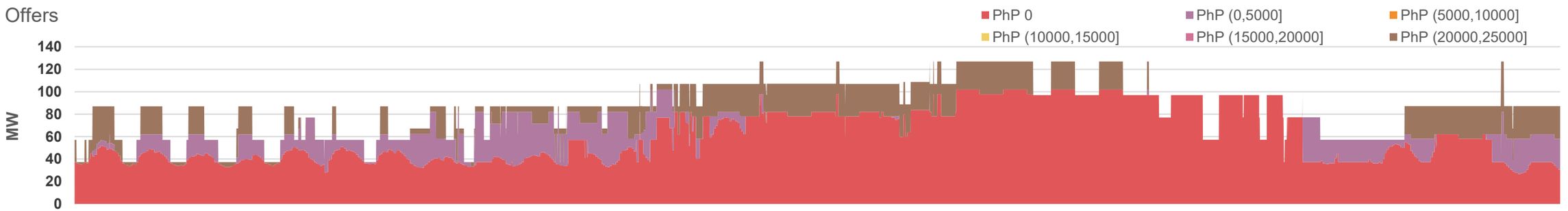

Price

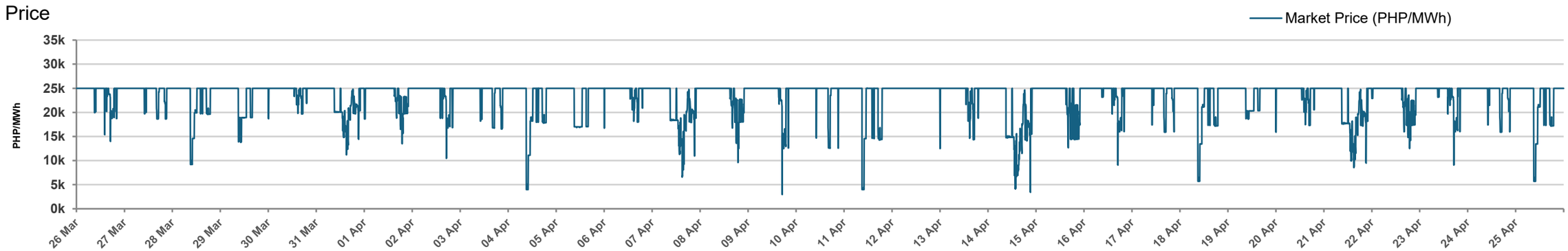

PUBLIC

MARKET OUTCOME
RESERVE MARKET

26 March- 25 April 2026

Philippine Electricity Market Corporation

MINDANAO - REGULATING DOWN

Requirement and Schedule

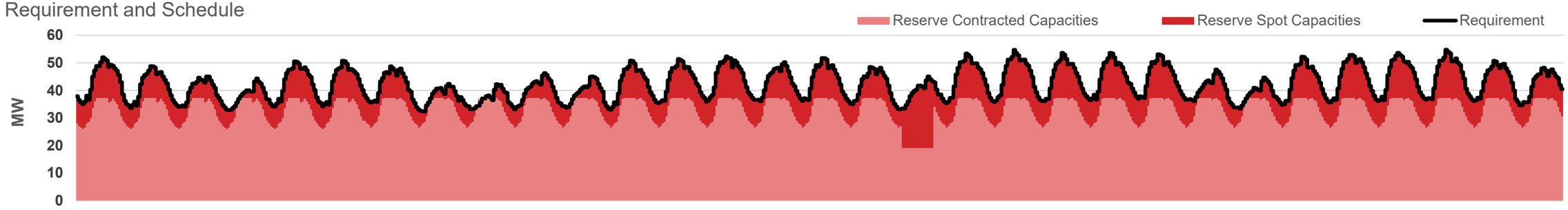

Offers

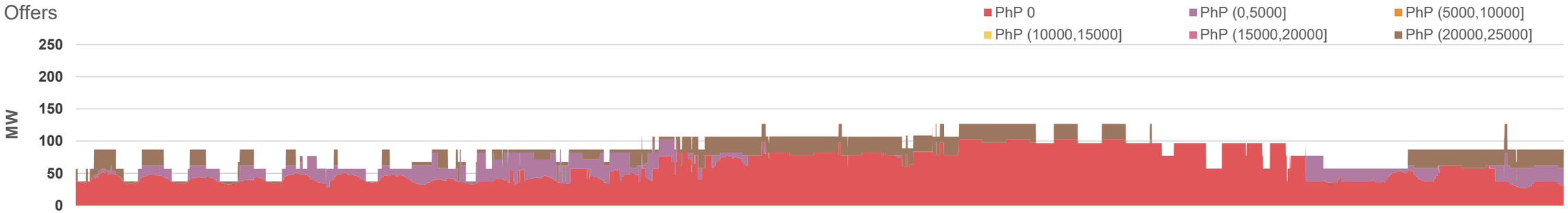

Price

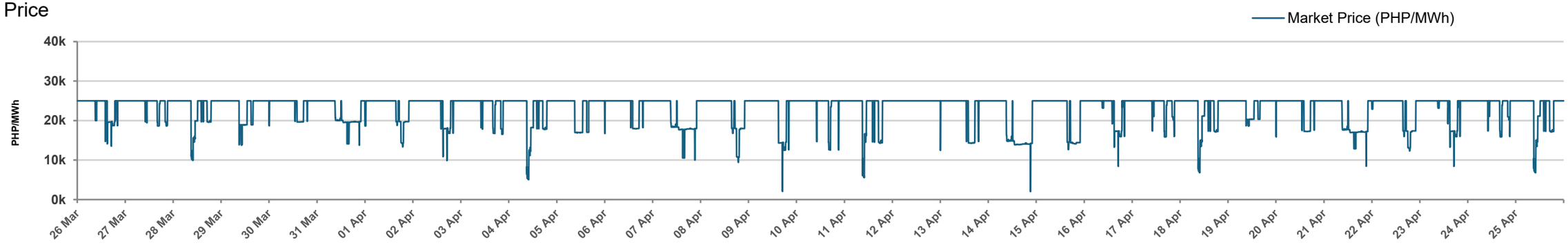

PUBLIC

MARKET OUTCOME
RESERVE MARKET

26 March- 25 April 2026

Philippine Electricity Market Corporation

MINDANAO - CONTINGENCY

Requirement and Schedule

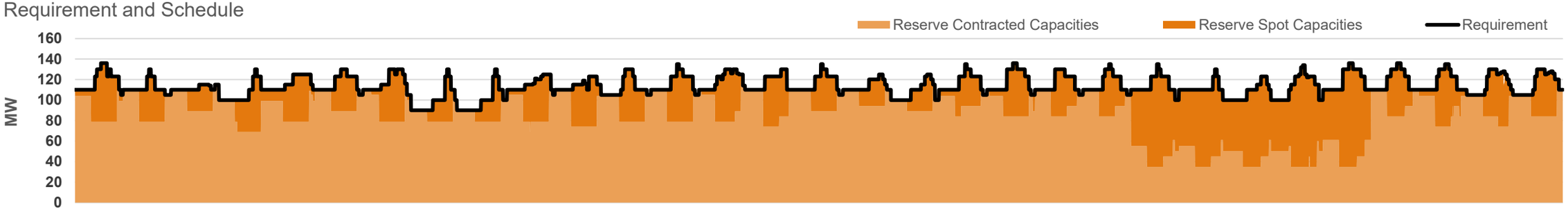

Offers

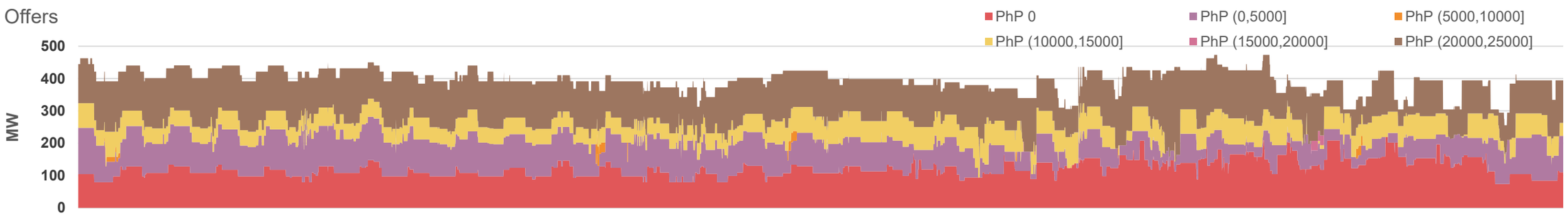

Price

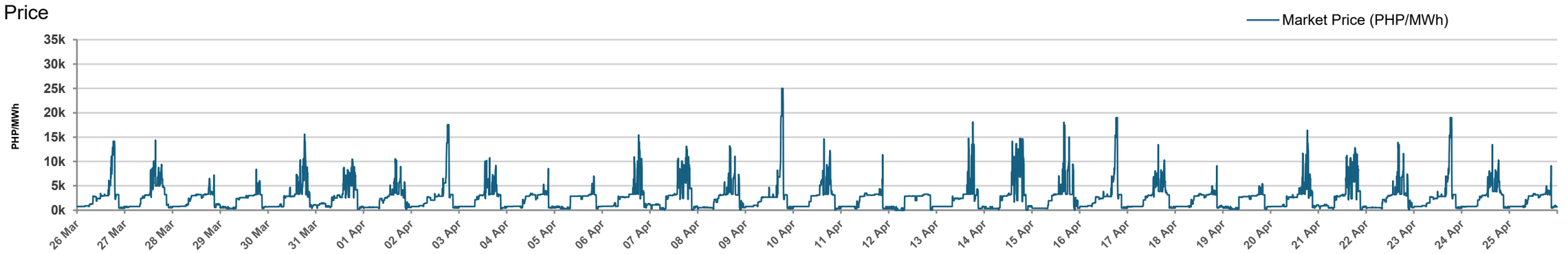

PUBLIC

MARKET OUTCOME
RESERVE MARKET

26 March- 25 April 2026

Philippine Electricity Market Corporation

MINDANAO - DISPATCHABLE

Requirement and Schedule

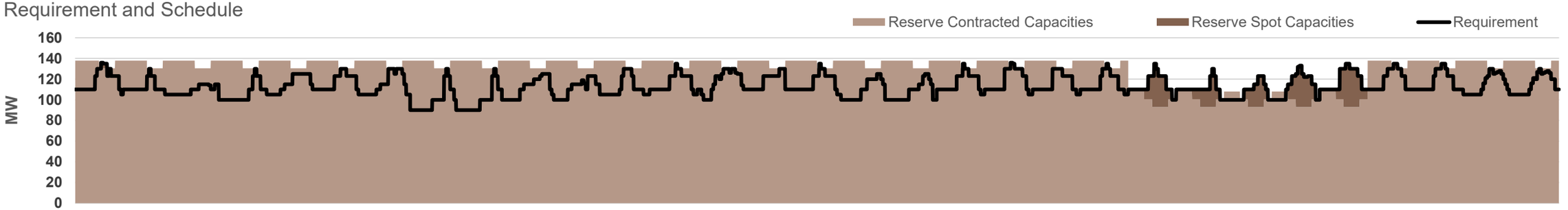

Offers



Price

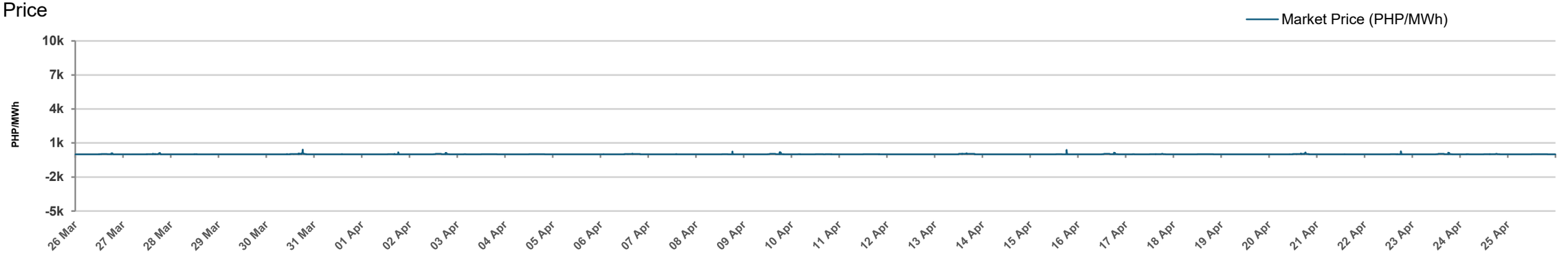

PUBLIC

MARKET OUTCOME
RESERVE MARKET

26 March- 25 April 2026

Philippine Electricity Market Corporation

Particulars	Reserve Schedule				Reserve Requirement Gap				Month-on-Month % Change	Market Price (in PHP/MWh)			Month-on-Month % Change
	Reserve Contracted Capacities		Reserve Spot Capacities										
	Average Capacity (in MW)	% Share	Average Capacity (in MW)	% Share	Min (in MW)	Max (in MW)	(Total no. of Interval/s)	(% of Time)		Min	Max	Ave	
Regulating Up													
Luzon	36.77	18%	169.83	82%	0.00	17.20	1,032	12%	19166.67%▲	3,652.15	17,982.45	11,118.02	9.44%▲
Visayas	20.00	49%	21.01	51%	0.00	6.90	1,638	18%	141.77%▲	6,815.52	24,503.01	15,309.71	1.32%▲
Mindanao	32.84	77%	9.66	23%	0.00	0.09	2,196	25%	46.36%▼	2,954.77	25,000.00	23,288.00	1.24%▼
Regulating Down													
Luzon	36.77	18%	169.84	82%	0.00	17.70	1,128	13%	17942.86%▲	4,152.76	19,821.25	11,607.25	7.18%▲
Visayas	20.00	49%	21.01	51%	0.00	5.40	1,366	15%	13.17%▼	6,815.52	24,498.40	19,471.15	0.48%▲
Mindanao	32.84	77%	9.66	23%	0.00	0.08	1,951	22%	52.38%▼	2,052.05	25,000.00	22,966.59	1.60%▼
Contingency													
Luzon	272.00	42%	373.25	58%	0.00	259.90	2,266	25%	1333.90%▲	262.96	25,000.00	7,072.86	21.43%▲
Visayas	77.80	58%	57.22	42%	0.00	5.10	1,193	13%	2742.55%▲	4,450.00	24,999.50	11,068.70	12.19%▲
Mindanao	85.25	75%	28.63	25%	0.00	14.40	329	4%	1053.13%▲	0.00	25,000.00	2,655.88	1.30%▼
Dispatchable													
Luzon	122.54	22%	441.73	78%	0.00	469.40	374	4%	1451.85%▲	122.40	14,606.16	873.42	2.41%▼
Visayas	3.45	3%	112.40	97%	0.00	116.70	2,961	33%	258.21%▲	700.00	15,337.56	3,404.48	0.73%▲
Mindanao	129.85	98%	2.28	2%	0.00	0.10	48	1%	62.76%▼	0.00	425.08	5.13	14.94%▼

PUBLIC

ANNEX
OUTAGE SUMMARY
26 March- 25 April 2026

Philippine Electricity Market Corporation

Plant Type	Plant/ Unit Name	Capacity (MW)	Date Out	Date In	Duration (Day/s)	Outage Type	Remarks
Luzon							
BAT	01GAMU_BAT	40	3/22/2026 9:15	3/27/2026 20:06	5	Planned	Planned outage by the plant until Marh 27 2026
BAT	01MAGAT_BAT	24	3/22/2026 7:01	3/29/2026 12:55	7	Maintenance	PQ Bench Marking of the Magat BESS 2. Until March 29 2026 0000H.
BAT	01MAGAT_BAT	24	4/9/2026 7:01	4/9/2026 19:41	1	Maintenance	Maintenance outage.
BAT	03ALMNOS_BAT1	20	4/19/2026 6:39	4/19/2026 19:12	1	Forced	Affected by the planned outage of Bay SS 69kV Bus 2 and T01.
BAT	03ALMNOS_BAT2	20	4/19/2026 6:39	4/19/2026 19:32	1	Forced	Affected by the planned outage of Bay SS 69kV Bus 2 and T01.
BIOF	01CAGBIO_G01	13.5	4/25/2026 22:45			Forced	On house load due to turbine inlet plunge damage.
BIOF	01CLEANG_G01	10.8	2/27/2026 17:25			Forced	Fuel handling system trouble
BIOF	01GFII_G01	15.8	4/3/2026 4:30	4/5/2026 22:51	3	Forced	Generator shutdown due to steam accumulation.
BIOF	01GIFT_G02	6	4/15/2026 22:00	4/17/2026 22:27	2	Maintenance	Monthly Maintenance
BIOF	01GRGOLD_G01	10.8	4/9/2026 15:32	4/11/2026 10:01	2	Forced	Tripped due to fuel handling trouble
BIOF	01IBEC_G01	18	3/22/2026 0:02	4/13/2026 0:01	22	Planned	Annual Maintenance
BIOF	01IPOWER_G01	10.8	4/1/2026 6:05	4/1/2026 19:00	1	Forced	Affected by planned shutdown of Cabanatuan-Fatima 69kV Line.
BIOF	01IPOWER_G02	10.8	4/1/2026 6:00	4/1/2026 19:13	1	Forced	Affected by planned shutdown of Cabanatuan-Fatima 69kV Line.
BIOF	01LASUER_U01	5.1	4/3/2026 7:48	4/6/2026 6:42	3	Maintenance	Maintenance of Auxiliary equipment.(RECLASSIFIED FROM FORCE OMC OUTAGE)
BIOF	01VSGRIP_G01	5.4	3/22/2026 10:49	4/8/2026 6:00	17	Forced	Due to boiler tube leak.
BIOF	01VSGRIP_G01	5.4	4/13/2026 5:16	4/18/2026 10:04	5	Forced	Emergency shutdown due to boiler trouble.
BIOF	01VSGRIP_G01	5.4	4/25/2026 3:42			Forced	Boiler tube leak
COAL	01GNPD_U02	668	2/20/2026 0:03	3/27/2026 0:00	35	Planned	Planned outage
COAL	01GNPD_U02	668	3/27/2026 0:00	4/5/2026 21:34	10	Forced	Extended Outage
COAL	01MSINLO_G01	322.7	4/9/2026 0:08	4/12/2026 4:13	3	Forced	Boiler tube leak.
COAL	01MSINLO_G02	322.7	3/25/2026 14:27			Forced	Emergency shutdown due to boiler tube leak.
COAL	01SMC_G01	134	3/30/2026 11:31	4/7/2026 7:17	8	Forced	Tripped due to coal handling trouble.
COAL	01SMC_G03	134	3/28/2026 1:53	3/29/2026 5:39	1	Forced	Emergency shutdown to facilitate replacement of control valve.
COAL	01SMC_G04	134	2/23/2026 21:59	3/31/2026 9:50	35	Planned	Planned outage until April 9 2026.
COAL	01SMC_G04	134	4/9/2026 7:40	4/15/2026 12:38	6	Forced	Emergency shutdown due to a suspected economizer tube leak.
COAL	03PAGBIL_G01	382	4/4/2026 5:01	4/6/2026 13:52	2	Forced	Repair of force draft fan
COAL	03PAGBIL_G02	382	4/18/2026 1:12	4/22/2026 21:31	5	Forced	Emergency s d due to severe slugging at furnace lower header. Until April 23 2026
COAL	03PAGBIL_G02	382	4/23/2026 13:25			Forced	Emergency s d due to boiler tubeleak.

PUBLIC

ANNEX
OUTAGE SUMMARY
26 March- 25 April 2026

Philippine Electricity Market Corporation

Plant Type	Plant/ Unit Name	Capacity (MW)	Date Out	Date In	Duration (Day/s)	Outage Type	Remarks
Luzon							
COAL	03SBPL_G01	455	4/4/2026 9:43	4/4/2026 22:14	1	Forced	Tripped due to electrical fault at boiler main control center panel
COAL	03SLPGC_G02	149.6	3/27/2026 0:07	4/4/2026 15:39	9	Forced	Boiler tubeleak.
GEO	03BACMAN_U01	60	4/24/2026 8:30			Forced	Tripped root cause TBD.
GEO	03BACMAN_U02	60	3/30/2026 10:52	3/31/2026 0:05	1	Forced	Tripped due to generator protection lockout.
GEO	03MGPP_G01	20	2/28/2026 0:01	3/26/2026 17:33	27	Planned	Planned outage PMS
GEO	03MGPP_G01	20	3/30/2026 11:31	3/31/2026 14:17	1	Forced	Tripped due to PCB 52H trouble
GEO	03MKBN_E	20	3/29/2026 21:30	3/30/2026 21:04	1	Forced	Unit shutdown as part of testing and commissioning after overhaul.
GEO	03MKBN_E	20	4/19/2026 5:04	4/19/2026 21:08	1	Forced	Affected by the planned outage of Bay SS 69kV Bus 2 and T01.
GEO	03ORMAT_G01	1.67	4/19/2026 5:34	4/19/2026 19:53	1	Forced	Affected by the planned outage of Bay SS 69kV Bus 2 and T01.
GEO	03ORMAT_G01	1.33	11/15/2025 2:22			Forced	Low low Brine out temperature.
GEO	03PALAYAN_G01	24	2/7/2026 19:57	4/3/2026 11:29	55	Forced	Isolated while troubleshooting PCBs for Bacman-Daraga 230kV L1 at BACMAN GPP.
GEO	03PALAYAN_G01	24	4/3/2026 13:38	4/4/2026 17:20	1	Forced	False activation of 8LT lube oil pressure load
GEO	03PALAYAN_G01	24	4/13/2026 6:17	4/14/2026 10:01	1	Maintenance	Plant Maintenance Activities
HYD	01ANGAT_A	18	3/18/2026 12:53	3/27/2026 20:06	9	Forced	Affected by the outage of Auxiliary Transformer B.
HYD	01BAKSIP_G01	12.4	4/8/2026 8:04	4/9/2026 16:13	1	Planned	Planned outage. APM.
HYD	01BAKSIP_G01	12.4	4/7/2026 2:01	4/7/2026 19:57	1	Forced	Tripped. Root cause yet to be determined.
HYD	01BUTAO_G01	1.3	4/9/2026 19:00			Forced	No Allocation in NIA
HYD	01CASECN_U01	82.5	4/2/2026 8:01	4/18/2026 0:00	16	Planned	Planned Outage until April 17 2026.
HYD	01CASECN_U01	82.5	4/18/2026 0:00	4/21/2026 17:01	4	Forced	Extended Outage
HYD	01CASECN_U02	82.5	3/20/2026 8:00	4/12/2026 23:59	24	Planned	Planned outage APM until April 12 2026.
HYD	01CASECN_U02	82.5	4/13/2026 0:00	4/22/2026 18:42	10	Forced	Extended Outage
HYD	01MAGAT_U01	97	3/15/2026 7:04	4/13/2026 22:35	30	Planned	Planned outage
HYD	01MAGAT_U02	97	3/15/2026 7:04	3/29/2026 23:59	15	Planned	Planned outage
HYD	01MAGAT_U02	97	3/30/2026 0:00	4/10/2026 20:00	12	Forced	Extended outage. (GOMP)
HYD	01MAGAT_U03	97	3/5/2026 7:06	3/29/2026 23:54	25	Planned	APM until March 31 2026
HYD	01MAGAT_U04	97	3/8/2026 7:02	3/29/2026 23:59	22	Planned	APM until March 29 2026
HYD	01MAGAT_U04	97	3/30/2026 0:00	4/2/2026 0:01	3	Forced	Extended outage. (GOMP)
HYD	01MASIWA_G01	12	4/1/2026 6:01	4/1/2026 19:16	1	Forced	Affected by planned shutdown of Cabanatuan-Fatima 69kV Line.
HYD	01MATUNO_G01	8.7	9/2/2025 22:06			Forced	Tripped due to clogged trash rack.

PUBLIC

ANNEX
OUTAGE SUMMARY
26 March- 25 April 2026

Philippine Electricity Market Corporation

Plant Type	Plant/ Unit Name	Capacity (MW)	Date Out	Date In	Duration (Day/s)	Outage Type	Remarks
Luzon							
HYD	01NIABAL_G01	6	3/22/2026 5:07			Forced	IDR cut off.
HYD	01SABANG_G01	14.2	4/21/2026 5:57	4/22/2026 2:23	1	Planned	Planned outage.
HYD	01SLANGN_G01	2.4	2/26/2026 9:00			Planned	Annual Preventive Maintenance
HYD	03CALIRY_G01	18.8	4/15/2026 13:35	4/16/2026 17:30	1	Forced	To conduct repair of turbine shaft seal
HYD	03KAL_G01	181.1	4/22/2026 7:54	4/24/2026 10:32	2	Forced	Emergency shutdown due to abnormal noise at turbine area
HYD	03KAL_G03	181.4	2/5/2026 0:00			Forced	Extended outage due to mechanical issue in the turbine runner.
NATG	03AVION_U02	45.8	4/20/2026 21:34	4/22/2026 14:55	2	Forced	Tripped due high pressure compressor trouble.
NATG	03EERI_G02	421.9	4/16/2026 19:41	4/17/2026 13:49	1	Forced	Tripped due to HP drum level valve stuck up
NATG	03ILIJAN_G01	190	4/16/2026 14:42	4/17/2026 3:33	1	Forced	Loss of fuel gas supply from Batangas LNG Terminal
NATG	03ILIJAN_G01	190	4/16/2026 14:42	4/17/2026 6:19	1	Forced	Loss of fuel gas supply from Batangas LNG Terminal
NATG	03ILIJAN_G01	220	4/16/2026 14:42	4/17/2026 4:36	1	Forced	Loss of fuel gas supply from Batangas LNG Terminal
NATG	03ILIJAN_G02	190	4/24/2026 23:59			Maintenance	Blade pad temperature spread high alarm repair. Until April 27 2026.
NATG	03SNGAB_G01	417.4	4/6/2026 0:00	4/6/2026 17:49	1	Forced	Declared unavailable due to rectification HP turbine system
NATG	03STA-RI_G04	263	3/30/2026 21:55	3/31/2026 14:13	1	Forced	Dammage water flushing pump while conducting Liquid fuel commissioning.
NATG	03STA-RI_G04	263	3/28/2026 7:41	3/30/2026 18:50	2	Maintenance	Liquid Fuel Commissioning
NATG	03STA-RI_G05	265	2/19/2026 23:19	3/30/2026 18:41	39	Planned	Planned outage
NATG	03STA-RI_G05	265	3/30/2026 19:48	3/31/2026 20:05	1	Planned	Conducted liquid Fuel commissioning. Planned Outage until April 5 2026
NATG	03STA-RI_G05	265	4/2/2026 19:32	4/3/2026 16:40	1	Planned	Liquid Fuel commissioning
NATG	03STA-RI_G05	265	4/4/2026 3:08	4/7/2026 2:10	3	Planned	Liquid Fuel commissioning. High steam turbine vibration.
NATG	03STA-RI_G05	265	4/7/2026 18:34	4/8/2026 11:42	1	Forced	Commissioning after Major Outage
NATG	03STA-RI_G05	265	4/8/2026 19:17	4/9/2026 16:53	1	Forced	On commissioning. Failed c over of fuel to gas operation.
NATG	03STA-RI_G05	265	4/9/2026 20:56	4/10/2026 11:37	1	Forced	Emergency shutdown due to GT protection trouble
NATG	03STA-RI_G05	265	4/25/2026 8:25			Forced	Unplanned outage to facilitate correction of gt outlet temperature cold spot fault.
NATG	03STA-RI_G06	265	4/5/2026 20:07	4/6/2026 15:17	1	Forced	On Liquid Fuel commissioning
NATG	03STA-RI_G06	265	4/6/2026 17:35	4/7/2026 23:45	1	Forced	Tripped while on fuel commissioning.
OIL	03MALAYA_G01	300	5/3/2019 18:21			Forced	Declared unavailable due to motorization of unit generator caused by the non-opening of phase B of PCB 8-05CB08MAL
OIL	03MALAYA_G02	130	7/24/2024 21:24			Forced	Tripped due to loss prime of CWP
OIL	03RCBMI_G01	5.5	3/18/2026 20:15			Forced	Emergency shutdown due to cracked liner.

PUBLIC

ANNEX
OUTAGE SUMMARY
26 March- 25 April 2026

Philippine Electricity Market Corporation

Plant Type	Plant/ Unit Name	Capacity (MW)	Date Out	Date In	Duration (Day/s)	Outage Type	Remarks
Luzon							
SOLR	03MEC_G01	32.9	4/12/2026 6:34	4/12/2026 18:52	1	Forced	Affected by the shutdown of Dasmarinas-MEC-Rosario 115kV Line
SOLR	03SOLACE_G01	89.4	4/19/2026 5:52	4/19/2026 18:33	1	Forced	Affected by the planned outage of Bay SS 69kV Bus 2 and T01.
WIND	01NWIND_G01	32.4	3/28/2026 5:03	3/28/2026 17:50	1	Forced	Affected by the planned shutdown of Laoag-Bangui 69kV line.
WIND	01NWIND_G02	18.8	3/28/2026 5:03	3/28/2026 17:50	1	Forced	Affected by the planned shutdown of Laoag-Bangui 69kV line.
Visayas							
BIOF	06BISCOM_G01	12.7	3/25/2026 20:13	3/27/2026 17:57	2	Forced	Isolated from the grid due to corrective maintenance.
BIOF	06BISCOM_G01	12.7	4/7/2026 10:28	4/8/2026 0:22	1	Forced	Emergency shutdown due to boiler problem.
BIOF	06BISCOM_G01	12.7	4/22/2026 6:12	4/23/2026 0:35	1	Forced	Shutdown to conduct plant maintenance.
BIOF	06BISCOM_G01	12.7	4/24/2026 23:24	4/25/2026 18:30	1	Forced	Isolate from the grid to conduct corrective maintenance .
BIOF	06CABI_G01	12	4/18/2026 5:30	4/18/2026 17:55	1	Forced	Isolated from the grid due to PMS of Amlan-San Carlos 69kV Line.
BIOF	06FFHC_G01	9	3/30/2026 3:37	3/31/2026 19:31	2	Forced	FFHC shutdown at 1455H to conduct weekly maintenance and repair.
BIOF	06FFHC_G01	9	4/3/2026 2:07	4/8/2026 5:54	5	Forced	Shutdown to conduct weekly maintenance.
BIOF	06HPCO_G01	2	11/12/2023 20:00			Forced	Defective auxiliary of vibration meter.
BIOF	06HPCO_G02	9.5	4/2/2026 7:08	4/7/2026 16:40	5	Forced	Weekly maintenance shutdown.
BIOF	06HPCO_G02	9.5	4/8/2026 23:25	4/9/2026 14:15	1	Forced	Emergency shutdown due to boiler problem.
BIOF	06HPCO_G02	9.5	4/12/2026 19:25	4/14/2026 9:10	2	Forced	Weekly maintenance.
BIOF	06SCBE_G01	7.4	3/31/2023 10:35			Forced	Plant shutdown
BIOF	06URC_G01	30	4/3/2026 20:20	4/6/2026 8:34	3	Forced	Emergency shutdown due to conveyor problem.
BIOF	06VMC_G01	2.5	4/21/2024 16:20			Forced	Ongoing repair of 7.5MVA 13.2 4.16kV Power Transformer.
BIOF	06VMC_G02	35	3/31/2026 7:11	4/7/2026 17:52	7	Forced	No operation during holy week.
BIOF	08CASA_G01	8	4/2/2026 22:12	4/6/2026 10:06	3	Forced	Shutdown due to no delivery of sugarcane.
BIOF	08CASA_G02	7	4/18/2026 6:07	4/18/2026 18:28	1	Forced	Isolated due to line maintenance
COAL	05KSPC_G01	103	4/25/2026 14:41			Forced	Tripped due to possible tube leak
COAL	05THVI_U01	169	3/24/2026 21:17		50	Planned	Planned outage per VSO-PUSR-2026-002
COAL	05THVI_U01	169	3/24/2026 21:17		23	Forced	Extended shutdown from GOMP.
COAL	05THVI_U02	169	3/24/2026 21:17			Forced	Emergency shutdown due to high vibration of bearing #1.
COAL	08PEDC_U02	83.7	3/29/2026 21:23	3/31/2026 17:59	2	Forced	Emergency shutdown to conduct repair of high-pressure heater
GEO	04BILGPP_G01	1	10/5/2024 4:39			Forced	Turbine high vibration trip
GEO	04LEYTE_A	55.43	4/21/2026 22:13	4/23/2026 1:55	1	Forced	Hotspot correction of 230kV Line

PUBLIC

ANNEX
OUTAGE SUMMARY
26 March- 25 April 2026

Philippine Electricity Market Corporation

Plant Type	Plant/ Unit Name	Capacity (MW)	Date Out	Date In	Duration (Day/s)	Outage Type	Remarks
Visayas							
GEO	04LEYTE_A	23.463	12/3/2025 17:58			Forced	Safety Turbine Trip
GEO	04LEYTE_A	68.79	3/18/2026 0:22	3/29/2026 21:30	12	Forced	Conduct emergency hot spot correction generator terminal.
GEO	04LEYTE_A	3.11	4/21/2026 22:05	4/22/2026 21:05	1	Forced	Hotspot correction of 230kV Line
GEO	04LEYTE_A	6.22	4/5/2026 14:48			Forced	due to Generator bearing high temperature
GEO	04LGPP_G01	41	4/1/2026 0:18			Forced	Turbine rotor replacement
GEO	04LGPP_G01	40.2	3/28/2026 11:47	3/29/2026 2:15	1	Forced	emergency shutdown due to steam scrubber steam leak
GEO	06BBGPP_G01	4.7	9/24/2024 19:57			Forced	Turbine tripped under test and commissioning.
GEO	06NASULO_G01	48.3	4/25/2026 5:01			Forced	Emergency shutdown to conduct rectification of a thermal anomaly on Main Transformer High Voltage
GEO	06PAL1A_U01	35.2	4/9/2026 0:07	4/9/2026 19:37	1	Forced	Emergency shutdown to facilitate repair of Hotwell Pump B Discharge line leak.
GEO	06PAL2A_U03	18.9	4/18/2026 1:30	4/18/2026 14:41	1	Forced	Tripped with indication Hotwell pump stop.
GEO	06PAL2A_U03	18.9	4/19/2026 1:12	4/19/2026 17:59	1	Forced	Tripped with indication Condenser Vacuum Low Low.
HYD	04TAFT_G01	5	4/5/2026 9:02			Forced	Affected schedule PMS of 50MVA TR#2 Paranas SS.
HYD	04UTH_G01	4.6	3/31/2026 18:00	4/7/2026 6:26	7	Forced	undervoltage protection activated
HYD	04UTH_G01	4.6	4/11/2026 11:00	4/13/2026 8:29	2	Forced	Due to high guide bearing temperature.
HYD	04UTH_G01	4.6	4/19/2026 11:06	4/20/2026 9:06	1	Forced	Due to Guide bearing high temperature
HYD	04UTH_G01	4.6	4/7/2026 6:12	4/11/2026 11:00	4	Forced	Affected by Isolation of 69kV Taft Feeder
HYD	04UTH_G01	4.6	4/17/2026 11:30	4/18/2026 13:46	1	Forced	Due to Guide bearing high temperature
HYD	04UTH_G01	4.6	4/13/2026 8:29	4/19/2026 11:06	6	Forced	to test the newly installed mechanical seal in unit 1
HYD	04UTH_G01	4.6	4/20/2026 9:06			Forced	Change over to unit #1
HYD	07SEVILL_G01	1.25	4/3/2026 21:09	4/5/2026 15:01	2	Forced	Affected by tripping of BOHECO-I feeder 14.
HYD	08SUWECO_G01	0.9	10/3/2025 6:29			Forced	Engine overspeed
OIL	04CLBYBNK_G01	5.45	4/25/2026 6:10			Forced	Affected by pre-arranged maintenance activities along Calbayog-Bliss 69kV Line.
OIL	04CLBYBNK_G01	5.45	4/25/2026 6:10			Forced	Affected by pre-arranged maintenance activities along Calbayog-Bliss 69kV Line.
OIL	04IASMOD_G01	10	3/31/2026 8:13	4/5/2026 2:42	5	Forced	Retightening of 138kV Overhead conductor GIS of CB 11 & CB 71 (Estimated time of completion April 4 2026)
OIL	04IASMOD_G02	10	3/31/2026 8:13	4/5/2026 2:42	5	Forced	Retightening of 138kV Overhead conductor GIS of CB 11 & CB 71 (Estimated time of completion April 4 2026)

PUBLIC

ANNEX
OUTAGE SUMMARY
26 March- 25 April 2026

Philippine Electricity Market Corporation

Plant Type	Plant/ Unit Name	Capacity (MW)	Date Out	Date In	Duration (Day/s)	Outage Type	Remarks
Visayas							
OIL	04IASMOD_G03	15	3/31/2026 8:13	4/5/2026 2:42	5	Forced	Retightening of 138kV Overhead conductor GIS of CB 11 & CB 71 (Estimated time of
OIL	04IASMOD_G04	10	3/31/2026 8:13	4/5/2026 2:42	5	Forced	Retightening of 138kV Overhead conductor GIS of CB 11 & CB 71 (Estimated time of completion April 4 2026)
OIL	04IASMOD_G05	15	3/31/2026 8:13	4/5/2026 2:42	5	Forced	Retightening of 138kV Overhead conductor GIS of CB 11 & CB 71 (Estimated time of completion April 4 2026)
OIL	04IASMOD_G06	10	3/31/2026 8:13	4/5/2026 2:42	5	Forced	Retightening of 138kV Overhead conductor GIS of CB 11 & CB 71 (Estimated time of completion April 4 2026)
OIL	05CARMENDPP_U01	10	2/27/2026 16:06	4/7/2026 16:00	39	Forced	Unit unavailable due to flashover on 2 MVA VCB resulting in total CPS blackout.
OIL	05CARMENDPP_U02	10	4/23/2026 16:00			Forced	Unable to cut-in due to abnormal sound at left bank Turbo charger
OIL	05CARMENDPP_U04	10	8/24/2024 0:00			Forced	Detached connecting rods and crank shaft for machining
OIL	05CPPC_U06	6.5	3/21/2026 5:17	3/22/2026 17:43	23	Forced	Unable to cut-in due to water leak at A8 cylinder head.
OIL	06CENPRI_U01	4.4	3/25/2026 0:00	4/2/2026 17:21	9	Planned	To conduct preventive maintenance.
OIL	06CENPRI_U04	6.5	3/26/2026 11:10	3/29/2026 4:46	3	Forced	Inspection of main engine parts due to continuous surging of left and right bank turbo
OIL	08PDPP1_U02	5	9/14/2025 10:11			Forced	Unable to start due to loss of excitation voltage and abnormal sound at generator.
Mindanao							
BAT	13MACO_BAT	20	4/12/2026 5:01	4/12/2026 20:06	1	Forced	Affected by planned outage of Maco SS 69kV Bus No. 1. (OMC Outage)
BIOF	11CRYSSUG_G01	8	3/29/2026 0:00	3/30/2026 8:00	1	Forced	Shutdown for fuel conservation due to factory weekend shutdown. (OMC Outage)
BIOF	11CRYSSUG_G01	8	4/3/2026 0:00	4/6/2026 8:01	3	Forced	Shutdown due to no sugarcane supply on the Holy Week Holidays. (OMC Outage)
BIOF	11CRYSSUG_G01	8	4/19/2026 0:00	4/20/2026 13:00	2	Forced	Shutdown affected by the scheduled Factory Weekend PMS. (OMC Outage)
BIOF	14BIOGS_G01	12.4	4/15/2026 7:30	4/16/2026 8:30	1	Forced	Engine trip. (Forced Outage)
BIOF	14BIOMS_U01	5.7	10/8/2024 15:56			Forced	Tripped due to SOCOTECO 1 69KV(SRB)line power outage.
BIOF	14COTSUGR_G01	3.4	3/25/2026 21:07	3/27/2026 4:03	1	Forced	Plant shutdown due to mill problem. (Forced Outage)
BIOF	14COTSUGR_G01	3.4	4/2/2026 8:21	4/2/2026 20:53	1	Forced	Plant shutdown due to mill problem. (Forced Outage)
BIOF	14SPGI_U01	6	4/9/2026 7:40	4/10/2026 16:28	1	Forced	Emergency shutdown due to water leakage from the economizer area. (Forced Outage)
BIOF	14SPGI_U01	6	4/17/2026 13:56	4/23/2026 9:02	6	Forced	Emergency shutdown due to Boiler RPG not reversing (for further inspection and possible
COAL	10PPEI_U01	24.1	1/29/2026 10:54			Forced	Emergency shutdown due to overspeed alarm. (Forced Outage)
COAL	11MINBAL_G01	50	4/2/2026 0:28	4/6/2026 22:54	5	Forced	Shutdown due to rectification of Electrostatic Precipitator (ESP) 2nd Field undervoltage
COAL	14SARANG_U01	122	4/10/2026 15:15	4/15/2026 14:01	5	Forced	Auto-tripped. Indication Master Fuel Trip. (Forced Outage)
COAL	14SARANG_U02	122	4/19/2026 20:26	4/22/2026 3:26	2	Forced	Plant Tripped. Due to Tube Leak. ETC For Verification. (Forced Outage).

PUBLIC

ANNEX
OUTAGE SUMMARY
26 March- 25 April 2026

Philippine Electricity Market Corporation

Plant Type	Plant/ Unit Name	Capacity (MW)	Date Out	Date In	Duration (Day/s)	Outage Type	Remarks
Mindanao							
GEO	14MTAPO_U03	3.6	4/23/2026 16:01			Forced	Auto-tripped. Due and affected by Inverter General Fault. (Forced Outage)
HYD	10AGUS4_U01	52.7	10/4/2025 19:01			Forced	Autotripped. Indication Transformer Differential (87T) & Lock-out. (Forced Outage)
HYD	10AGUS6_U01	34.5	4/10/2026 9:04			Planned	PMS(GOMP) ETC May 21 2026. (Planned Outage)
HYD	10AGUS6_U04	40	3/15/2026 23:59	3/30/2026 12:00	15	Forced	Unplanned Outage. ETC March 31 2026 at 2359H
HYD	10AGUS6_U05	43.8	4/25/2026 9:02	4/25/2026 22:00	1	Planned	Plant Shutdown. (GOMP Planned Outage). ETC 04 25 2026 23 59
HYD	10LIAN_G01	11.6	4/1/2026 0:04	4/1/2026 18:41	1	Planned	Annual PMS. (Planned Outage)
HYD	10LIAN_G01	11.6	3/24/2026 9:01	3/28/2026 15:50	4	Forced	Relocation and testing of revenue meter and CIT. (Planned Outage)
HYD	11FGBPC_G01	1.6	4/14/2026 8:00			Planned	Plant shutdown for Annual PMS. ETC April 28 2026.(Planned Outage)
HYD	11MANFOR_G02	6.8	4/7/2026 13:55	4/11/2026 17:28	4	Planned	Shutdown PMS-GOMP Testing-GUCT. (Planned Outage) ETC. April 13 2026
HYD	11MANFOR_G02	6.8	4/7/2026 13:56	4/8/2026 20:30	1	Planned	Shutdown PMS-GOMP Testing-GUCT. (Planned Outage) ETC. April 13 2026
HYD	11MANFOR_G02	6.8	4/9/2026 7:08	4/10/2026 20:27	2	Planned	Shutdown PMS-GOMP Testing-GUCT. (Planned Outage) ETC. April 13 2026
HYD	11MANFOR_G02	6.8	4/8/2026 7:05	4/8/2026 20:14	1	Planned	Shutdown PMS-GOMP Testing-GUCT. (Planned Outage) ETC. April 13 2026
HYD	11MANFOR_G02	6.8	4/10/2026 7:02	4/10/2026 21:14	1	Planned	PMS(GOMP) Testing-GUCT. ETC April 13 2026. (Planned Outage)
HYD	11MANFOR_G02	6.8	4/10/2026 23:34	4/11/2026 18:14	1	Planned	PMS(GOMP) Testing-GUCT. ETC April 13 2026. (Planned Outage)
HYD	11MANFOR_G02	6.8	4/8/2026 7:05	4/8/2026 20:31	1	Planned	Shutdown PMS-GOMP Testing-GUCT. (Planned Outage) ETC. April 13 2026
HYD	11MANFOR_G02	6.8	4/10/2026 7:02	4/10/2026 20:07	1	Planned	PMS(GOMP) Testing-GUCT. ETC April 13 2026. (Planned Outage)
HYD	11MINBU_G01	6.2	4/7/2026 7:18	4/23/2026 14:03	16	Planned	PMS (GOMP). ETC April 27 2026. (Planned Outage)
HYD	11MNCBLG_G01	8.8	4/13/2026 1:01			Maintenance	Shutdown due to annual PMS. ETC April 26 2026. (Planned Outage)
HYD	11PULA4_U02	75	4/22/2026 8:00			Forced	PMS(Non-GOMP). ETC 04 25 2026 23 59
HYD	12ASIGA_G01	8.2	4/12/2026 6:05	4/12/2026 18:11	1	Forced	Affected by planned outage of Butuan SS 69kV Bus No. 1. (OMC Outage)
HYD	12LKMAINIT_G01	24.8	4/12/2026 5:58	4/12/2026 18:40	1	Forced	Affected by planned outage of Butuan SS 69kV Bus No. 1. (OMC Outage)
HYD	13EUROH_G01	3	3/25/2026 9:44	3/26/2026 16:00	1	Forced	Plant isolated due NORDECO voltage fluctuation. (OMC Outage)
HYD	13EUROH_G01	3	3/27/2026 10:33			Forced	Plant isolated due NORDECO voltage fluctuation. (OMC Outage)
HYD	13EUROH_G01	3	3/28/2026 0:01			Forced	Unable to synchronize due to Vacuum Circuit Breaker Faulty. (Forced Outage)
HYD	13SIBULAN_G01	14	3/15/2026 0:00	3/26/2026 19:51	12	Planned	Annual PMS (GOMP). (Planned Outage)
HYD	13SIBULAN_G01	14	3/15/2026 0:00	3/26/2026 14:14	12	Planned	Annual PMS (GOMP). (Planned Outage)
HYD	13SIBULAN_G01	8.75	4/8/2026 22:33	4/9/2026 14:17	1	Forced	Plant shutdown due to electrical tripped. (Forced Outage)

PUBLIC

ANNEX
OUTAGE SUMMARY
26 March- 25 April 2026

Philippine Electricity Market Corporation

Plant Type	Plant/ Unit Name	Capacity (MW)	Date Out	Date In	Duration (Day/s)	Outage Type	Remarks
Mindanao							
HYD	13TALOM1_G01	0.5	4/15/2026 4:30	4/17/2026 23:01	3	Planned	Shutdown due to annual PMS. ETC April 22 2026. (Planned Outage)
HYD	13TALOM1_G01	0.5	4/15/2026 4:30	4/17/2026 0:02	2	Planned	Shutdown due to annual PMS. ETC April 22 2026. (Planned Outage)
HYD	13TUDAY2_G01	5.5	3/25/2026 8:01	3/30/2026 0:41	5	Planned	Annual PMS (GOMP). ETC April 2 2026.(Planned Outage)
HYD	13TUDAY2_G01	2.5	3/25/2026 0:01	3/30/2026 20:14	6	Planned	Annual PMS (GOMP). (Planned Outage)
HYD	14ALMADA_G01	2.6	3/25/2026 11:27	3/26/2026 3:35	1	Forced	Isolated due to COTELCO PPALMA s feeder outage. (OMC Outage)
HYD	14ALMADA_G01	2.6	3/27/2026 8:19	3/28/2026 1:45	1	Forced	Isolated due to COTELCO PPALMA s feeder outage. (OMC Outage)
HYD	14ALMADA_G01	2.6	3/28/2026 7:48	3/29/2026 1:40	1	Forced	Affected by COTECLO line fluctuation. (OMC Outage)
HYD	14ALMADA_G01	2.6	4/5/2026 13:45	4/6/2026 3:25	1	Forced	Plant shutdown due to COTELCO PPALMA line voltage fluctuation.(OMC Outage)
HYD	14ALMADA_G01	2.6	4/19/2026 0:01			Forced	Plant shutdown due to conduct maintenance work on wicket gate winding and bearing.
HYD	14SIGHYDRO_G01	14.5	9/25/2025 6:22			Forced	Emergency shutdown due to broken headrace pipe. (Forced Outage)
OIL	12KEGGIN_G01	10.6	4/15/2024 15:05			Forced	Failed to synchronize due to low SF6 Pressure on PCB. (Forced Outage)
OIL	13MATIBNK_G01	10.9	4/12/2026 7:08	4/12/2026 19:49	1	Forced	Affected by Planned Outage of Maco SS 69kV Bus No. 1. (OMC Outage)

PUBLIC

ANNEX
CONGESTED LINES AND EQUIPMENTS

26 March- 25 April 2026

Philippine Electricity Market Corporation

Equipment Name	Trading Intervals	Percent of Time
1MEXI_1HER2	865	9.7%
1EHVNGS_TR2	339	3.8%
1MEXI_1HER1	280	3.1%
1EHVNGS_TR1	201	2.3%
1SJO115_TR1	170	1.9%
1LBRAD_TR2	109	1.2%
HERMOSA__OUT_CORR	71	0.8%
1BAUAN_TR1	67	0.8%
5DAAN_4TAB2	48	0.5%
1BAUA_1BPP1	45	0.50%
1SRAF_1SJO1	36	0.40%
1BALI_1KDA2	15	0.17%
1BALI_1KDA1	14	0.16%
3AMAD_3CLA1	14	0.16%
2TAYTAY_TR2	10	0.11%
10MRAWI_TR1	10	0.11%
4MAAS_7UBA1	9	0.10%
5DAAN_4TAB1	9	0.10%
3LUMBAN_TR2	8	0.09%
7CORELL_TR2	5	0.06%
LEYTE_TO_CEBU	3	0.03%
3BINA_3DAS1	2	0.02%
3BINA_3DAS2	2	0.02%
1ANGAT_TR4	1	0.01%
1SNTGO_TR1	1	0.01%

GLOSSARY OF TERMS

Philippine Electricity Market Corporation

CAPACITY ON OUTAGE

Calculated for each 5-min interval as the sum of the capacity of all generating units on outage, which are further distinguished by plant type and category. The generating unit/s on outage and categories of outage are based on the SO's daily operations report. Cited below are the outage categories as defined in ERC Resolution No. 21, Series of 2016.

Deactivated Shutdown	- Refers to a condition where a generating unit is unavailable for service for an extended period of time for reasons not related to equipment and inactive for more than 60 days.
Forced	- An outage that requires immediate removal of a unit from service, another outage state, or a reserve shutdown state.
Maintenance	- An outage that does not require immediate removal from the In-Service state but requires a Unit to be removed from the available state before the next planned outage. This is scheduled at least seven (7) days in advance.
Planned	- The state in which a Unit is unavailable due to inspection, testing, preventive maintenance or overhaul. A Planned Outage is scheduled with a pre-determined duration and is coordinated with the System Operator. The Planned Outage of a Unit shall be reflected in the Grid Operating and Management Program (GOMP).

DEMAND

Calculated for each 5-minute trading interval as the sum of the real time dispatch (RTD) schedule of all load resources plus regional losses.

EFFECTIVE SUPPLY

Calculated for each 5-minute trading interval as the sum of the offered capacity of all scheduled generators considering their offered ramp rates, nominated loading level of nonscheduled generators and projected output of preferential dispatch generators, adjusted for any over-riding constraints imposed by the System Operator (SO), and reserve offers. Output of generators on testing and commissioning were considered based on the over-riding constraints imposed by the SO.

HERFINDAHL-HIRSCHMAN INDEX (HHI)

A measure of market concentration calculated as the sum of the squares of the market shares of all firms in a market. The HHI ranges from close to zero (many small firms) to 10,000 (a single firm with 100% market share). Under the 2023 U.S. Department of Justice and Federal Trade Commission Merger Guidelines, markets with an HHI above 1,800 are highly concentrated. An increase of more than 100 points is viewed as significant increase and may indicate that a merger could substantially lessen competition or create a monopoly. Earlier guidelines (1982-2010) classified markets with HHI between 1,000 and 1,800 as "moderately concentrated" and above 1,800 as "highly concentrated", using the same 100-point increase threshold for significance.

MARGINAL PLANT

The last generating unit scheduled to meet the system demand.

MAJOR PARTICIPANT GROUP

The grouping of generators by ownership or control.

GLOSSARY OF TERMS

Philippine Electricity Market Corporation

MARKET RESIDUAL SUPPLY INDEX (Market RSI)

The RSI is a dynamic continuous index measured as ratio of the available generation without a generator to the total generation required to supply the demand. The RSI is measured for each generator. The greater the RSI of a generator, the less will be its potential ability to exercise market power and manipulate prices, as there will be sufficient capacity from the other generators. In contrary, the lower the RSI, the greater the market power of a generator (and its potential benefit of exercising market power), as the market is strongly dependent on its availability to be able to fully supply the demand. In particular, a RSI greater than 100% for a generator means that the remaining generators can cover the demand, and in principle that generator cannot manipulate market price. On the other hand, a RSI less than 100% means that the generator is pivotal in supplying the demand.

The RSI for the whole market (Market RSI) is measured as the lowest RSI among all the generators in the market. A Market RSI less than 100% indicates the presence of pivotal generator/s

NOMINATED CAPACITY

The available capacity declared by self-scheduled generators.

OFFERED CAPACITY

The available capacity declared by scheduled generators.

PRICING CONDITIONS

A price imposed by the Market Operator to the Market/Trading Participant in cases:

Administered Price (AP)	- Interval affected by the declaration of market suspension and intervention.
Pricing Error Notice (PEN)	- Calculated prices are believed to be inerror due to erroneous, inconsistent, or inappropriate input data.
Price Substitution Methology (PSM)	- Undesirable market pricing situations arising from the effects of network congestion in the power system, particularly during the occurrence of extreme nodal price separation.
Secondary Price Cap (SPC)	- Applied upon breaching the PHP9,000/MWh rolling average price over a seventy-two (72) hours period .

PIVOTAL SUPPLIER INDEX (PSI)

The pivotal supplier index is a binary variable (1 for pivotal and 0 for not pivotal) for each generator. The index identifies whether a generator is pivotal in supplying the demand. The PSI is calculated as the percentage of time that a generator is pivotal in a period (i.e. monthly).

POST MARKET RUN CALCULATION

Price adjustment after consideration of different pricing conditions such as AP, SPC, PSM, and PEN.

GLOSSARY OF TERMS

Philippine Electricity Market Corporation

REGISTERED CAPACITY
The capacity registered by a generator with WESM.

REGISTERED CAPACITY (NET OF OUTAGE)
The capacity registered by a generator with WESM less capacity on outage.

RESERVE CATEGORIES

Regulating Up and Down (RU and RD)	- Readily available and dispatchable generating capacity that is allocated exclusively to correct deviations from the acceptable nominal frequency caused by unpredicted variations in demand or generation output.
Contingency (FR)	- Synchronized generation capacity from Qualified Generating Units and Qualified Interruptible Loads allocated to cover the loss or failure of a synchronized generating unit or a transmission element of the power import from a circuit interconnection.
Dispatchable (DR)	- Generating Capacity that are readily available for dispatch in order to replenish the Contingency Reserves whenever a generating unit trips or a loss of a single transmission interconnection occurs.

RESERVE REGISTERED CAPACITY
The maximum capacity registered by a generator in the reserve market.

DISCLAIMER

The information contained in this document is based on the available electricity spot market data. The same information is subject to change as updated figures come in. As such, the PEMC does not make any representation or warranty as to the completeness of this information. The PEMC likewise accepts no responsibility or liability whatsoever for any loss or cost incurred by a reader arising from, or in relation to, any conclusion or assumption derived from the information found herein.