MONTHLY MARKET STATISTICS

JUNE 2026

(26 May to 25 June 2026)

Document Information Classification: Public

The information contained in this document is based on data that are subject to continuous verification by the Philippine Electricity Market Corporation (PEMC). The same information is subject to change as updated figures come in.

PUBLIC

ENERGY MARKET

AT A GLANCE

26 May- 25 June 2026

Total Registered Capacity (MW)

31,897 0.002%▲

Previous Month: 31,896

Average Demand (MW)

15,486 2.97%▼

Previous Month: 15,960

Average Capacity Offered/Nominated (MW)

20,781 65.15% of the total Registered Capacity

Previous Month: 21,077

Average Capacity Not Offered/Nominated (MW)

5,950 18.65% of the total Registered Capacity

Previous Month: 6,558

Load Weighted Average Price (LWAP) (PHP/MWh)

10,035 22.60%▲

Previous Month: 8,185

Average Capacity of Plants on Commissioning (MW)

2,108 6.61% of the total Registered Capacity

Previous Month: 2,015

Average Capacity on Outage (MW)

3,075 9.64% of the total Registered Capacity

Previous Month: 2,217

Average Effective Supply (MW)

19,228 2.10%▼

Previous Month: 19,639

PUBLIC

MARKET OUTCOME
REGIONAL AT A GLANCE
26 May- 25 June 2026

Philippine Electricity Market Corporation

Luzon

Total Registered Capacity (MW)	23,625.60
Average Effective Supply (MW)	13,963.88
Average Demand (MW)	11,310.48

Visayas

Total Registered Capacity (MW)	3,929.20
Average Effective Supply (MW)	2,577.63
Average Demand (MW)	2,147.13

Mindanao

Total Registered Capacity (MW)	4,341.70
Average Effective Supply (MW)	2,761.22
Average Demand (MW)	2,153.43

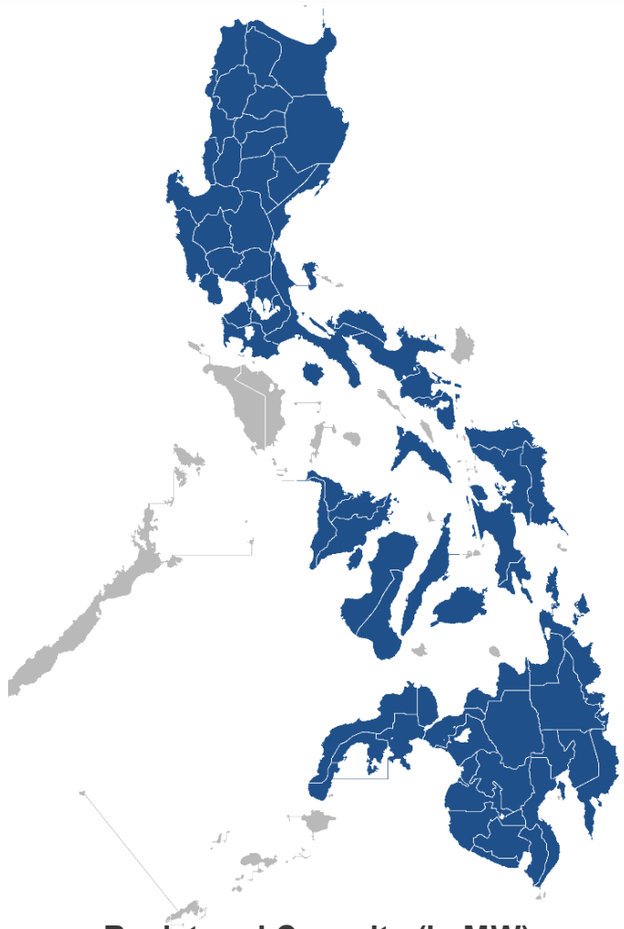

Zones	LWAP	Month-on-Month % Change
Northern Luzon	8,466.39	14.06%▲
Metro Manila	8,491.45	15.18%▲
Southern Luzon	8,290.61	14.22%▲
Bohol	15,222.06	38.43%▲
Cebu	15,006.09	37.92%▲
Leyte-Samar	15,776.16	35.05%▲
Negros	15,271.46	39.25%▲
Panay	15,518.50	39.96%▲
Lanao	12,047.34	30.41%▲
North Central	13,097.57	38.91%▲
North-East	14,272.26	36.40%▲
North-West	14,012.94	34.55%▲
South-East	13,723.68	36.70%▲
South-West	13,831.40	33.98%▲

Registered Capacity (in MW)

	COAL	NATGAS	GEO	HYDRO	OIL-BASED	WIND	SOLAR	BIOFUEL	BESS
Luzon	8,891.50	4,554.50	766.20	2,505.10	1,678.30	403.30	4,221.50	155.00	450.20
Visayas	1,329.70		827.70	65.70	455.80	102.80	781.80	191.20	174.50
Mindanao	2,143.30		105.60	1,209.30	641.10	0.00	84.40	58.00	100.00

PUBLIC

MARKET OUTCOME
CAPACITY PROFILE

26 May- 25 June 2026

Philippine Electricity Market Corporation

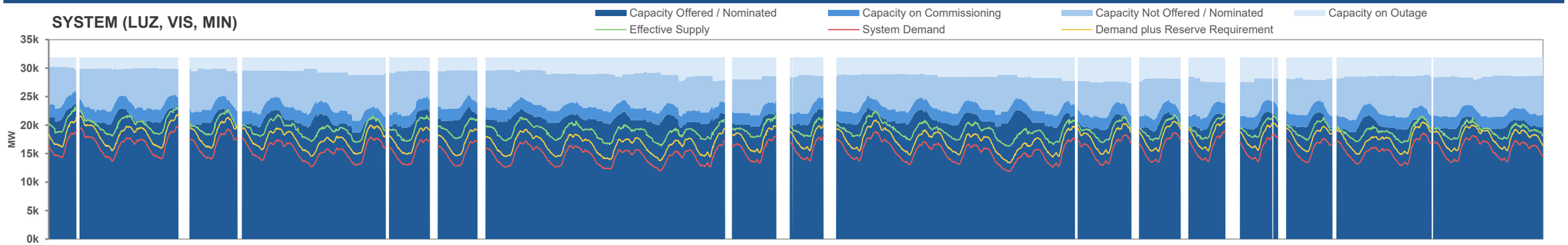

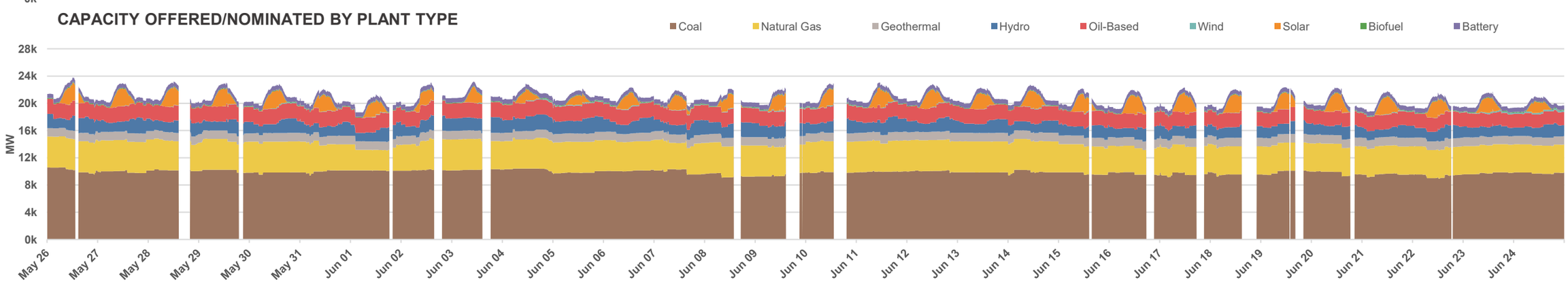

Particulars	Min		Max		Ave	Month-on-Month %Change
	(in MW)	Date and time Interval	(in MW)	Date and time Interval	(in MW)	
Effective Supply						
System	16,304.96	6/14/2026 6:15	23,149.89	5/26/2026 12:40	19,227.53	2.58%▼
Luzon	11,322.80	6/7/2026 7:05	17,360.48	5/26/2026 13:40	13,963.88	1.45%▼
Visayas	2,094.08	6/7/2026 7:30	3,122.94	6/1/2026 13:25	2,577.63	3.22%▼
Mindanao	2,154.59	6/8/2026 8:20	3,225.19	6/4/2026 12:00	2,761.22	5.12%▼
Demand Plus Reserve Requirement						
System	13,365.10	6/14/2026 7:10	21,975.05	5/28/2026 14:25	17,462.90	2.37%▼
Luzon	9,608.05	6/14/2026 7:10	16,080.46	5/28/2026 14:25	12,767.18	1.79%▼
Visayas	1,897.46	6/7/2026 6:55	2,937.93	6/18/2026 14:25	2,399.06	1.60%▼
Mindanao	1,708.66	6/8/2026 8:20	3,010.65	6/18/2026 14:25	2,431.06	1.84%▼

Particulars	Min		Max		Ave	Month-on-Month %Change
	(in MW)	Date and time Interval	(in MW)	Date and time Interval	(in MW)	
Capacity Offered/Nominated						
Coal	8,961.60	6/22/2026 12:20	10,593.40	5/26/2026 5:40	9,878.88	4.30%▼
Natural Gas	3,013.30	6/1/2026 2:25	4,545.40	5/26/2026 0:05	4,275.99	1.57%▲
Geothermal	1,166.90	6/5/2026 15:45	1,293.50	6/22/2026 17:25	1,242.81	0.94%▲
Hydro	1,130.80	6/21/2026 8:40	2,412.10	5/27/2026 19:45	1,674.76	4.66%▲
Oil Based	1,900.00	6/24/2026 20:15	2,254.70	5/28/2026 8:25	2,144.97	2.10%▼
Wind	1.60	5/29/2026 8:20	270.50	6/25/2026 8:40	65.83	14.80%▼
Solar	0.00	5/26/2026 0:05	2,792.40	6/17/2026 11:10	753.95	14.96%▼
Biofuel	71.40	5/31/2026 17:10	127.80	5/26/2026 0:05	102.36	26.58%▼
Battery Storage	543.30	6/8/2026 9:05	669.70	6/1/2026 11:05	641.25	2.13%▲

PUBLIC

MARKET OUTCOME
CAPACITY PROFILE

26 May- 25 June 2026

Philippine Electricity Market Corporation

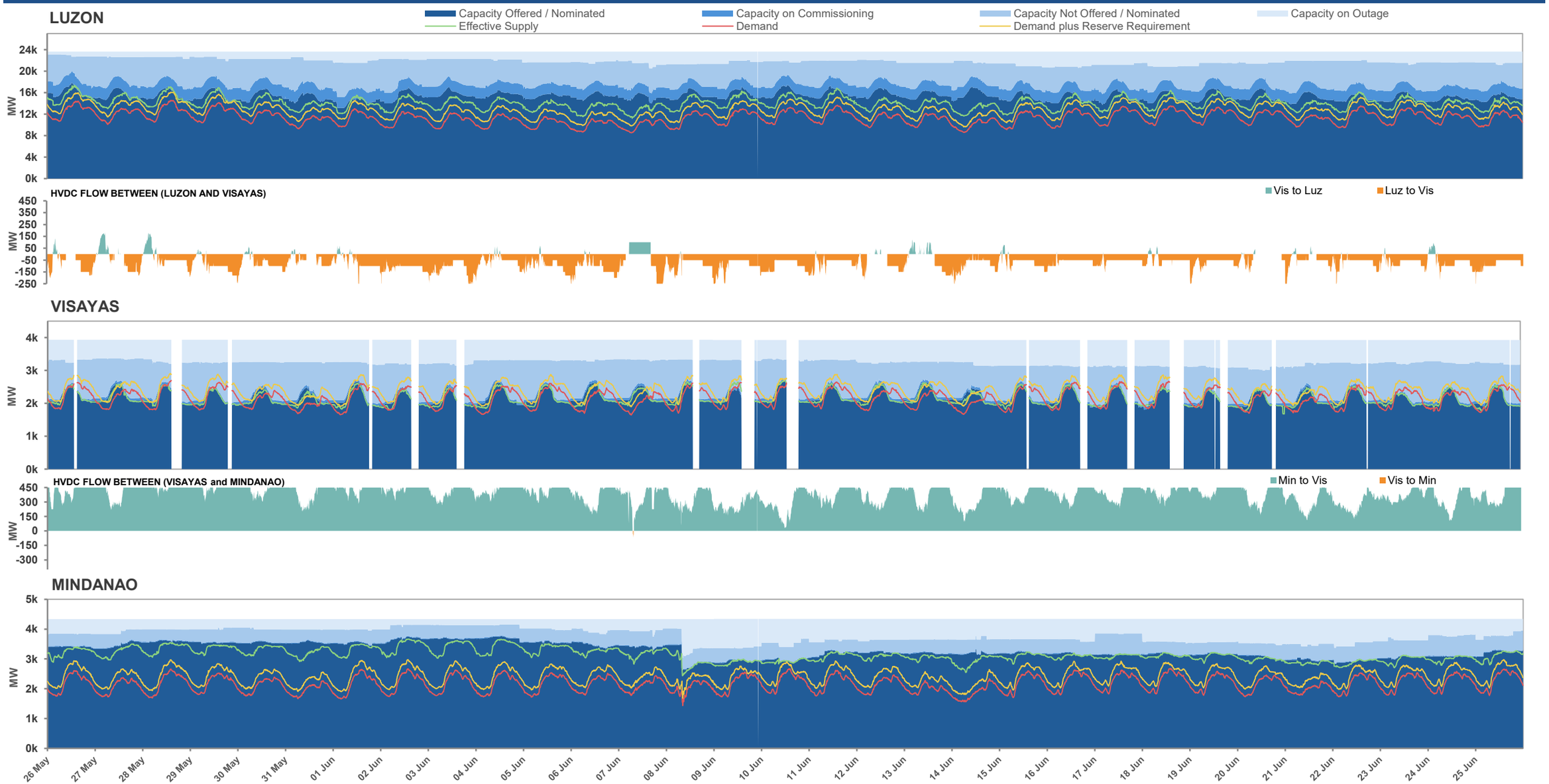

PUBLIC

MARKET OUTCOME
CAPACITY PROFILE
26 May- 25 June 2026

Philippine Electricity Market Corporation

HVDC Flow	Min (in MW)	Max (in MW)	Percent of Time	Month-on-Month %Change
Luz-Vis	0.17	250.00	84%	39.70%▲
Vis-Luz	0.02	185.84	10%	73.90%▼
Vis-Min	8.10	66.20	0%	40.00%▲
Min-Vis	6.83	450.00	100%	0.03%▼

**Note: The percent time represents the proportion of the total period during which the HVDCs were available and in operation.*

Particulars	Min (in MW)	Min Date and time Interval	Max (in MW)	Max Date and time Interval	Ave (in MW)	Month-on-Month %Change
Ramp Limited Capacity						
System	279.34	6/20/2026 20:50	6,772.64	6/14/2026 9:45	2,547.36	0.07%▼
Luzon	193.47	5/29/2026 20:25	5,666.12	6/14/2026 10:00	1,942.95	3.72%▲
Visayas	- 20.00	5/29/2026 21:15	450.50	6/4/2026 5:30	158.58	22.57%▼
Mindanao	- 25.60	6/20/2026 22:10	1,093.98	6/3/2026 4:30	343.24	22.69%▼

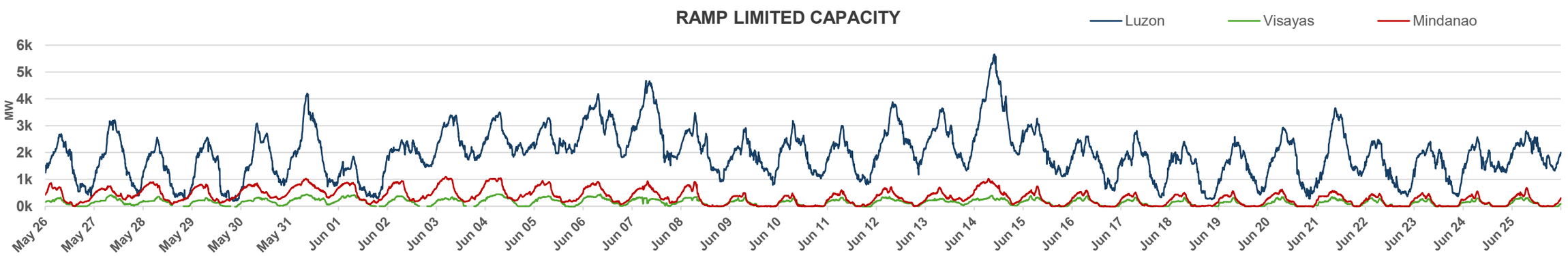

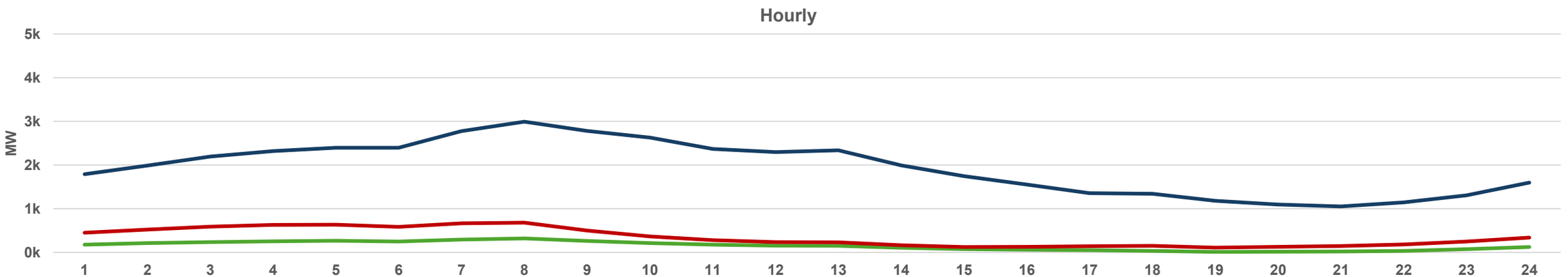

PUBLIC

MARKET OUTCOME
OUTAGE BY PLANT TYPE
26 May- 25 June 2026

Philippine Electricity Market Corporation

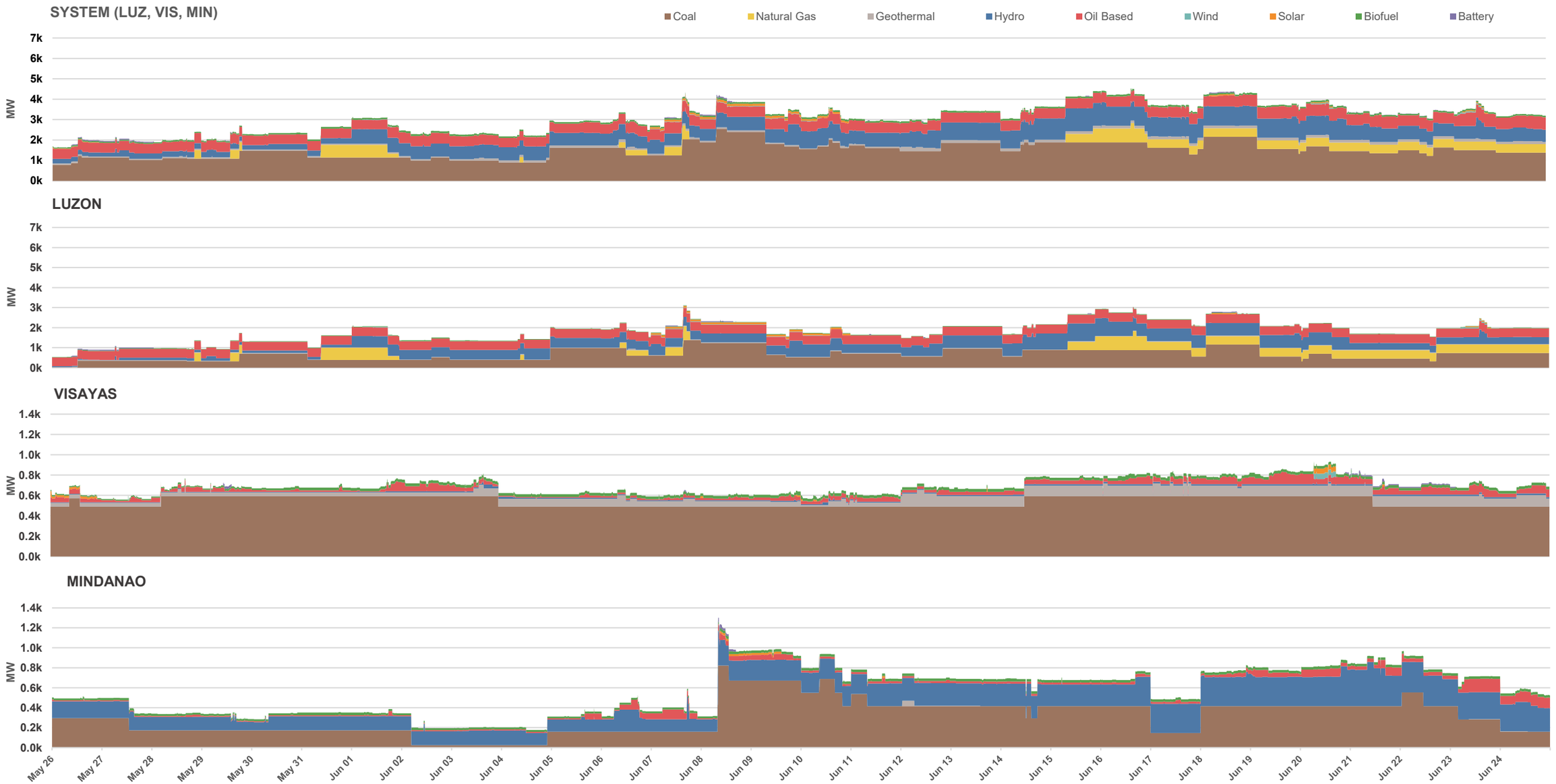

PUBLIC

MARKET OUTCOME

OUTAGE BY CATEGORY

26 May- 25 June 2026

Philippine Electricity Market Corporation

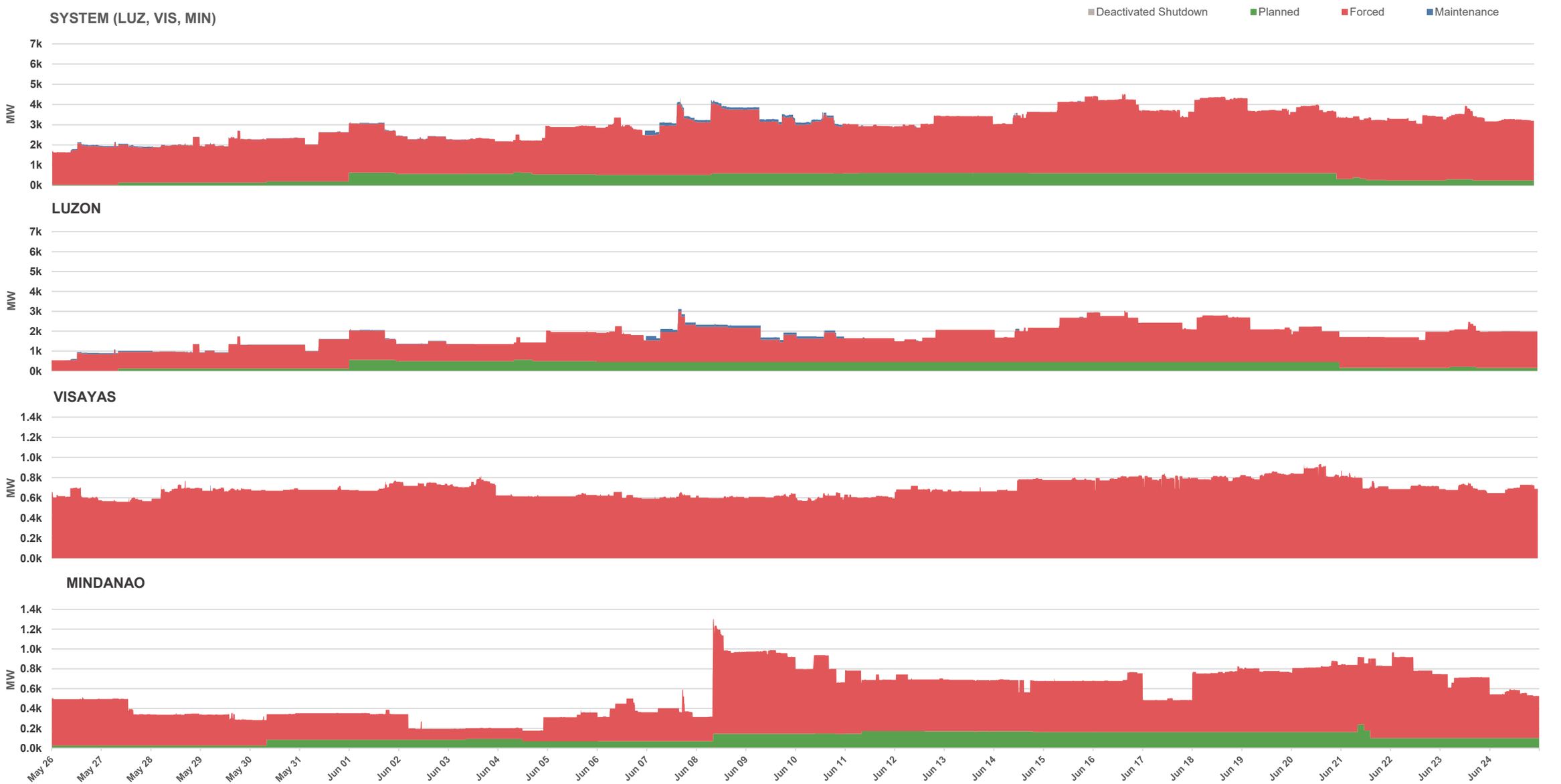

PUBLIC

MARKET OUTCOME
OUTAGE SUMMARY
26 May- 25 June 2026

Philippine Electricity Market Corporation

System

Particulars	Min		Max		Ave	Month-on-Month %Change
	(in MW)	Date and time Interval	(in MW)	Date and time Interval	(in MW)	
Coal	784.10	5/26/2026 0:05	2,544.80	6/8/2026 8:10	1,488.15	57.60%▲
Natural Gas	190.00	5/26/2026 0:05	943.40	6/16/2026 15:55	447.90	54.42%▼
Geothermal	31.03	6/16/2026 1:40	210.21	6/12/2026 1:10	102.78	41.46%▲
Hydro	190.00	5/26/2026 14:40	1,131.95	6/16/2026 1:05	671.74	102.46%▲
Oil Based	451.10	5/28/2026 8:20	671.65	6/23/2026 11:35	511.59	3.86%▲
Wind	22.40	5/26/2026 0:05	53.60	6/23/2026 5:25	28.56	72.11%▼
Solar	5.00	5/26/2026 22:35	140.10	6/7/2026 15:25	71.02	178.17%▲
Biofuel	47.30	5/26/2026 0:05	122.10	6/8/2026 9:25	75.73	45.09%▲
Battery Storage	10.00	5/26/2026 0:05	80.00	6/8/2026 8:05	29.14	0.50%▼

Luzon

Particulars	Min		Max		Ave	Month-on-Month %Change
	(in MW)	Date and time Interval	(in MW)	Date and time Interval	(in MW)	
Coal	316.00	5/26/2026 0:05	1,409.50	6/7/2026 15:45	668.88	14.75%▲
Natural Gas	190.00	5/26/2026 0:05	943.40	6/16/2026 15:55	447.90	54.42%▼
Geothermal	25.33	5/26/2026 0:05	85.33	6/6/2026 13:05	26.13	55.41%▲
Hydro	17.10	5/26/2026 14:40	899.85	6/16/2026 1:05	452.73	226.27%▲
Oil Based	435.50	5/26/2026 0:05	495.50	6/1/2026 0:40	435.83	3.08%▼
Wind	22.40	5/26/2026 0:05	53.60	6/23/2026 5:25	26.04	82.64%▼
Solar	15.30	5/26/2026 0:05	140.10	6/7/2026 15:25	82.33	327.13%▲
Biofuel	16.20	5/26/2026 0:05	66.60	6/8/2026 9:25	26.91	43.82%▲
Battery Storage	40.00	5/26/2026 0:05	50.00	6/7/2026 15:35	40.01	66.71%▲

Visayas

Particulars	Min		Max		Ave	Month-on-Month %Change
	(in MW)	Date and time Interval	(in MW)	Date and time Interval	(in MW)	
Coal	488.00	5/26/2026 0:05	591.00	5/28/2026 5:05	534.20	28.76%▲
Natural Gas						
Geothermal	5.70	6/16/2026 1:40	165.98	6/12/2026 8:20	75.93	45.03%▲
Hydro	0.90	6/4/2026 17:20	38.50	6/3/2026 15:55	11.78	37.17%▲
Oil Based	5.00	5/28/2026 8:20	123.95	6/19/2026 15:40	40.30	53.86%▲
Wind	36.70	5/26/2026 0:05	52.90	6/20/2026 6:45	52.58	6.17%▲
Solar	14.50	5/26/2026 22:35	60.60	5/26/2026 0:05	27.81	27.60%▲
Biofuel	11.90	5/26/2026 0:05	42.90	6/10/2026 9:45	25.44	33.11%▲
Battery Storage	10.00	5/26/2026 0:05	30.00	6/21/2026 4:35	11.50	61.67%▼

Mindanao

Particulars	Min		Max		Ave	Month-on-Month %Change
	(in MW)	Date and time Interval	(in MW)	Date and time Interval	(in MW)	
Coal	24.10	6/2/2026 4:45	821.90	6/8/2026 8:10	296.09	195.59%▲
Natural Gas						
Geothermal	3.60	5/26/2026 0:05	54.20	6/12/2026 0:45	8.08	19.43%▼
Hydro	79.80	5/30/2026 1:10	443.50	6/21/2026 8:15	207.23	12.35%▲
Oil Based	10.60	5/26/2026 0:55	160.70	6/25/2026 0:45	35.46	112.25%▲
Wind						
Solar	5.00	5/26/2026 0:05	25.00	6/8/2026 12:15	16.87	237.47%▲
Biofuel	19.20	5/26/2026 0:05	31.20	6/14/2026 2:15	23.38	62.67%▲
Battery Storage	20.00	5/26/2026 0:05	40.00	6/8/2026 8:05	24.62	

System

Particulars	Min		Max		Ave	Month-on-Month %Change
	(in MW)	Date and time Interval	(in MW)	Date and time Interval	(in MW)	
Planned	27.70	5/26/2026 0:05	653.70	6/4/2026 8:05	450.63	294.33%▲
Maintenance	11.00	5/26/2026 0:05	224.40	6/7/2026 0:05	52.80	83.47%▼
Forced	1,584.22	6/4/2026 7:05	3,913.92	6/16/2026 15:55	2,602.66	34.79%▲
Deactivated Shutdown						

Luzon

Particulars	Min		Max		Ave	Month-on-Month %Change
	(in MW)	Date and time Interval	(in MW)	Date and time Interval	(in MW)	
Planned	2.40	5/26/2026 0:05	560.20	6/4/2026 8:05	340.28	1221.72%▲
Maintenance	11.00	5/26/2026 0:05	224.40	6/7/2026 0:05	52.75	84.04%▼
Forced	528.73	5/26/2026 0:05	2,577.13	6/16/2026 15:55	1,458.18	25.84%▲
Deactivated Shutdown						

Visayas

Particulars	Min		Max		Ave	Month-on-Month %Change
	(in MW)	Date and time Interval	(in MW)	Date and time Interval	(in MW)	
Planned						
Maintenance	55.66	5/26/2026 0:05	55.66	5/29/2026 4:55	55.66	1013.20%▲
Forced	559.29	5/27/2026 7:25	936.94	6/20/2026 6:50	690.77	27.57%▲
Deactivated Shutdown						

Mindanao

Particulars	Min		Max		Ave	Month-on-Month %Change
	(in MW)	Date and time Interval	(in MW)	Date and time Interval	(in MW)	
Planned	25.30	5/26/2026 0:05	237.50	6/21/2026 8:05	110.35	24.64%▲
Maintenance						
Forced	108.40	6/2/2026 4:45	1,186.00	6/8/2026 8:10	453.71	96.79%▲
Deactivated Shutdown						

PUBLIC

MARKET OUTCOME
MARKET PRICE

26 May- 25 June 2026

Philippine Electricity Market Corporation

SYSTEM (LUZ, VIS, MIN)

Min		Max		Ave	Month-on-Month % Change
(PHP/MWh)	Date and time Interval	(PHP/MWh)	Date and time Interval	(PHP/MWh)	
-10,093.77	6/7/2026 7:35	35,247.00	6/18/2026 20:30	10,034.98	22.60%▲

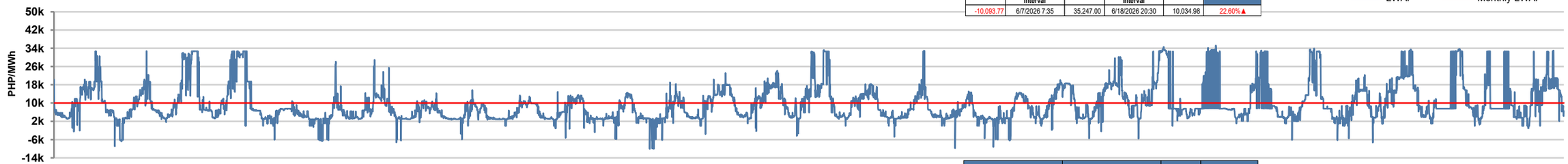

LUZON

Min		Max		Ave	Month-on-Month % Change
(PHP/MWh)	Date and time Interval	(PHP/MWh)	Date and time Interval	(PHP/MWh)	
-10,646.23	6/14/2026 15:00	35,360.25	6/18/2026 20:30	8,361.07	14.59%▲

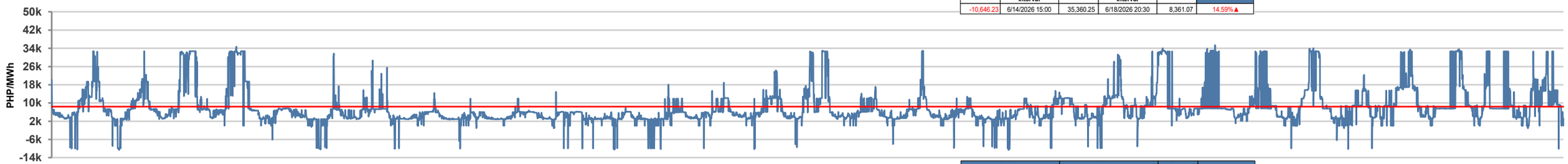

VISAYAS

Min		Max		Ave	Month-on-Month % Change
(PHP/MWh)	Date and time Interval	(PHP/MWh)	Date and time Interval	(PHP/MWh)	
-10,274.10	6/7/2026 5:40	38,923.14	6/9/2026 14:50	15,251.46	38.27%▲

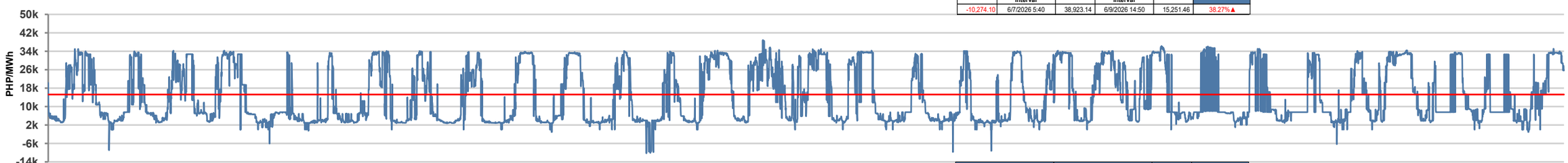

MINDANAO

Min		Max		Ave	Month-on-Month % Change
(PHP/MWh)	Date and time Interval	(PHP/MWh)	Date and time Interval	(PHP/MWh)	
-10,750.10	6/7/2026 7:35	39,198.11	6/17/2026 13:55	13,600.21	35.54%▲

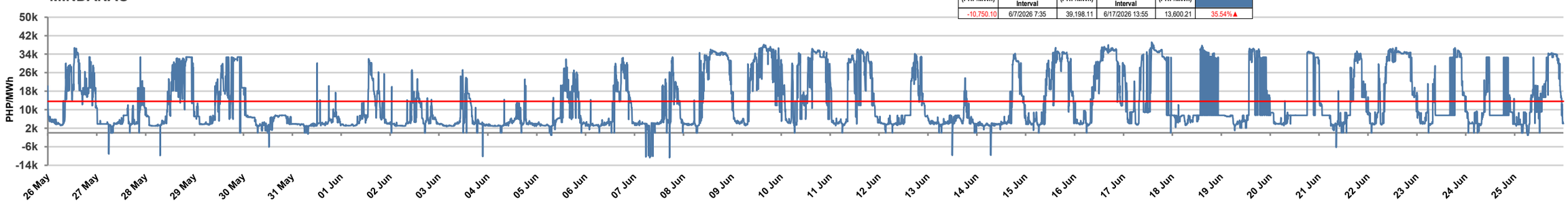

PUBLIC

MARKET OUTCOME
PRICING CONDITION

26 May- 25 June 2026

Philippine Electricity Market Corporation

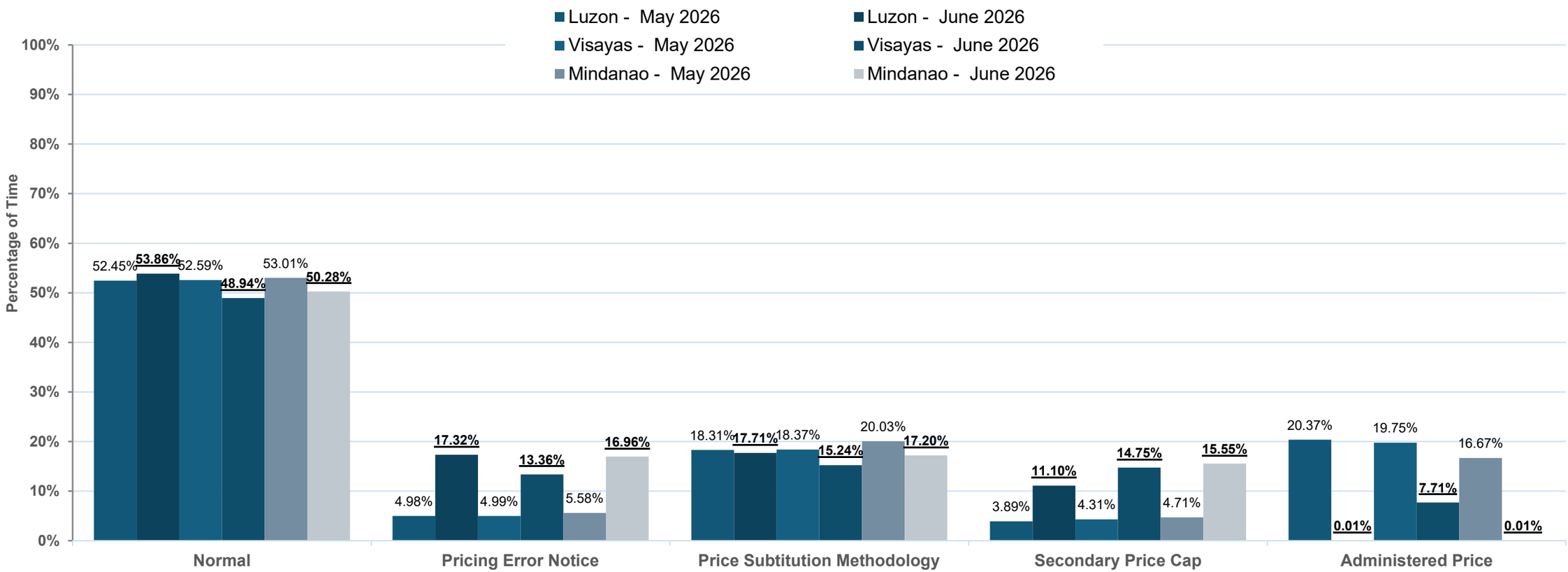

		Normal		Pricing Error Notice		Price Substitution Methodology		Secondary Price Cap		Administered Price	
Region/Grid	Billing Month	Count/Total No. of Trading Interval/s	%	Count/Total No. of Trading Interval/s	%	Count/Total No. of Trading Interval/s	%	Count/Total No. of Trading Interval/s	%	Count/Total No. of Trading Interval/s	%
Luzon	May 2026	4,532	52.45%	430	4.98%	1,582	18.31%	336	3.89%	1,760	20.37%
	June 2026	4,809	53.86%	1,546	17.32%	1,581	17.71%	991	11.10%	1	0.01%
Visayas	May 2026	4,544	52.59%	431	4.99%	1,587	18.37%	372	4.31%	1,706	19.75%
	June 2026	4,369	48.94%	1,193	13.36%	1,361	15.24%	1,317	14.75%	688	7.71%
Mindanao	May 2026	4,580	53.01%	482	5.58%	1,731	20.03%	407	4.71%	1,440	16.67%
	June 2026	4,489	50.28%	1,514	16.96%	1,536	17.20%	1,388	15.55%	1	0.01%

PUBLIC

MARKET OUTCOME
SPOT EXPOSURE

26 May- 25 June 2026

Philippine Electricity Market Corporation

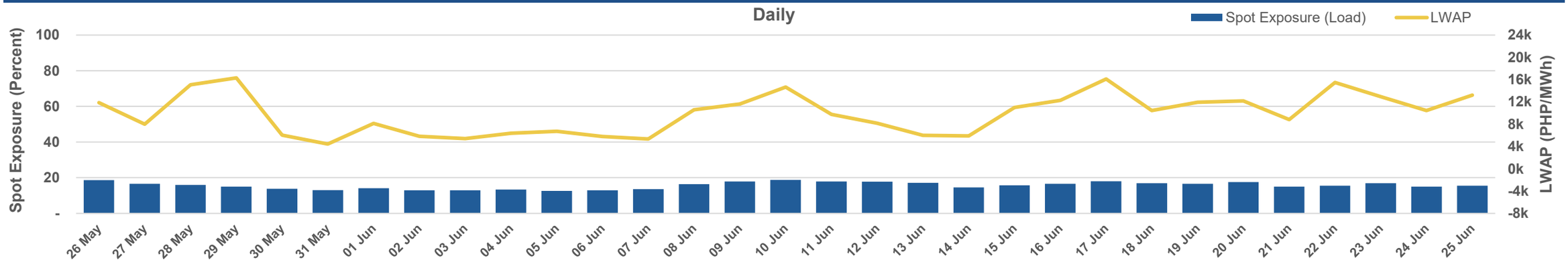

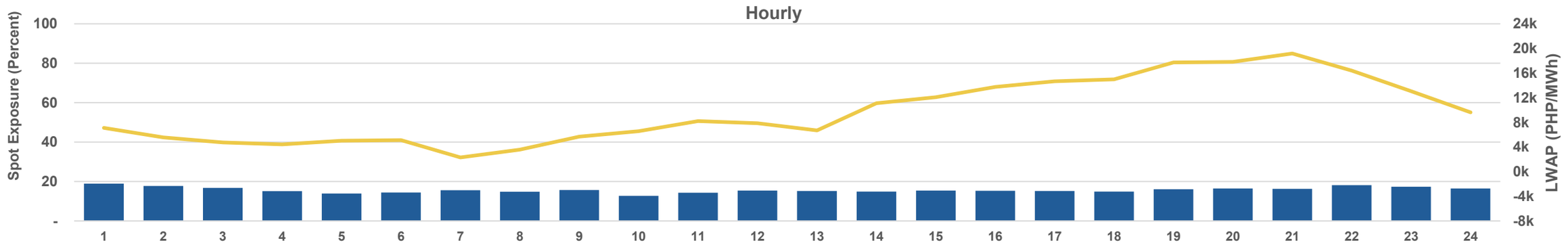

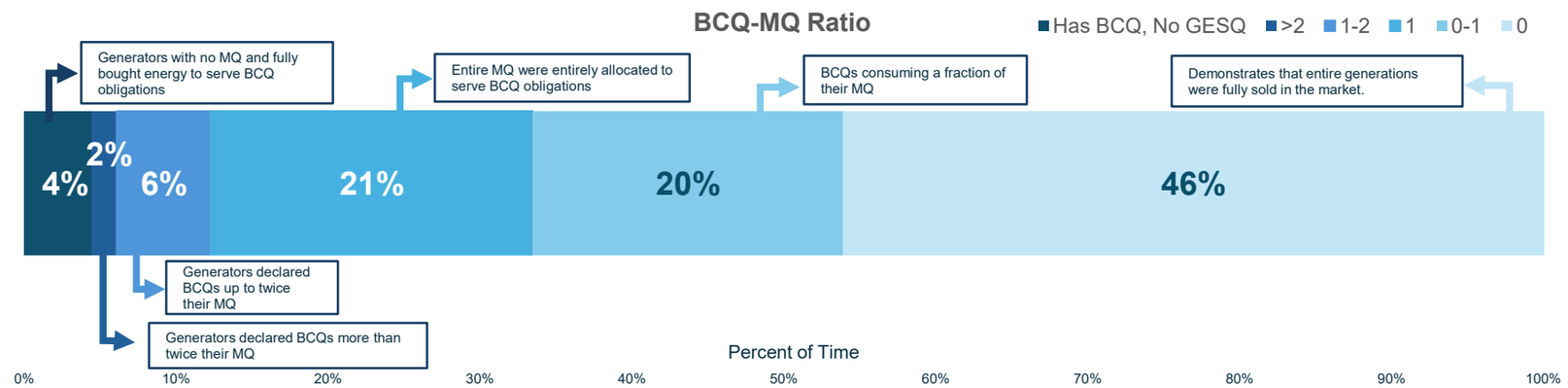

Legend	% of Time	Remarks
Has BCQ, No GESQ	4%	Generators with no MQ and fully bought energy to serve BCQ obligations
>2	2%	Generators declared BCQs more than twice their MQ
1-2	6%	Generators declared BCQs up to twice their MQ
1	21%	Entire MQ were entirely allocated to serve BCQ obligations
0-1	20%	BCQs consuming a fraction of their MQ
0	46%	Demonstrates that entire generations were fully sold in the market.

Note: The graph is derived from the occurrences of the BCQ-MQ ratio over time per generator trading interval.

PUBLIC

MARKET OUTCOME
STRUCTURAL COMPETITION
26 May- 25 June 2026

Philippine Electricity Market Corporation

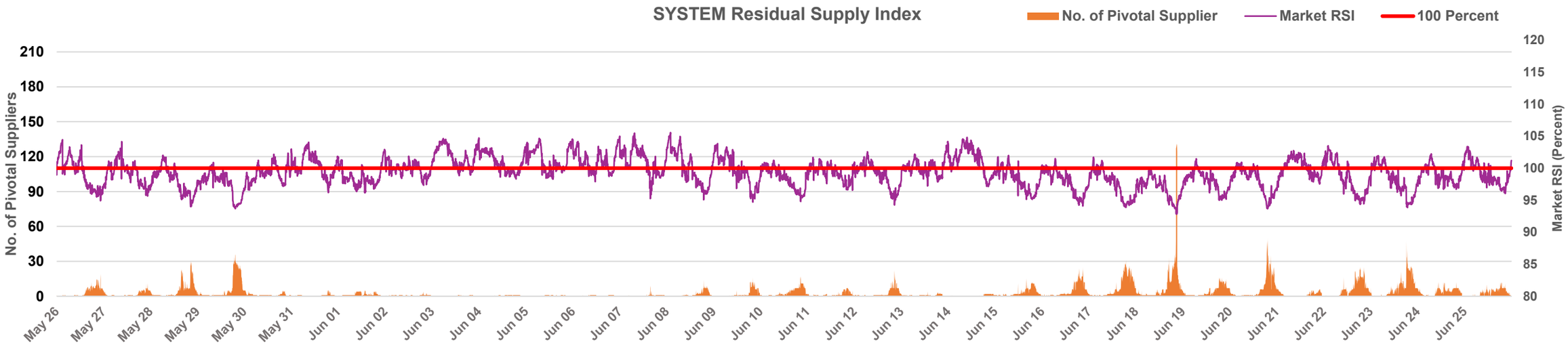

RSI		Price (PHP/MWh)	Time Interval
Max	105.58	3,275.25	6/8/2026 2:00
Min	92.84	7,690.06	6/18/2026 20:45

Price (PHP/MWh)		RSI	Time Interval
Max	35,247.00	92.94	6/18/2026 20:30
Min	-10,093.77	105.49	6/7/2026 7:35

Pivotal Supplier		Time Interval
Max	131	6/18/2026 20:40

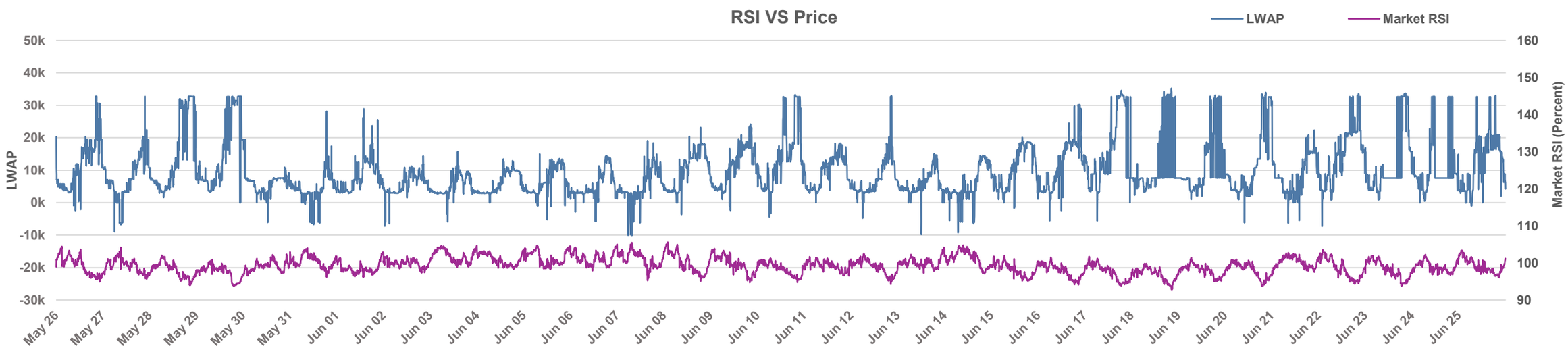

PUBLIC

MARKET OUTCOME
STRUCTURAL COMPETITION
26 May- 25 June 2026

Philippine Electricity Market Corporation

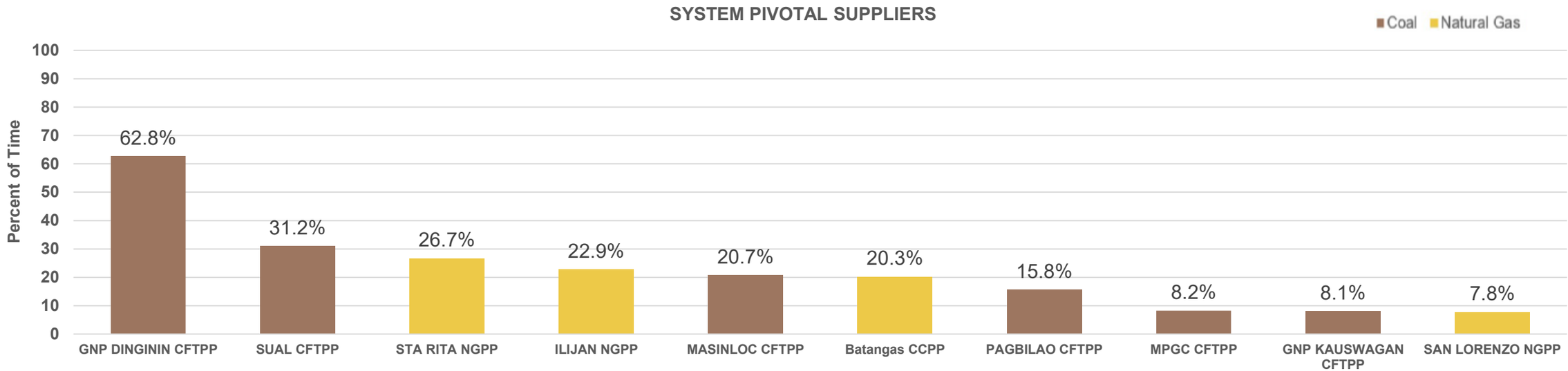

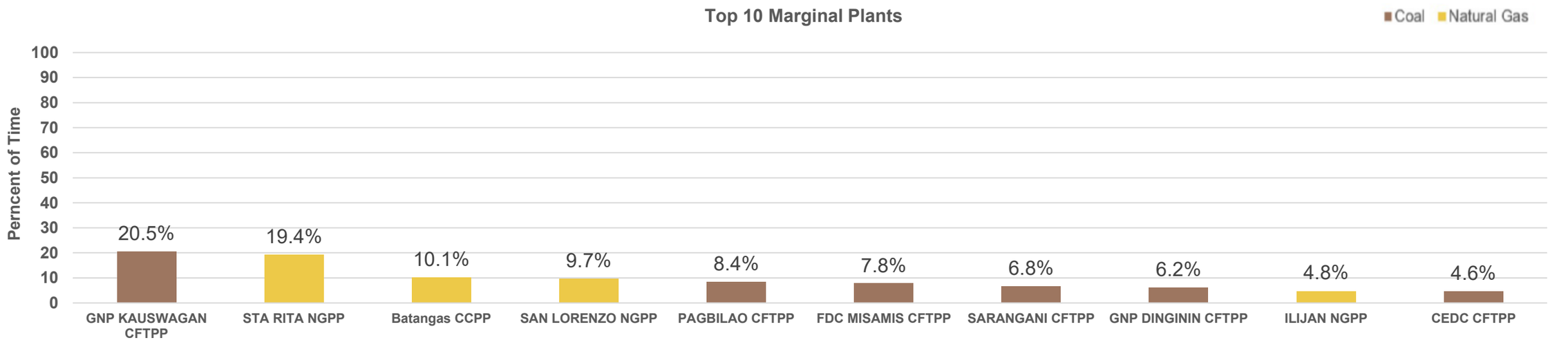

PUBLIC

MARKET OUTCOME
OFFERS

26 May- 25 June 2026

Philippine Electricity Market Corporation

BATTERY

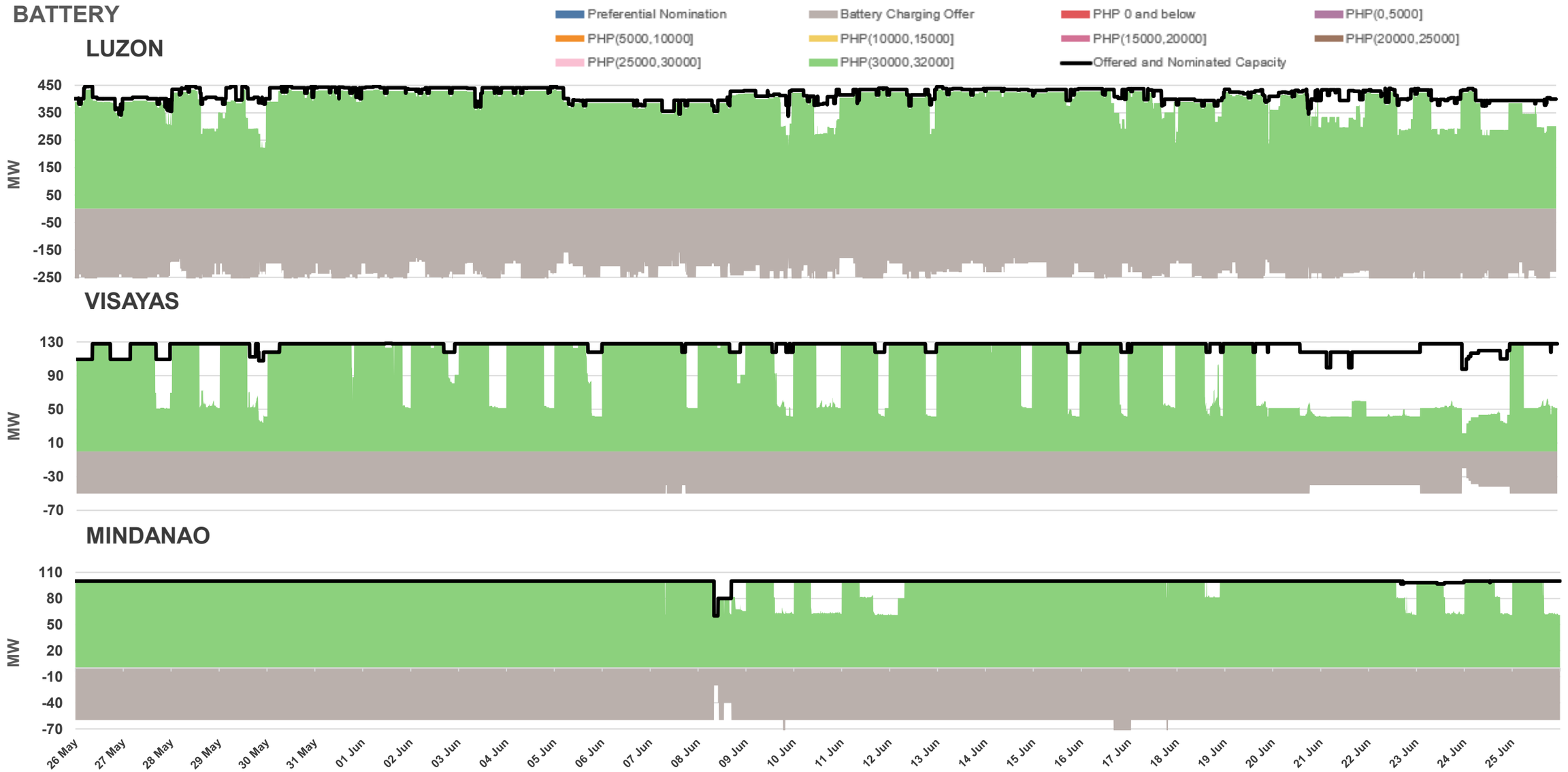

PUBLIC

MARKET OUTCOME
OFFERS
26 May- 25 June 2026

Philippine Electricity Market Corporation

COAL

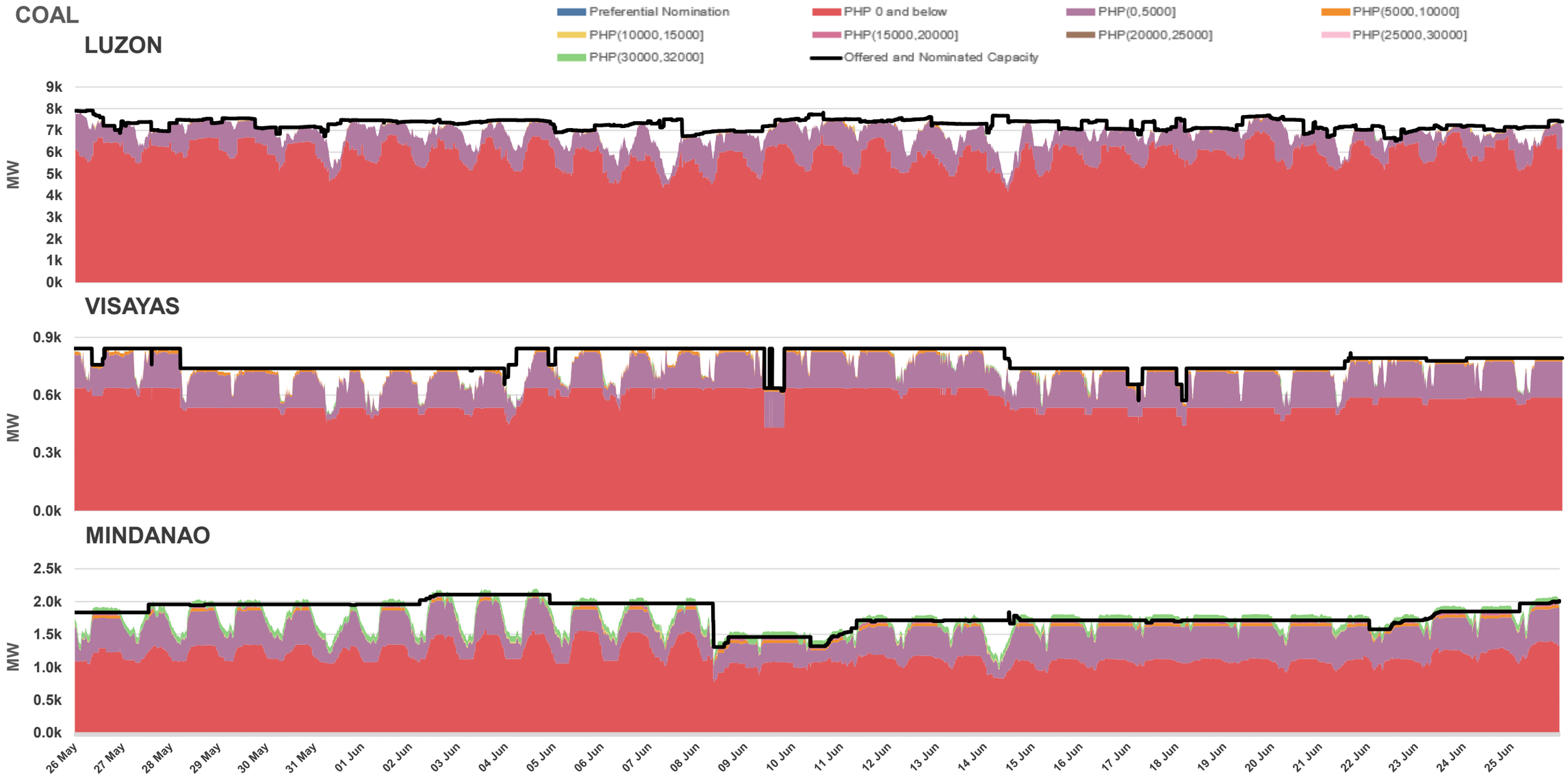

PUBLIC

MARKET OUTCOME
OFFERS
26 May- 25 June 2026

Philippine Electricity Market Corporation

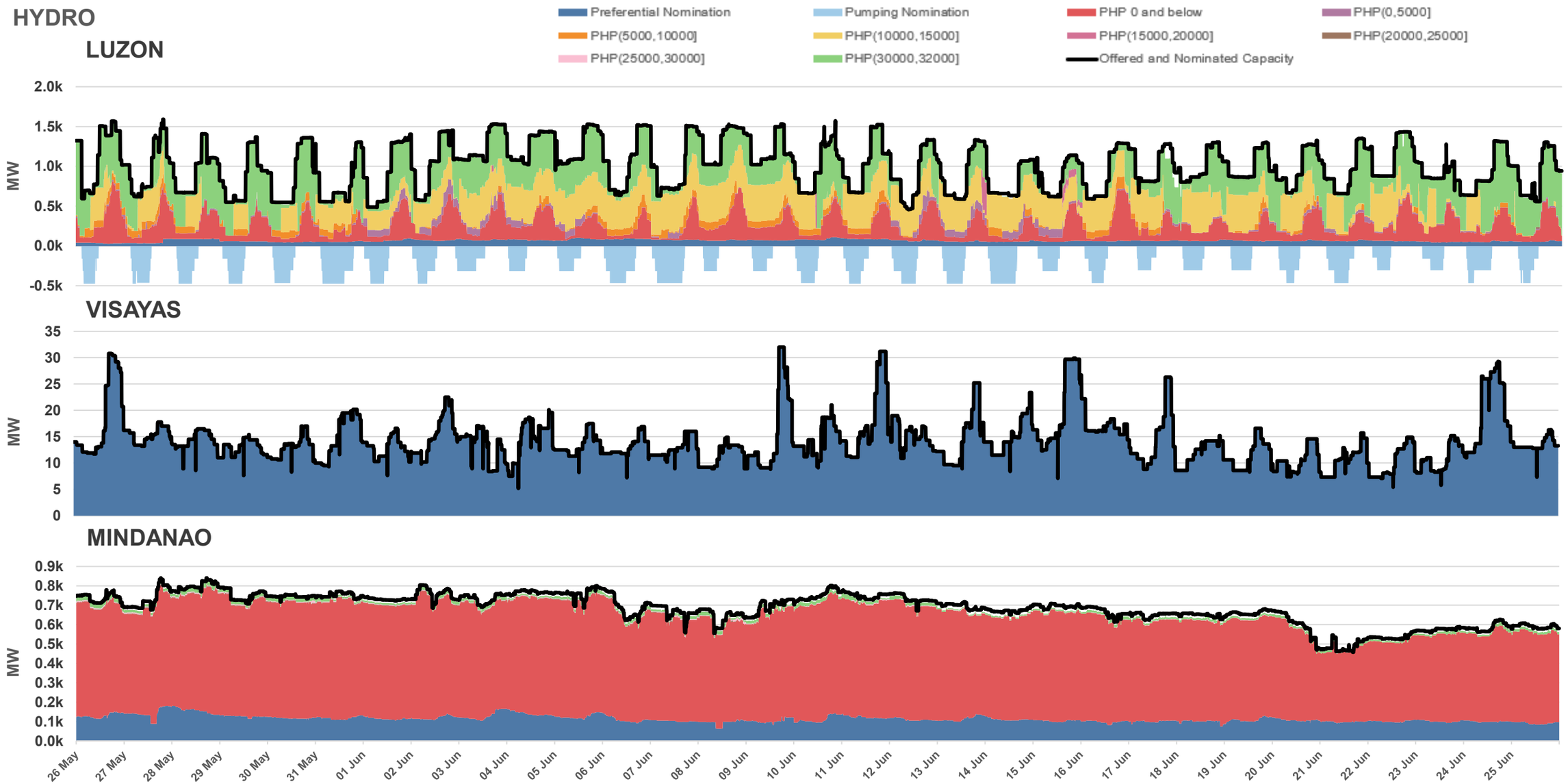

PUBLIC

MARKET OUTCOME
OFFERS
26 May- 25 June 2026

Philippine Electricity Market Corporation

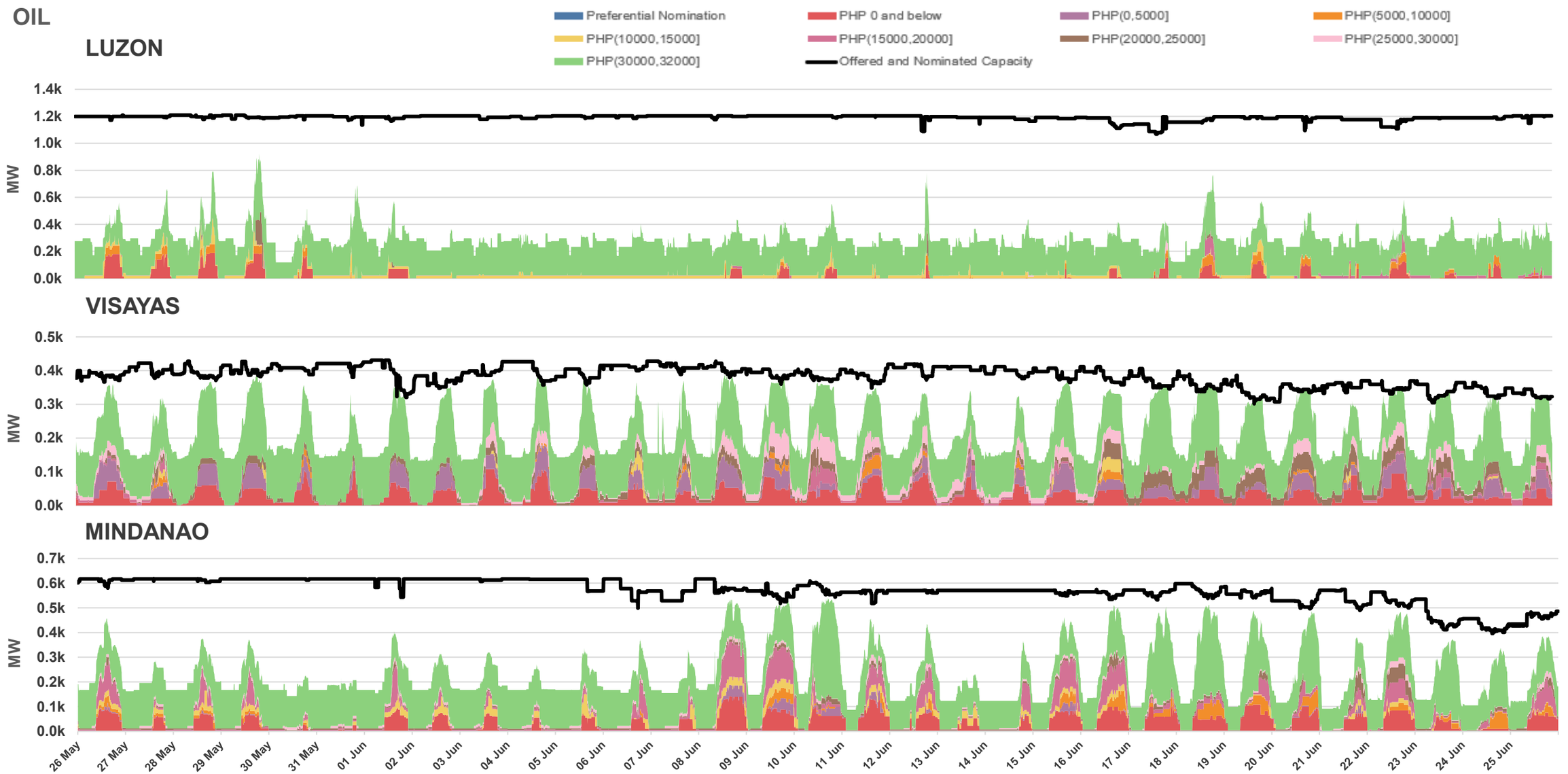

PUBLIC

RESERVE MARKET

AT A GLANCE

26 May- 25 June 2026

Reserve Total Registered Capacity (in MW)

5,775.30

18.11% of the total Registered Capacity

Previous Month: 5,745.30

0.52% ▲

		LUZON		VISAYAS		MINDANAO	
		Max Registered Capacity per Reserve Category (in MW)	Average Price (in PHP/MWh)	Max Registered Capacity per Reserve Category (in MW)	Average Price (in PHP/MWh)	Max Registered Capacity per Reserve Category (in MW)	Average Price (in PHP/MWh)
Regulating	Up	3,660.70	12,229.70	510.00	16,855.98	490.38	20,599.12
	Down		10,867.70		17,526.55		18,479.38
Contingency		3,301.50	4,560.55	559.50	13,129.93	875.48	5,865.09
Dispatchable		2,837.00	2,377.54	415.00	5,800.61	906.90	1,543.59

PUBLIC

MARKET OUTCOME
RESERVE MARKET

26 May- 25 June 2026

Philippine Electricity Market Corporation

LUZON - REGULATING UP

Requirement and Schedule

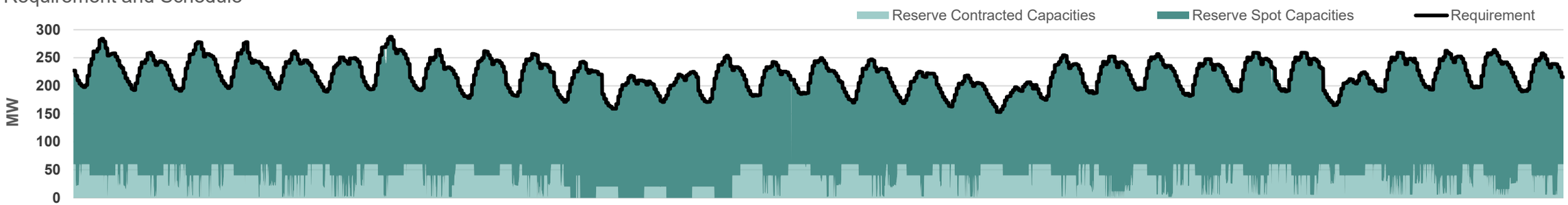

Offers

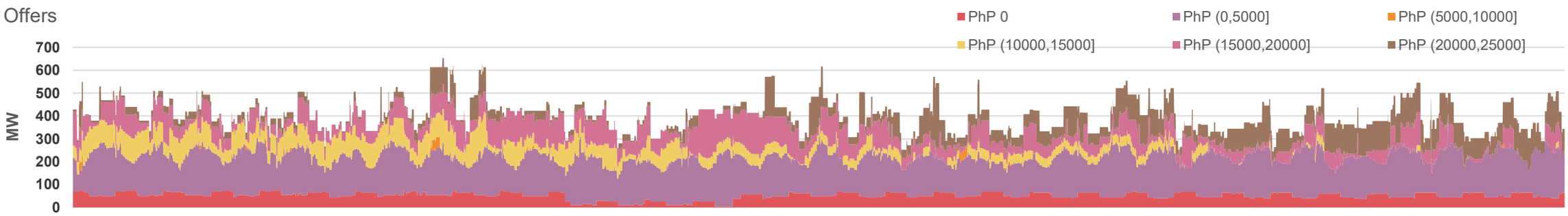

Price

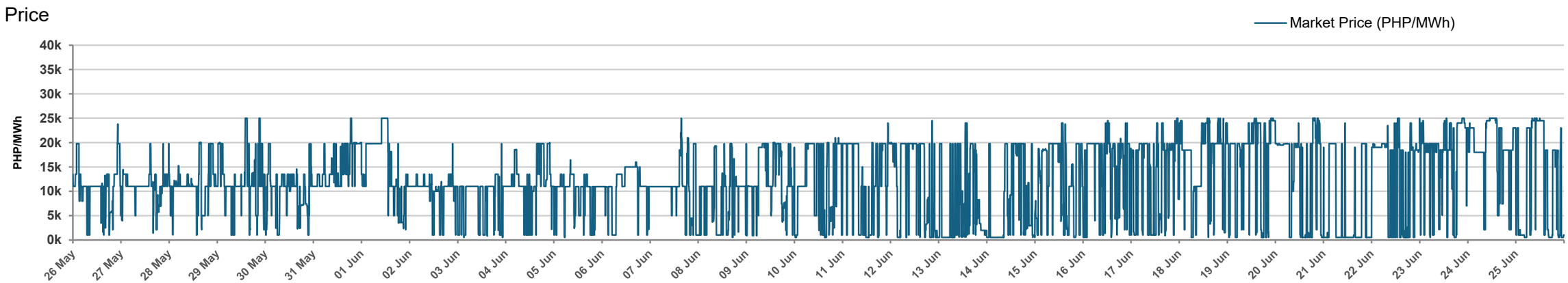

PUBLIC

MARKET OUTCOME
RESERVE MARKET

26 May- 25 June 2026

Philippine Electricity Market Corporation

LUZON - REGULATING DOWN

Requirement and Schedule

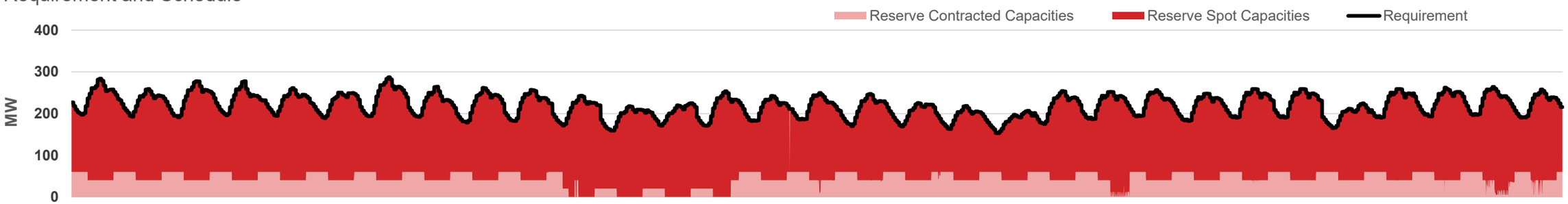

Offers

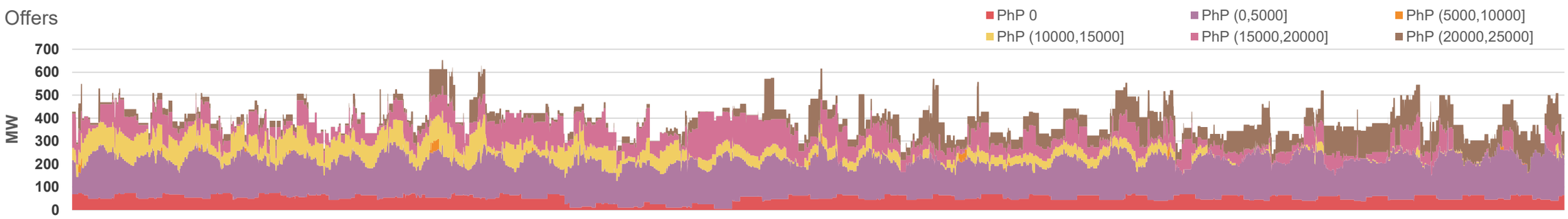

Price

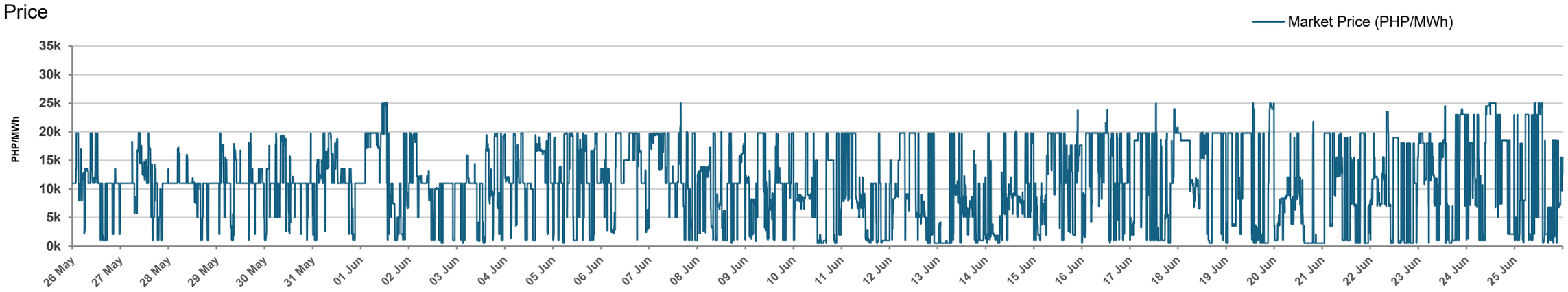

PUBLIC

MARKET OUTCOME
RESERVE MARKET

26 May- 25 June 2026

Philippine Electricity Market Corporation

LUZON - CONTINGENCY

Requirement and Schedule

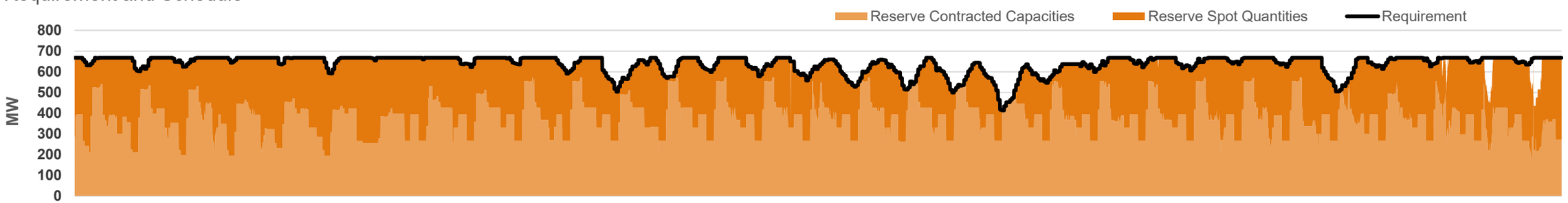

Offers

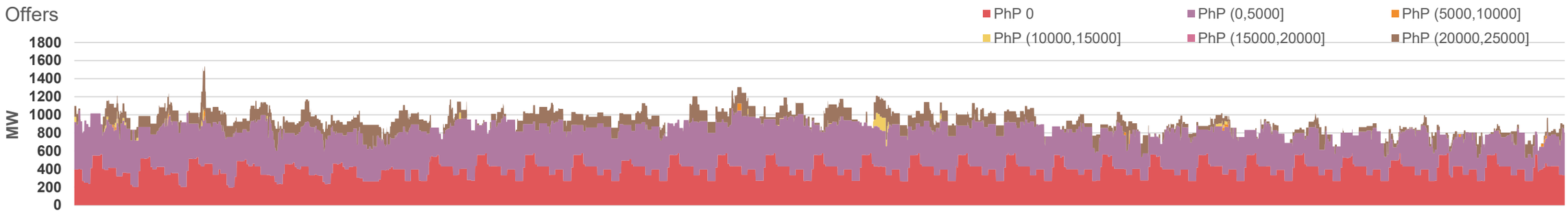

Price

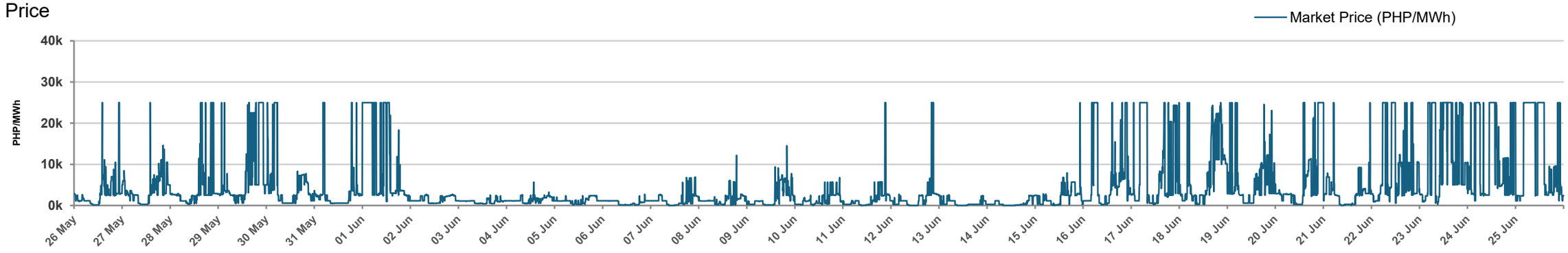

PUBLIC

MARKET OUTCOME
RESERVE MARKET

26 May- 25 June 2026

Philippine Electricity Market Corporation

LUZON - DISPATCHABLE

Requirement and Schedule

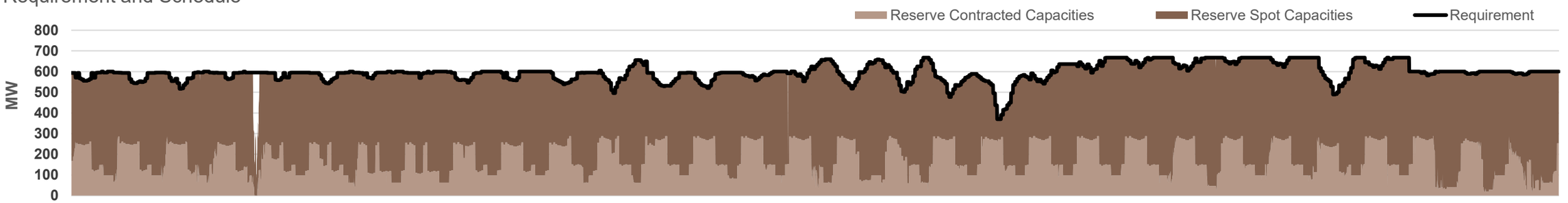

Offers

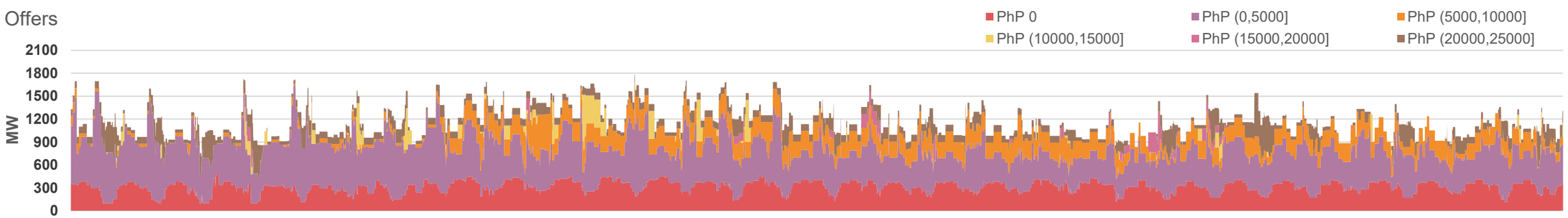

Price

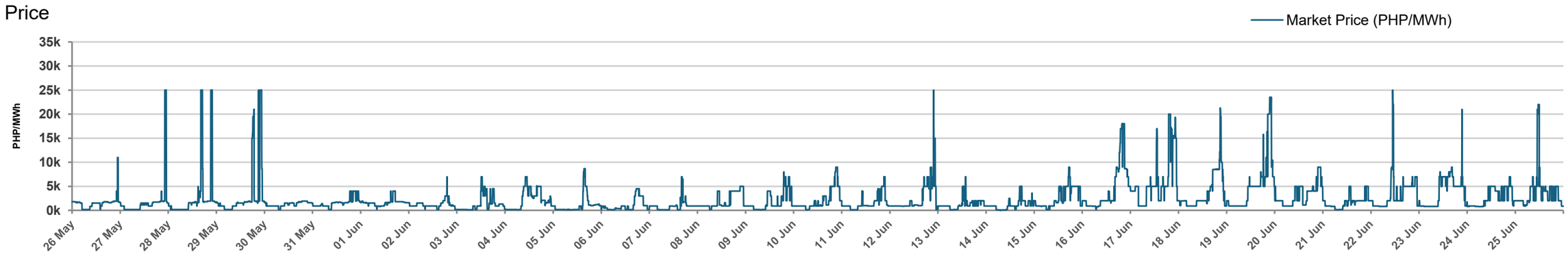

PUBLIC

MARKET OUTCOME
RESERVE MARKET

26 May- 25 June 2026

Philippine Electricity Market Corporation

VISAYAS - REGULATING UP

Requirement and Schedule

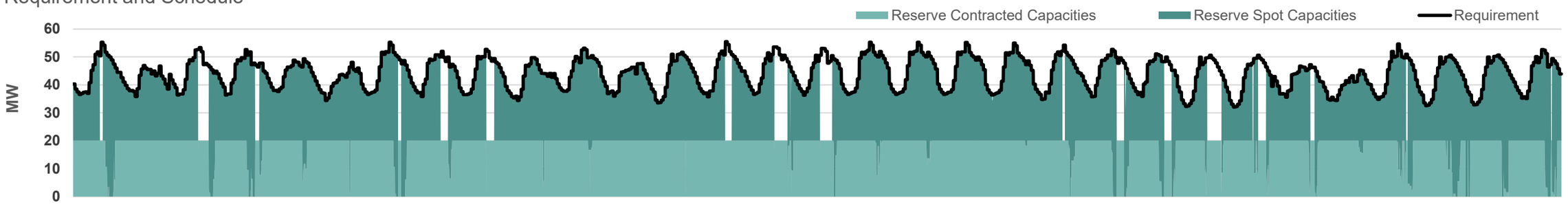

Offers

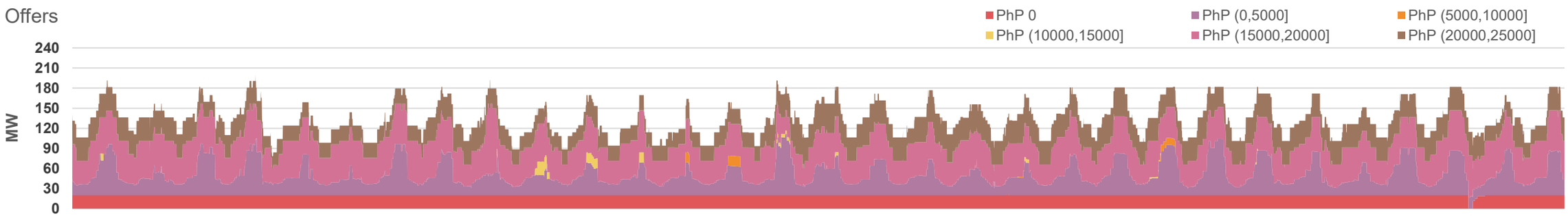

Price

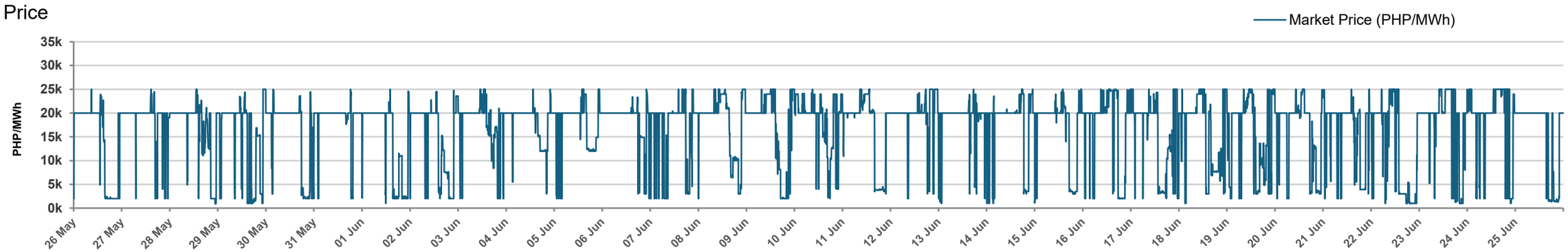

PUBLIC

MARKET OUTCOME
RESERVE MARKET

26 May- 25 June 2026

Philippine Electricity Market Corporation

VISAYAS - REGULATING DOWN

Requirement and Schedule

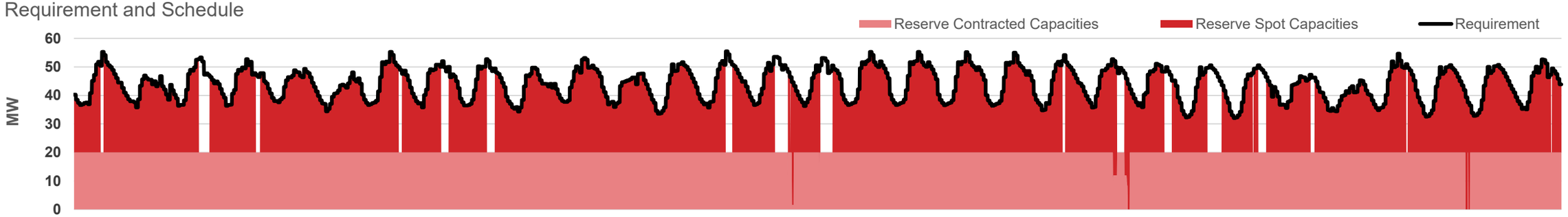

Offers

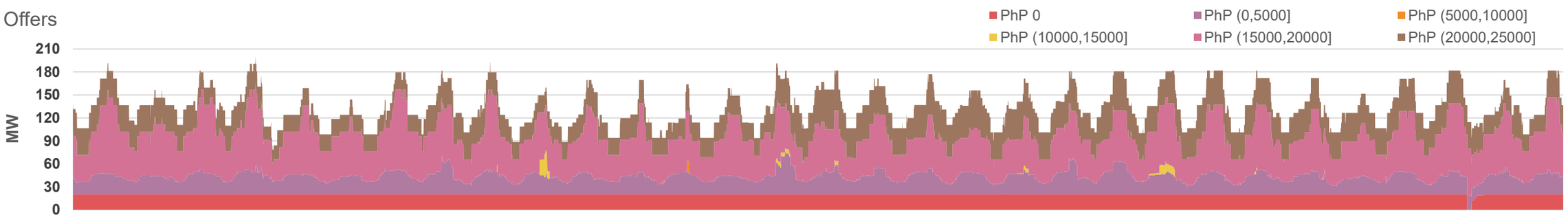

Price

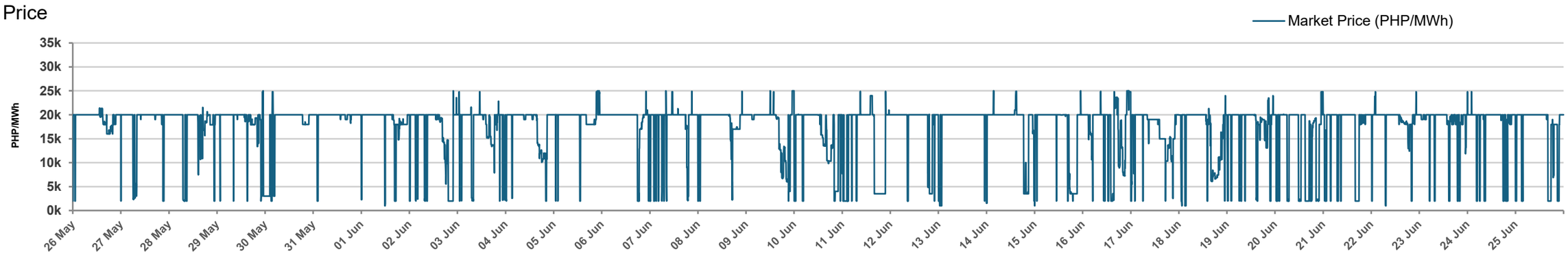

PUBLIC

MARKET OUTCOME
RESERVE MARKET

26 May- 25 June 2026

Philippine Electricity Market Corporation

VISAYAS - CONTINGENCY

Requirement and Schedule

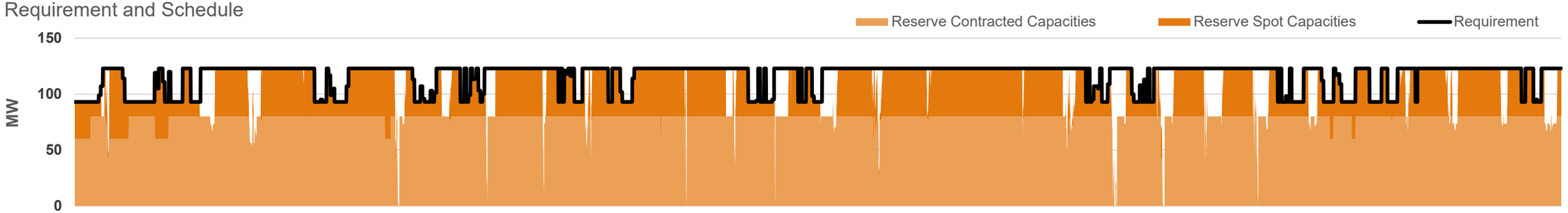

Offers

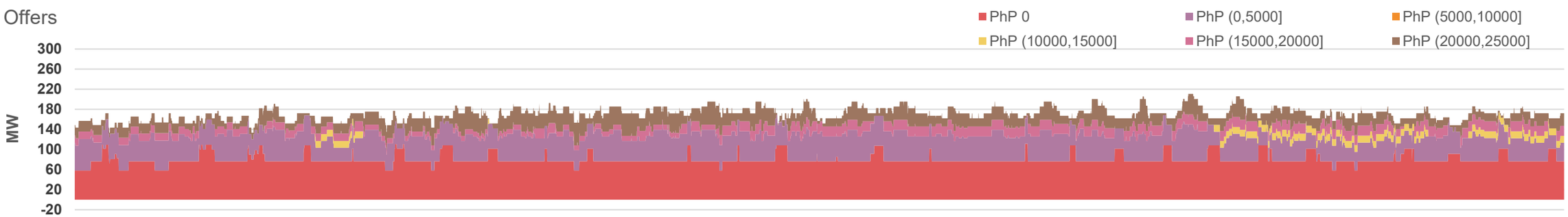

Price

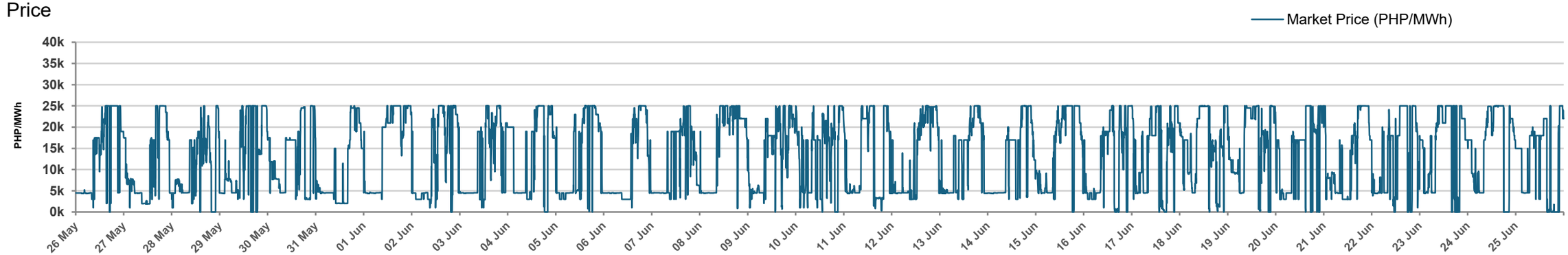

PUBLIC

MARKET OUTCOME
RESERVE MARKET

26 May- 25 June 2026

Philippine Electricity Market Corporation

VISAYAS - DISPATCHABLE

Requirement and Schedule

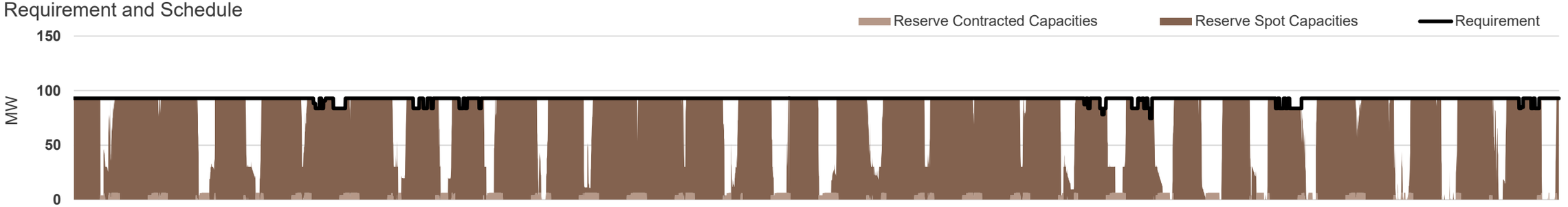

Offers

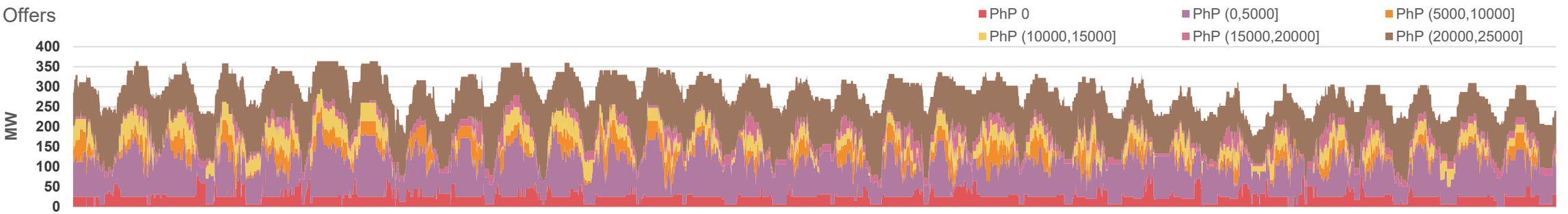

Price

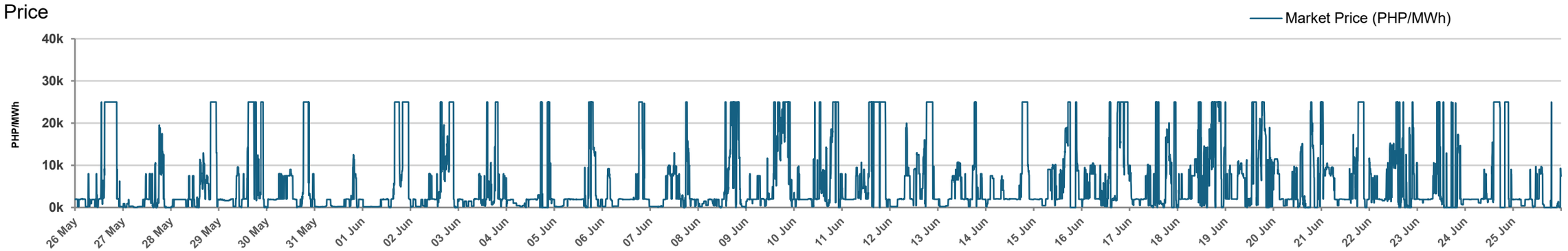

PUBLIC

MARKET OUTCOME
RESERVE MARKET

26 May- 25 June 2026

Philippine Electricity Market Corporation

MINDANAO - REGULATING UP

Requirement and Schedule

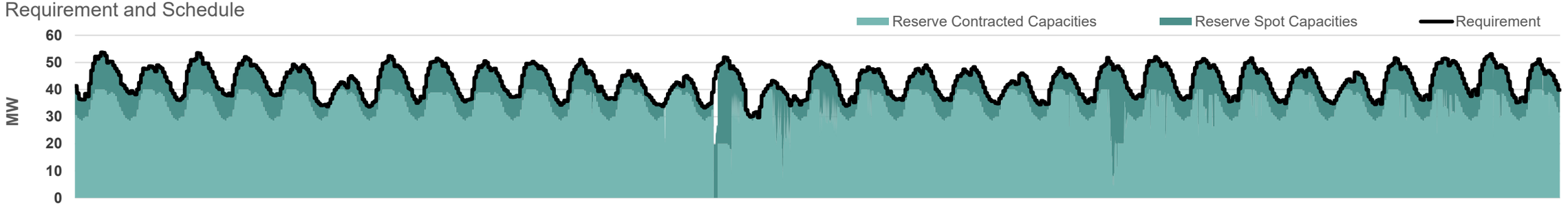

Offers

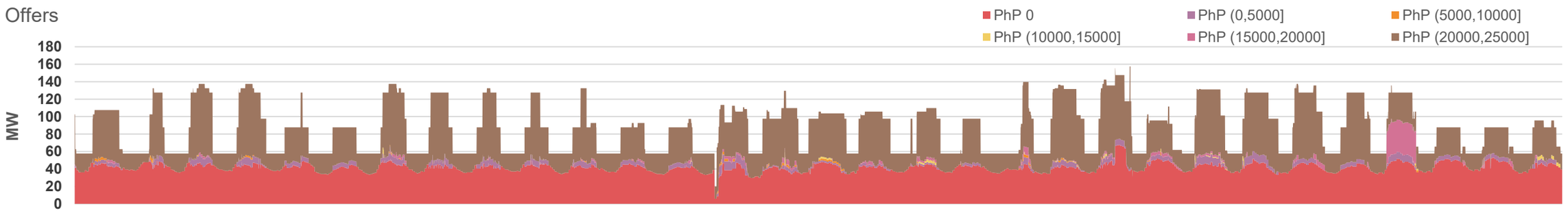

Price

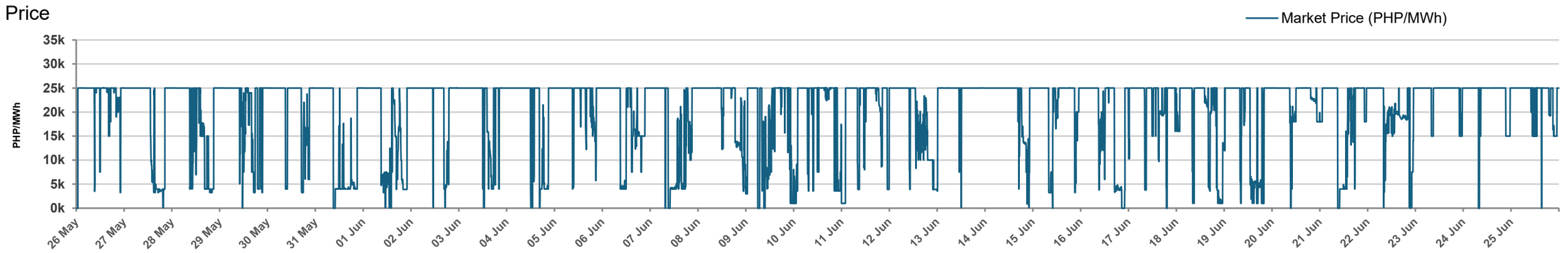

PUBLIC

MARKET OUTCOME
RESERVE MARKET

26 May- 25 June 2026

Philippine Electricity Market Corporation

MINDANAO - REGULATING DOWN

Requirement and Schedule

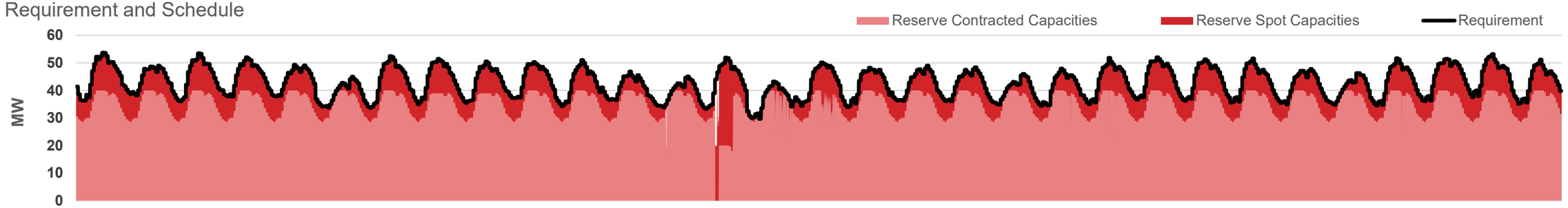

Offers

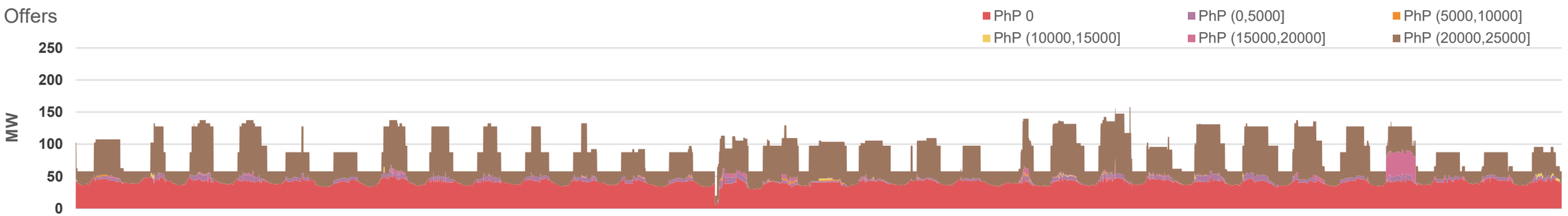

Price

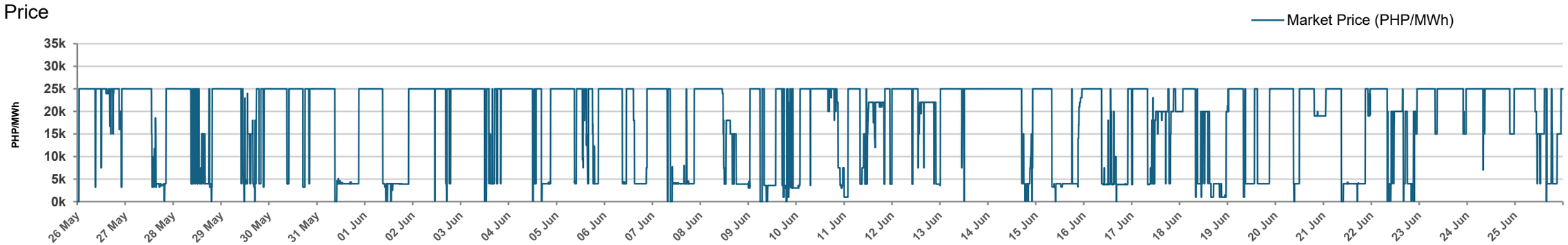

PUBLIC

MARKET OUTCOME
RESERVE MARKET

26 May- 25 June 2026

Philippine Electricity Market Corporation

MINDANAO - CONTINGENCY

Requirement and Schedule

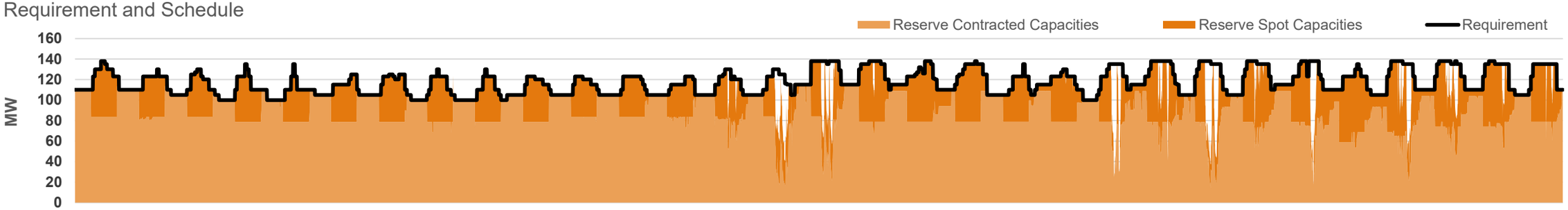

Offers

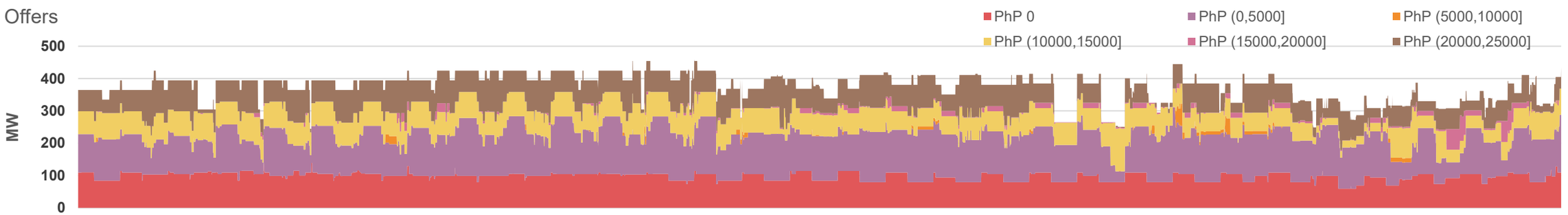

Price

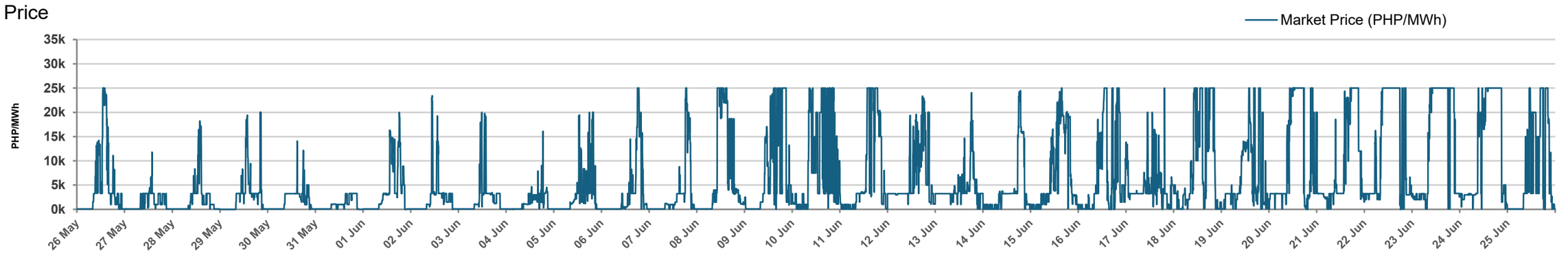

PUBLIC

MARKET OUTCOME
RESERVE MARKET

26 May- 25 June 2026

Philippine Electricity Market Corporation

MINDANAO - DISPATCHABLE

Requirement and Schedule

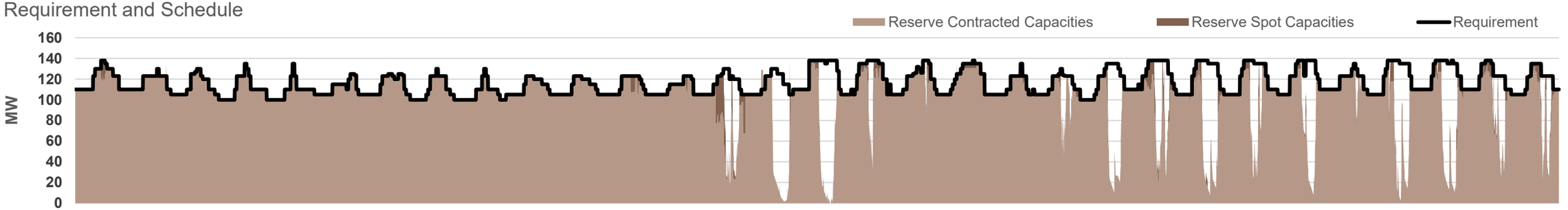

Offers

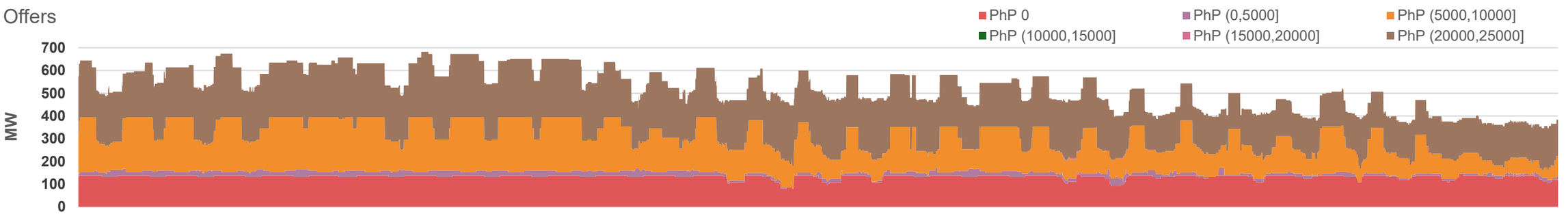

Price

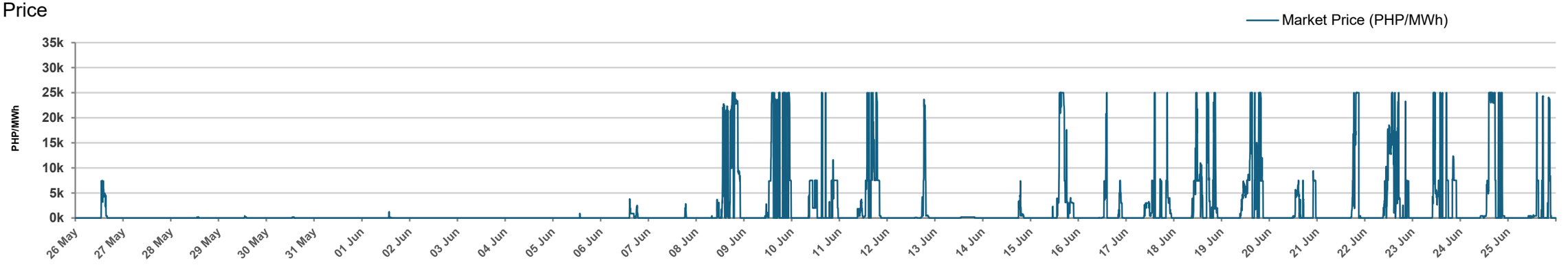

PUBLIC

MARKET OUTCOME
RESERVE MARKET

26 May- 25 June 2026

Philippine Electricity Market Corporation

Particulars	Reserve Schedule				Reserve Requirement Gap				Month-on-Month % Change	Market Price (in PHP/MWh)			Month-on-Month % Change
	Reserve Contracted Capacities		Reserve Spot Capacities										
	Average Capacity (in MW)	% Share	Average Capacity (in MW)	% Share	Min (in MW)	Max (in MW)	(Total no. of Interval/s)	(% of Time)		Min	Max	Ave	
Regulating Up													
Luzon	36.35	16%	184.24	84%	0.10	34.30	216	2%	75.65%▼	549.00	25,000.00	12,322.61	12.31%▲
Visayas	18.48	44%	23.44	56%	0.05	45.00	1,478	17%	7.26%▲	900.00	25,000.00	16,979.59	0.51%▼
Mindanao	34.24	80%	8.65	20%	0.01	24.17	4,265	48%	3.44%▲	0.00	25,000.00	20,413.80	0.31%▼
Regulating Down													
Luzon	43.63	20%	177.00	80%	0.10	0.10	105	1%	80.13%▼	550.00	25,000.00	10,831.06	4.47%▼
Visayas	19.85	47%	22.07	53%	0.05	35.50	2,374	27%	16.16%▲	990.00	25,000.00	17,649.12	2.57%▼
Mindanao	34.84	81%	8.07	19%	0.01	24.17	4,234	47%	3.81%▲	0.00	25,000.00	18,105.39	3.27%▼
Contingency													
Luzon	381.73	60%	254.72	40%	0.10	234.80	322	4%	73.59%▼	0.00	25,000.00	4,631.90	7.55%▼
Visayas	77.68	72%	30.74	28%	0.10	123.00	1,641	18%	89.29%▲	0.00	25,000.00	13,444.18	19.96%▲
Mindanao	87.00	76%	27.57	24%	0.10	120.30	721	8%	648.15%▲	0.00	25,000.00	6,258.74	46.41%▲
Dispatchable													
Luzon	175.06	29%	420.74	71%	0.10	511.20	263	3%	70.88%▼	0.00	25,000.00	2,471.15	34.51%▲
Visayas	1.74	2%	73.16	98%	0.01	93.00	2,701	30%	21.73%▲	0.00	25,000.00	4,411.53	63.62%▲
Mindanao	103.46	98%	2.22	2%	0.10	138.00	3,120	35%	293.14%▲	0.00	25,000.00	1,292.78	351.23%▲

PUBLIC

ANNEX
OUTAGE SUMMARY
26 May- 25 June 2026

Philippine Electricity Market Corporation

Plant Type	Plant/ Unit Name	Capacity (MW)	Date Out	Date In	Duration (Day/s)	Outage Type	Remarks
				Luzon			
BAT	01LIMAY_BAT	40	6/5/2026 11:19	6/8/2026 17:00	3	Forced	Unavailable due to ongoing troubleshooting activities involving the GEMS SCADA system
BAT	01MAGAPIT_BAT	40	6/18/2026 5:30	6/18/2026 18:00	1	Forced	Affected by Lal-lo - Magapit 69kV Line planned outage.
BAT	01MAGAT_BAT	40	5/26/2026 9:01	5/28/2026 0:01	2	Maintenance	Maintenance outage
BIOF	01BT2020_G01	11	5/26/2026 7:00	6/3/2026 12:52	8	Maintenance	Maintenance outage
BIOF	01CLEANG_G01	10.8	2/27/2026 17:25			Forced	Fuel handling system trouble
BIOF	01GIFT_G01	12	6/25/2026 22:00			Forced	Unplanned outage to conduct equipment inspection.
BIOF	01GIFT_G02	6	6/20/2026 11:09	6/21/2026 22:05	1	Forced	Emergency shutdown due to maintenance of equipment
BIOF	01GIFT_G02	6	6/1/2026 22:00	6/2/2026 22:56	1	Maintenance	Maintenance outage.
BIOF	01IPOWER_G01	10.8	5/25/2026 7:01	6/20/2026 0:00	26	Planned	Planned outage until June 19 2026.
BIOF	01IPOWER_G01	10.8	6/20/2026 0:00			Forced	Extended outage until June 26 2026.
BIOF	01VSGRIP_G01	5.4	5/29/2026 22:37	6/8/2026 9:52	9	Forced	Emergency shutdown due to a leak at the boiler water wall.
BIOF	01VSGRIP_G01	5.4	6/22/2026 7:22			Forced	Due to trouble at secondary fan of combustion boiler.
COAL	01APEC_G01	25	5/26/2026 12:03	5/28/2026 16:54	2	Forced	Repair boiler high vibration
COAL	01MARVEL_G01	316	6/10/2026 13:51			Forced	Tripped due to Generator excitation Fault
COAL	01MSINLO_G01	322.7	6/14/2026 10:12	6/17/2026 19:51	3	Forced	Tripped due to boiler tube leak.
COAL	01MSINLO_G02	322.7	5/26/2026 11:52	5/31/2026 2:45	5	Forced	Emergency shutdown due to tube leak
COAL	01SMC_G02	134	6/20/2026 1:22	6/22/2026 14:32	3	Forced	Unplanned outage to repair the Electrostatic Precipitator(ESP).
COAL	01SUAL_G01	600	6/4/2026 23:26	6/9/2026 7:23	4	Forced	Maintenance outage on June 5-9 2026 for repair of BCP.
COAL	01SUAL_G01	600	6/18/2026 2:46	6/19/2026 4:38	1	Forced	Tripped due to Boiler high furnace pressure. Lowest frequency was 59.43Hz
COAL	03CALACA_G01	239.9	6/7/2026 15:10	6/20/2026 0:33	12	Forced	Triggering cause of tripping to be determined.
COAL	03PAGBIL_G02	382	5/29/2026 17:48	6/6/2026 12:09	8	Forced	Emergency tripped due to suspected condenser tube leak.
COAL	03PAGBIL_G03	420	6/22/2026 17:31			Forced	Boiler tube leak
COAL	03QPPL_G01	400	6/12/2026 20:06	6/14/2026 0:54	1	Forced	outages.
COAL	03SLPGC_G01	150	6/7/2026 15:10	6/11/2026 23:57	4	Forced	Triggering cause of tripping to be determined.
COAL	03SLTEC_G01	122	6/7/2026 15:10	6/9/2026 16:47	2	Forced	Triggering cause of tripping to be determined.
COAL	03SLTEC_G02	123	6/7/2026 15:10	6/10/2026 19:33	3	Forced	Triggering cause of tripping to be determined.
GEO	03ORMAT_G01	1.33	11/15/2025 2:22			Forced	Low low Brine out temperature.
GEO	03PALAYAN_G01	24	5/20/2026 20:34			Forced	Tripped due to high temperature condenser level low

PUBLIC

ANNEX
OUTAGE SUMMARY
26 May- 25 June 2026

Philippine Electricity Market Corporation

Plant Type	Plant/ Unit Name	Capacity (MW)	Date Out	Date In	Duration (Day/s)	Outage Type	Remarks
Luzon							
GEO	03TGPP_G01	9.7	6/25/2026 1:58			Forced	Emergency shutdown due to sulfuric acid leak
HYD	01AMBUK_U01	37.4	5/27/2026 8:01	6/1/2026 22:17	6	Planned	APM
HYD	01AMBUK_U02	37.3	5/27/2026 8:01	6/6/2026 0:00	10	Planned	APM
HYD	01AMBUK_U03	37.3	5/27/2026 8:01	6/1/2026 22:56	6	Planned	APM
HYD	01BAKUN_G01	37	5/21/2026 15:43	5/26/2026 14:24	5	Forced	Lose of aux power
HYD	01BINGA_U01	35	6/25/2026 11:13	6/26/2026 0:01	1	Forced	Declared unavailable due to low reservoir water elevation.
HYD	01BINGA_U04	35	6/25/2026 11:13	6/26/2026 0:01	1	Forced	Declared unavailable due to low reservoir water elevation.
HYD	01CASECN_U01	82.5	6/15/2026 8:00	6/16/2026 16:05	1	Forced	Replacement of servo motor
HYD	01MARIS_U01	4.3	6/12/2026 17:23	6/17/2026 20:22	5	Forced	Affected by Line tripping.
HYD	01MATUNO_G01	8.7	9/2/2025 22:06			Forced	Tripped due to clogged trash rack.
HYD	01NIABAL_G01	6	3/22/2026 5:07	6/1/2026 10:37	71	Forced	IDR cut off.
HYD	01NIABAL_G01	6	6/13/2026 1:16			Forced	no water allocation.
HYD	01SLANGN_G01	2.4	2/26/2026 9:00			Planned	Annual Preventive Maintenance
HYD	01SMBELL_G01	1.8	6/21/2026 9:01			Forced	Water dry out
HYD	01SROQUE_U01	145	6/1/2026 0:01	6/21/2026 0:00	20	Planned	Planned Outage until June 20 2026
HYD	01SROQUE_U02	145	6/1/2026 0:01	6/21/2026 0:00	20	Planned	Planned Outage until June 20 2026
HYD	01SROQUE_U03	145	6/1/2026 0:01			Planned	Planned Outage until June 20 2026
HYD	03KAL_G01	181.1	6/9/2026 18:25	6/10/2026 20:00	1	Forced	Declared unavailable due to low elevation.
HYD	03KAL_G02	181	6/12/2026 13:47	6/16/2026 3:58	4	Forced	Cracked in the runner.
HYD	03KAL_G03	181.4	6/14/2026 16:55			Forced	Tripped as pump.
HYD	03KAL_G04	185	6/9/2026 18:25	6/10/2026 7:30	1	Forced	Declared unavailable due to low elevation.
NATG	03EERI_G01	420.6	5/31/2026 9:14	6/1/2026 17:20	1	Forced	Emergency shutdown as contingency to hotspot along Tayabas-Ilijan 500kV Line.
NATG	03ILIJAN_G01	190	5/31/2026 9:03	6/1/2026 22:49	2	Forced	Emergency shutdown as contingency to hotspot along Tayabas-Ilijan 500kV Line.
NATG	03SNGAB_G01	417.4	6/15/2026 0:01			Forced	Unavailability of supply from the Malampaya Natural Gas Facilities.
NATG	03STA-RI_G02	263	6/15/2026 21:26	6/16/2026 17:27	1	Forced	Tripped due to GT exhaust temperature gradient greater than maximum.
NATG	03STA-RI_G05	265	6/6/2026 8:09	6/6/2026 22:40	1	Forced	Tripped while on liquid fuel commissioning. GT combustion acceleration greater than max 3.
OIL	03MALAYA_G01	300	5/3/2019 18:21			Forced	Declared unavailable due to motorization of unit generator caused by the non-opening of phase B of PCB 8-05CB08MAL

PUBLIC

ANNEX
OUTAGE SUMMARY
26 May- 25 June 2026

Philippine Electricity Market Corporation

Plant Type	Plant/ Unit Name	Capacity (MW)	Date Out	Date In	Duration (Day/s)	Outage Type	Remarks
Luzon							
OIL	03MALAYA_G02	130	7/24/2024 21:24			Forced	Tripped due to loss prime of CWP
OIL	03RCBMI_G01	5.5	3/18/2026 20:15			Forced	Emergency shutdown due to cracked liner.
OIL	03RCBMI_G02	5.5	6/16/2026 5:29	6/16/2026 18:45	1	Forced	Affected by the planned outage of Batangas-Taysan 69kV Line
SOLR	01CAGYSOL_G01	60	6/18/2026 5:30	6/18/2026 18:00	1	Forced	Affected by Lal-lo - Magapit 69kV Line planned outage.
SOLR	03LUMBSOL_G01	90	6/4/2026 22:20	6/11/2026 0:00	6	Maintenance	PQA testing until June 10 2026
SOLR	03LUNSOL_G01	50.1	6/23/2026 7:37	6/23/2026 20:00	1	Forced	Affected by emergency S/D of Tuy-Luntal 69kV Line.
WIND	01BALWIND_G01	22.4	6/1/2026 5:05	6/1/2026 19:29	1	Maintenance	Maintenance outage requested by Balaoi Wind Farm.
WIND	01BALWIND_G01	22.4	6/2/2026 7:14	6/11/2026 16:50	9	Maintenance	APMT and PQA bench marking. On Commissioning Test
WIND	03AWOC_G01	53.6	6/23/2026 5:00	6/23/2026 18:00	1	Planned	Annual Preventive Maintenance Outage
Visayas							
BAT	06SONEG_BAT	10	6/20/2026 21:39	6/23/2026 2:47	2	Forced	Shutdown due to server hardware problem.
BIOF	06HPCO_G01	2	11/12/2023 20:00			Forced	Defective auxiliary of vibration meter.
BIOF	06SCBE_G01	7.4	3/31/2023 10:35			Forced	Plant shutdown
BIOF	06VMC_G01	2.5	4/21/2024 16:20			Forced	Ongoing repair of 7.5MVA 13.2 4.16kV Power Transformer.
BIOF	08CASA_G01	8	5/30/2026 15:45			Forced	End of export power to grid for cy 2025-2026
BIOF	08CASA_G02	7	5/29/2026 8:27			Forced	Boiler repair of bagasse pit steel slat
COAL	05KSPC_G01	103	6/14/2026 11:33	6/21/2026 10:56	7	Forced	Emergency shutdown due to possible tube leak.
COAL	05KSPC_G02	103	5/28/2026 4:46	6/3/2026 23:54	7	Forced	Tripped due to possible tube leak
COAL	05THVI_U01	169	5/12/2026 16:16			Forced	Manual shutdown Bearing #1 vibration high
COAL	05THVI_U02	169	3/24/2026 21:17			Forced	Emergency shutdown due to high vibration of bearing #1.
COAL	08PEDC_U03	150	5/6/2026 16:15			Forced	Due to IDF stopped
GEO	04BILGPP_G01	1	10/5/2024 4:39			Forced	Turbine high vibration trip. (Under test and commissioning)
GEO	04LEYTE_A	55.14	6/25/2026 15:24			Forced	Indication Generator Differential Relay activation.
GEO	04LEYTE_A	23.463	12/3/2025 17:58	6/6/2026 12:11	185	Forced	Safety Turbine Trip
GEO	04LEYTE_A	65.34	6/12/2026 0:15			Forced	Emergency shutdown to effect turbine rotor and inlet pipe replacement and rectification of Generator Terminal Hotspot.
GEO	04LEYTE_A	3.11	5/19/2026 10:57			Forced	To conduct inspection repair of lube oil line.
GEO	04LEYTE_A	6.22	4/5/2026 14:48	6/9/2026 9:37	65	Forced	due to Generator bearing high temperature

PUBLIC

ANNEX
OUTAGE SUMMARY
26 May- 25 June 2026

Philippine Electricity Market Corporation

Plant Type	Plant/ Unit Name	Capacity (MW)	Date Out	Date In	Duration (Day/s)	Outage Type	Remarks
Visayas							
GEO	04LEYTE_A	25.39	6/8/2026 18:41	6/12/2026 17:32	4	Forced	due to insufficient steam
GEO	04LEYTE_A	24.92	6/12/2026 0:57	6/18/2026 17:56	7	Forced	Tripped due to activation of EY 300 protection relay.
GEO	04LEYTE_A	24.92	6/18/2026 20:02	6/23/2026 15:26	5	Forced	Due to vibration problem.
GEO	04LGPP_G01	40.2	6/3/2026 11:03	6/10/2026 0:15	7	Forced	Multiple leak at Steam Scrubber.
GEO	06BBGPP_G01	4.7	9/24/2024 19:57			Forced	Turbine tripped under test and commissioning.
GEO	06PAL1A_U01	35.2	6/24/2026 8:01	6/24/2026 22:08	1	Forced	Emergency shutdown to facilitate immediate structural integrity reassessment of PGPP1 U1 cooling tower.
HYD	04TAFT_G01	5	6/3/2026 15:35			Forced	MIV Debris Removal
HYD	04TAFT_G01	5	6/3/2026 15:35	6/4/2026 6:55	1	Forced	MIV Debris Removal
HYD	04TAFT_G01	5	4/5/2026 9:02	6/4/2026 7:18	60	Forced	Affected schedule PMS of 50MVA TR#2 Paranas SS.
HYD	04UTH_G01	4.6	6/1/2026 16:42			Forced	Affected by tripping of 69kV Paranas-Quinapondan line.
HYD	04UTH_G01	4.6	6/14/2026 6:13			Forced	Affected by pre-arranged maintenance activity along Paranas-Quinapondan 69kV Line.
HYD	06AMLA_G01	0.45	6/21/2026 23:30			Forced	SCADA error.
HYD	08SUWECO_G01	0.9	10/3/2025 6:29			Forced	Engine overspeed
OIL	04CLBYBNK_G01	5.45	6/19/2026 11:00	6/23/2026 22:35	4	Forced	Defective cooling system bearing.
OIL	05CARMENDPP_U01	10	6/24/2026 8:56			Forced	Cylinder head gas leak
OIL	05CARMENDPP_U02	10	5/19/2026 19:05	5/28/2026 16:50	9	Forced	Unit tripped with high intensity of oil mist due to piston scuffing at cylinder 5
OIL	05CPPC_U01	6.3	6/1/2026 19:27	6/3/2026 9:05	2	Forced	Tripped due to surging caused by high EGT
OIL	05CPPC_U01	6.3	6/24/2026 14:24			Forced	Emergency stop due to starting air header temperature high.
OIL	05CPPC_U02	6.3	6/7/2026 7:55			Forced	Emergency shutdown due to noticeable spark at generator.
OIL	05CPPC_U06	6.3	6/1/2026 19:02	6/3/2026 12:22	2	Forced	SUDDEN OPENING OF MAIN FEEDER #2 BREAKER
OIL	05CPPC_U07	6.3	6/1/2026 19:02	6/2/2026 9:50	1	Forced	SUDDEN OPENING OF MAIN FEEDER #2 BREAKER
OIL	05CPPC_U08	6.3	6/1/2026 19:02	6/3/2026 12:22	2	Forced	SUDDEN OPENING OF MAIN FEEDER #2 BREAKER
OIL	05CPPC_U09	6.3	6/1/2026 19:02	6/3/2026 12:22	2	Forced	SUDDEN OPENING OF MAIN FEEDER #2 BREAKER
OIL	05CPPC_U09	6.3	6/18/2026 21:06			Forced	Unit tripped with oil mist concentration shutdown indication.
OIL	05CPPC_U10	6.3	6/1/2026 19:02	6/3/2026 12:22	2	Forced	SUDDEN OPENING OF MAIN FEEDER #2 BREAKER
OIL	06CENPRI_U01	4.4	6/7/2026 15:42	6/8/2026 6:06	1	Forced	Unable to cut in due to internal water leak at cylinder B1.
OIL	06CENPRI_U01	4.4	6/10/2026 8:49	6/20/2026 22:43	11	Forced	Unavailable due to water leak at turbocharger.

PUBLIC

ANNEX
OUTAGE SUMMARY
26 May- 25 June 2026

Philippine Electricity Market Corporation

Plant Type	Plant/ Unit Name	Capacity (MW)	Date Out	Date In	Duration (Day/s)	Outage Type	Remarks
Visayas							
OIL	06CENPRI_U02	4.4	6/1/2026 17:11	6/2/2026 19:01	1	Forced	Emergency shutdown due to very high cylinder exhaust gas temperature.
OIL	06CENPRI_U03	4.4	6/14/2026 19:03	6/15/2026 16:51	1	Forced	Emergency shutdown due to abnormal sound at cylinder A1.
OIL	07BDPP_U03	4.2	6/25/2026 14:06			Forced	Lube oil leak at radiator pipe.
OIL	07BDPP_U04	4	5/28/2026 11:05	6/1/2026 0:01	4	Forced	per VSO-PUSR-2026-028
OIL	07BDPP_U04	4	6/1/2026 13:40	6/2/2026 20:35	1	Forced	Hard starting.
OIL	07BDPP_U04	4	6/3/2026 13:57			Forced	High main bearing temperature at main bearing 3 4 & 6.
OIL	07TPLPB4_U02	7	6/10/2026 13:42	6/11/2026 6:16	1	Forced	Activation of high lube oil temperature relay.
OIL	07TPLPB4_U02	7	6/16/2026 17:18	6/17/2026 7:40	1	Forced	Excessive fresh water leak at cylinder 3R.
OIL	07TPLPB4_U03	7	5/29/2026 13:28	5/30/2026 7:26	1	Forced	Excessive water leak at boiler tube of economizer 3.
OIL	07TPLPB4_U03	7	6/12/2026 18:26			Forced	unable to cut-in due to observed abnormal sound at right side turbo charger
OIL	07TPLPB4_U04	8	6/5/2026 16:34	6/6/2026 21:50	1	Forced	Excessive leak at economizer # 4.
OIL	07TPLPB4_U04	8	6/10/2026 15:51	6/11/2026 21:21	1	Forced	Heavy gas cutting & fresh water leak at cylinder head 5R.
OIL	07TPLPB4_U04	8	6/19/2026 13:27	6/20/2026 6:40	1	Forced	Excessive freshwater leak at cylinder 6R.
OIL	08NABASDPP_U01	3	6/25/2026 18:00			Forced	MG U-1Class 0 FO (Starting Failure)LO system problem
OIL	08NABASDPP_U02	3.4	6/25/2026 8:22			Forced	Lube oil pressure low
OIL	08PDPP1_U02	5	9/14/2025 10:11			Forced	Unable to start due to loss of excitation voltage and abnormal sound at generator.
OIL	08PDPP1_U03	5	6/19/2026 10:51	6/20/2026 6:40	1	Forced	Unable to cut in due to obseved abnormal sound at crankshaft of cyl. #2.
OIL	08PDPP1_U05	5	5/26/2026 10:16	5/27/2026 0:05	1	Forced	Unable to cut in due to Sudden rise of main bearing temperature
OIL	08PDPP1_U05	5	6/1/2026 13:51	6/2/2026 2:10	1	Forced	Unable to cut in due to observed excessive water leak between cylinder head & liner of cylinder A6
OIL	08PDPP1_U05	5	6/20/2026 21:06	6/21/2026 13:33	1	Forced	excessive fuel leak at cyl B4
OIL	08PDPP3_C	12	6/25/2026 13:37			Forced	Emergency cut-out due to abnormal sound at TC A Bank
OIL	08PDPP3_E	12	5/28/2026 10:01	5/29/2026 0:50	1	Forced	Emergency stopped due to high HT pressure
OIL	08PDPP3_E	12	6/16/2026 12:04	6/17/2026 0:05	1	Forced	Emergency stop due to abnormal sound at TC A bank
OIL	08PDPP3_G	13	6/3/2026 10:05	6/3/2026 22:35	1	Forced	Excessive water leak at Cyl A6
OIL	08PDPP3_G	13	6/16/2026 13:32	6/17/2026 2:50	1	Forced	Auto tripped due to high torsional vibration
OIL	08PDPP3_G	13	6/18/2026 9:29	6/19/2026 2:20	1	Forced	Unable to cut-in due to observed increase of big end bearing temp at cylinder B1.
OIL	08PDPP3_G	13	6/19/2026 9:07	6/20/2026 6:40	1	Forced	Unable to cut in due to rising Big End bearing temperature at cyl B1.
OIL	08PDPP3_G	13	6/20/2026 12:00	6/21/2026 3:45	1	Forced	unable to cut in due to observe abnormal sound at cyl. B1.

PUBLIC

ANNEX
OUTAGE SUMMARY
26 May- 25 June 2026

Philippine Electricity Market Corporation

Plant Type	Plant/ Unit Name	Capacity (MW)	Date Out	Date In	Duration (Day/s)	Outage Type	Remarks
Visayas							
OIL	08PDPP3_G	13	6/22/2026 10:08	6/23/2026 0:05	1	Forced	due to abnormal sound of Lube Oil pump
OIL	08PDPP3_G	13	6/23/2026 9:16	6/23/2026 22:55	1	Forced	Unable to cut-in due to signal loss of big end bearing sensor at cylinder A1 and A2.
OIL	08PDPP3_H	13	5/28/2026 9:00	5/29/2026 0:50	1	Forced	Excessive HT water leak inside combustion chamber Cyl B6
OIL	08PDPP3_H	13	6/2/2026 13:16	6/3/2026 2:10	1	Forced	Excessive water leak between engine frame liner cyl A1
OIL	08PDPP3_H	13	6/19/2026 9:07	6/20/2026 6:40	1	Forced	Unable to start due to excessive water leak inside combustion camber cyl. A6 and B5
OIL	08PDPP3_H	13	6/22/2026 10:08	6/23/2026 0:05	1	Forced	Failure of gen breaker to close
OIL	08PDPP3_H	13	6/23/2026 9:16	6/23/2026 23:20	1	Forced	Unable to cut-in due to failure of generator breaker to close.
OIL	08PDPP3_H	13	6/25/2026 13:31			Forced	Unable to cut in due to observed knocking sound at Cyl. A9
OIL	08STBPB1_U01	5.7	5/24/2026 12:18	5/26/2026 14:15	2	Forced	Emergency shutdown due to frequent surging
OIL	08STBPB1_U01	5.7	6/2/2026 13:10	6/3/2026 4:45	1	Forced	Due to stuck up exhaust valve at cyl A4
OIL	08STBPB1_U02	5.6	5/24/2026 21:25	5/26/2026 14:15	2	Forced	Emergency cut-out due to Fuel Oil pressure low.
OIL	08STBPB1_U02	5.6	5/27/2026 15:25	5/28/2026 8:05	1	Forced	Emergency cut-out due to frequent surging of left and right turbochargers.
OIL	08STBPB1_U02	5.6	6/17/2026 13:21	6/20/2026 18:00	3	Forced	Activation of engine protection system
OIL	08STBPB1_U03	5.6	5/24/2026 21:25	5/26/2026 14:15	2	Forced	Emergency cut-out due to Fuel Oil pressure low.
OIL	08STBPB1_U03	5.6	6/9/2026 1:38			Forced	due to wornout compensator of cyl. 5R and 3R and
OIL	08STBPB1_U04	5.6	5/24/2026 21:25	5/27/2026 7:10	2	Forced	Emergency cut-out due to Fuel Oil pressure low.
OIL	08STBPB1_U04	5.6	5/28/2026 13:01	5/29/2026 7:10	1	Forced	Detached manifold at cyl 8R
OIL	08STBPB1_U04	5.6	5/30/2026 5:15	6/1/2026 4:30	2	Forced	Damage exhaust manifold of cylinder 8R
OIL	08STBPB1_U04	5.6	6/9/2026 1:54	6/10/2026 6:40	1	Forced	Detached exhaust manifold of Cyl. 8R.
OIL	08STBPB1_U04	5.6	6/16/2026 17:32	6/18/2026 8:46	2	Forced	Busted Expansion bellows
SOLR	06SLYSOL_G03	20.1	4/11/2026 10:49	5/26/2026 22:20	45	Forced	Shutdown to conduct rectification of communication wiring of SVG. (Under test and
Mindanao							
BIOF	11CRYSSUG_G01	8	5/30/2026 21:40	6/1/2026 10:00	2	Forced	Emergency shutdown due to boiler H2o sugar entrainment problem.(Forced Outage)
BIOF	14BIOMS_U01	5.7	10/8/2024 15:56			Forced	Tripped due to SOCOTECO 1 69KV(SRB)line power outage.
BIOF	14COTSUGR_G01	3.4	5/26/2026 22:30	5/28/2026 2:34	1	Forced	Plant shutdown due to factory problem. (Forced Outage)
BIOF	14COTSUGR_G01	3.4	6/20/2026 6:05	6/20/2026 21:49	1	Forced	Plant shutdown due to unavailability of sugarcane bagasse stock. (OMC Outage)
BIOF	14LAMSAN_G01	13.5	5/13/2026 0:03			Forced	Plant shutdown due to management control affecting fuel availability. (OMC Outage)
BIOF	14SPGI_U01	6	6/8/2026 7:39			Forced	Shutdown due to strong earthquake. (Forced Outage)

PUBLIC

ANNEX
OUTAGE SUMMARY
26 May- 25 June 2026

Philippine Electricity Market Corporation

Plant Type	Plant/ Unit Name	Capacity (MW)	Date Out	Date In	Duration (Day/s)	Outage Type	Remarks
Mindanao							
COAL	10PPEI_U01	24.1	1/29/2026 10:54			Forced	Emergency shutdown due to overspeed alarm. (Forced Outage)
COAL	11FDC_U03	135	6/4/2026 21:50	6/10/2026 19:43	6	Forced	Emergency shutdown due to suspected Boiler tube leak. ETC June 11 2026 (Forced
COAL	13DCPP_U02	150	5/12/2026 21:21	6/2/2026 4:32	20	Forced	Emergency shutdown due to boiler tube leak. (Forced Outage)
COAL	13SMC_U01	133.1	6/8/2026 7:38	6/23/2026 3:37	15	Forced	Auto-tripped due to strong earthquake. (OMC Outage)
COAL	13SMC_U02	135.7	6/8/2026 7:38	6/25/2026 18:47	17	Forced	Auto-tripped due to strong earthquake. (OMC Outage)
COAL	14SARANG_U01	122	6/8/2026 7:49	6/11/2026 7:45	3	Forced	Auto-tripped due to strong earthquake. (OMC Outage)
COAL	14SARANG_U01	122	6/14/2026 17:27	6/25/2026 3:49	10	Forced	Emergency S D. Tube leak noted at difficult location. ETC June 25 2026 @ 2359H.
COAL	14SARANG_U02	122	5/25/2026 0:00	5/27/2026 13:12	3	Forced	Declared FO due to boiler tube leak. ETC May 28 2026 (Forced Outage)
COAL	14SARANG_U02	122	6/8/2026 7:49	6/14/2026 14:31	6	Forced	Auto-tripped due to strong earthquake. (OMC Outage)
GEO	14MTAPO_U03	3.6	6/12/2026 0:15	6/13/2026 13:56	2	Forced	Auto-tripped. Due to turbogenerator low power. (Forced Outage)
GEO	14MTAPO_U03	3.6	6/23/2026 8:40	6/24/2026 13:02	1	Forced	Tripped due to High Steam pH level . (Unplanned Outage)
HYD	10AGUS1_U01	35	6/20/2026 19:14	6/24/2026 14:32	4	Forced	Emergency shutdown due to battery charger issue. (Forced Outage)
HYD	10AGUS1_U02	35	6/20/2026 19:15	6/22/2026 19:56	2	Forced	Emergency shutdown due to battery charger issue. (Forced Outage)
HYD	10AGUS2_U01	60	5/30/2026 8:01	6/21/2026 11:00	22	Planned	Shutdown. ETC 06 23 2026 23 59. PMS(GOMP)
HYD	10AGUS4_U01	52.7	10/4/2025 19:01	5/29/2026 16:34	237	Forced	Autotripped. Indication Transformer Differential (87T) & Lock-out. (Forced Outage)
HYD	10AGUS5_U01	27.5	6/11/2026 8:03			Planned	PMS(GOMP). ETC June 20 2026. (Planned Outage)
HYD	10AGUS6_U01	34.5	5/22/2026 0:00	5/27/2026 16:04	6	Forced	Maintenance. (ETC May 27 2026) Unplanned Outage
HYD	10AGUS6_U04	40	5/13/2026 22:57			Forced	Indication Exciter Fault Alarm. (Unplanned Outage).
HYD	10AGUS7_U02	25.3	5/22/2026 9:02	6/4/2026 11:29	13	Planned	PMS(GOMP) ETC June 4 2026. (Planned Outage)
HYD	11MANFOR_G02	6.8	6/8/2026 21:34	6/9/2026 16:51	1	Forced	Shutdown due to clogged weir intake. (OMC Outage)
HYD	11PULA4_U01	75	6/16/2026 16:25			Forced	Auto-tripped. (Forced Outage)
HYD	11PULA4_U02	75	6/8/2026 8:01			Planned	PMS(GOMP). ETC July 08 2026. (Planned Outage)
HYD	12ASIGA_G01	8.2	6/3/2026 8:00	6/14/2026 19:02	11	Planned	PMS(GOMP). ETC June 18 2026. (Planned Outage)
HYD	12LKMAINIT_G01	24.6	6/6/2026 6:00	6/6/2026 18:05	1	Forced	Plant shutdown affected by the PMS on the ANECO Butuan-Santiago 69kV STL. (OMC
HYD	13AGUA_G01	2.1	6/21/2026 3:09	6/23/2026 18:40	3	Forced	Unable to synchronize due to start up failure HPU issue and unbalanced upstream and downstream pressure at the TIV. (Forced Outage)
HYD	13TALOM23_G01	0.93	6/6/2026 0:20	6/12/2026 14:13	7	Planned	PMS. ETC June 12 2026 (GOMP)
HYD	13TALOM23_G01	0.93	6/6/2026 0:21	6/11/2026 22:23	6	Planned	PMS. ETC June 12 2026 (GOMP)
HYD	14ALMADA_G01	2.6	5/29/2026 10:32	5/30/2026 1:10	1	Forced	Isolated. Affected by the tripping of COTELCO recloser. (OMC Outage)

PUBLIC

ANNEX
OUTAGE SUMMARY
26 May- 25 June 2026

Philippine Electricity Market Corporation

Plant Type	Plant/ Unit Name	Capacity (MW)	Date Out	Date In	Duration (Day/s)	Outage Type	Remarks
Mindanao							
HYD	14ALMADA_G01	2.6	6/9/2026 11:02	6/10/2026 3:40	1	Forced	Plant shutdown due to COTELCO PPALMA voltage line fluctuation. (OMC Outage)
HYD	14ALMADA_G01	2.6	6/11/2026 17:24	6/13/2026 2:25	1	Forced	Isolated Affected by the COTELCO Main Outage. (OMC Outage)
HYD	14ALMADA_G01	2.6	6/20/2026 7:33	6/21/2026 1:35	1	Forced	Isolated. Affected by the forced outage of COTELCO PPALMA feeder. (OMC Outage)
HYD	14ALMADA_G01	2.6	6/23/2026 14:07			Forced	Isolated due to COTELCO brownout. (OMC Outage)
HYD	14MARBEL_U01	0.5	5/30/2026 20:01	5/31/2026 10:00	1	Forced	Plant was shutdown due to NIA Intake gate total shutdown. (OMC Outage)
HYD	14SIGHYDRO_G01	14.5	9/25/2025 6:22			Forced	Emergency shutdown due to broken headrace pipe. (Forced Outage)
OIL	09PANABNK_U01	7.5	6/19/2026 18:40			Forced	Auto-tripped due fuel pump leakage. (Forced Outage)
OIL	09WMPC_U02	10	6/25/2026 13:56			Forced	Plant tripped. Indication HT Water Leak @ Cylinder A5. (Forced Outage)
OIL	09WMPC_U03	10	6/25/2026 18:05			Forced	Plant tripped. Indication Turbo Charger Vibration alarm B Bank. (Forced Outage)
OIL	09WMPC_U04	10	6/18/2026 15:31	6/19/2026 18:11	1	Forced	Auto-tripped due to extreme exhaust high temperature A & B-bank. (Forced Outage)
OIL	09WMPC_U04	10	6/20/2026 14:03	6/25/2026 16:30	5	Forced	Declare forced outage due to turbo charger A- bank problem. (Forced Outage)
OIL	09WMPC_U06	10	5/21/2026 9:47	5/26/2026 0:40	5	Forced	Failed to synch due to turning gear problem. Unplanned Outage
OIL	09WMPC_U06	10	6/24/2026 9:20			Forced	Declared unavailable due to turbo charger surging. (Forced Outage)
OIL	09WMPC_U07	10	6/24/2026 9:06			Forced	Declared unavailable due to turning gear problem. (Forced Outage)
OIL	11PKBUK_U02	4.8	1/19/2026 10:00			Forced	PMS(Non-GOMP). (Maintenance Outage)
OIL	12KEGGIN_G01	10.6	4/15/2024 15:05			Forced	Failed to synchronize due to low SF6 Pressure on PCB. (Forced Outage)
OIL	12PKSFRA_U02	5.2	6/9/2026 7:48			Forced	Auto-tripped. Due Turbo Charger oil leak problem. (Forced Outage)
OIL	12TM2_U01	49	6/6/2026 14:00	6/7/2026 21:58	1	Forced	Failed to synchronize due to governor control system malfunction. (Forced Outage)
OIL	12TM2_U01	49	6/20/2026 0:13	6/20/2026 19:31	1	Forced	Isolated due to BESS Integration. ETC June 20 2026 at 1400H. (Forced Outage)
OIL	12TM2_U02	49	6/21/2026 13:05	6/22/2026 1:29	1	Forced	TM2 emergency request to facilitate BESS integration activities (Busbar Interconnection
OIL	12TM2_U02	49	6/23/2026 6:30			Forced	Declared unavailable due to Broken Cylinder # 4 5 8 & 9 Piston Rings. ETC June 25
OIL	13MAGDBNK_U01	4.9	6/19/2026 9:31	6/19/2026 22:53	1	Forced	Unable to synchronize due to high exhaust gas temperature. (Forced Outage)
OIL	13MAGDBNK_U02	4.9	6/18/2026 17:39	6/19/2026 23:34	1	Forced	Shutdown due to high exhaust gas temperature of cylinder B4. (Forced Outage)
OIL	13MAGDBNK_U03	4.9	6/18/2026 8:37	6/19/2026 9:31	1	Forced	Failed to synchronize due to excessive gas leakage at exhaust manifold. (Forced Outage)
OIL	13MAGDBNK_U03	4.9	6/19/2026 10:19			Forced	Emergency shutdown due to turbocharger surging fault. (Forced Outage)
OIL	13TM1_U02	48.7	6/23/2026 5:18	6/25/2026 7:30	2	Forced	Declared unavailable due to Broken Cylinder 11 Piston Ring. ETC June 29 2026 0600H.
OIL	14PKPSOC_G01	34.9	6/8/2026 7:38	6/9/2026 19:54	2	Forced	Isolated due to forced outage of Gensan - Tinoto 69kV Lines 1 & 2 due to strong
SOLR	14ASTROSOL_G01	20	6/8/2026 7:38	6/9/2026 14:25	1	Forced	Isolated due to forced outage of Gensan - Tinoto 69kV Lines 1 & 2 due to strong

PUBLIC

ANNEX
CONGESTED LINES AND EQUIPMENTS

26 May- 25 June 2026

Philippine Electricity Market Corporation

Equipment Name	Trading Intervals	Percent of Time
1EHVNGS_TR2	881	9.9%
1BAUA_1LAT1	362	4.1%
1BAUA_1LAT2	357	4.0%
1SJO115_TR1	320	3.6%
1EHVNGS_TR1	206	2.3%
3BINA_3DAS2	85	1.0%
3BINA_3DAS1	41	0.5%
2QUEZ_2ARA1	39	0.4%
1BAUA_1BPP1	39	0.4%
5DAAN_4TAB2	33	0.37%
5DAAN_4TAB1	27	0.30%
1TGERAO_TR3	14	0.16%
3DASMA_TR1	14	0.16%
2SUCA_3BIN3	11	0.12%
11JASA_12BUT1	10	0.11%
1MEXICO_TR1	9	0.10%
11VILL_11JAS2	5	0.06%
3AMAD_3CLA1	4	0.04%
3DARAGA_TR3	3	0.03%
11VILL_11JAS1	3	0.03%
8PANITA_TR1	2	0.02%
3STRO_3CLA1	1	0.01%
1EHVSJ_TR3	1	0.01%
9PITOG_TR2	1	0.01%

GLOSSARY OF TERMS

Philippine Electricity Market Corporation

CAPACITY ON OUTAGE

Calculated for each 5-min interval as the sum of the capacity of all generating units on outage, which are further distinguished by plant type and category. The generating unit/s on outage and categories of outage are based on the SO's daily operations report. Cited below are the outage categories as defined in ERC Resolution No. 21, Series of 2016.

Deactivated Shutdown	- Refers to a condition where a generating unit is unavailable for service for an extended period of time for reasons not related to equipment and inactive for more than 60 days.
Forced	- An outage that requires immediate removal of a unit from service, another outage state, or a reserve shutdown state.
Maintenance	- An outage that does not require immediate removal from the In-Service state but requires a Unit to be removed from the available state before the next planned outage. This is scheduled at least seven (7) days in advance.
Planned	- The state in which a Unit is unavailable due to inspection, testing, preventive maintenance or overhaul. A Planned Outage is scheduled with a pre-determined duration and is coordinated with the System Operator. The Planned Outage of a Unit shall be reflected in the Grid Operating and Management Program (GOMP).

DEMAND

Calculated for each 5-minute trading interval as the sum of the real time dispatch (RTD) schedule of all load resources plus regional losses.

EFFECTIVE SUPPLY

Calculated for each 5-minute trading interval as the sum of the offered capacity of all scheduled generators considering their offered ramp rates, nominated loading level of nonscheduled generators and projected output of preferential dispatch generators, adjusted for any over-riding constraints imposed by the System Operator (SO), and reserve offers. Output of generators on testing and commissioning were considered based on the over-riding constraints imposed by the SO.

HERFINDAHL-HIRSCHMAN INDEX (HHI)

A measure of market concentration calculated as the sum of the squares of the market shares of all firms in a market. The HHI ranges from close to zero (many small firms) to 10,000 (a single firm with 100% market share). Under the 2023 U.S. Department of Justice and Federal Trade Commission Merger Guidelines, markets with an HHI above 1,800 are highly concentrated. An increase of more than 100 points is viewed as significant increase and may indicate that a merger could substantially lessen competition or create a monopoly. Earlier guidelines (1982-2010) classified markets with HHI between 1,000 and 1,800 as "moderately concentrated" and above 1,800 as "highly concentrated", using the same 100-point increase threshold for significance.

MARGINAL PLANT

The last generating unit scheduled to meet the system demand.

MAJOR PARTICIPANT GROUP

The grouping of generators by ownership or control.

GLOSSARY OF TERMS

Philippine Electricity Market Corporation

MARKET RESIDUAL SUPPLY INDEX (Market RSI)

The RSI is a dynamic continuous index measured as ratio of the available generation without a generator to the total generation required to supply the demand. The RSI is measured for each generator. The greater the RSI of a generator, the less will be its potential ability to exercise market power and manipulate prices, as there will be sufficient capacity from the other generators. In contrary, the lower the RSI, the greater the market power of a generator (and its potential benefit of exercising market power), as the market is strongly dependent on its availability to be able to fully supply the demand. In particular, a RSI greater than 100% for a generator means that the remaining generators can cover the demand, and in principle that generator cannot manipulate market price. On the other hand, a RSI less than 100% means that the generator is pivotal in supplying the demand.

The RSI for the whole market (Market RSI) is measured as the lowest RSI among all the generators in the market. A Market RSI less than 100% indicates the presence of pivotal generator/s

NOMINATED CAPACITY

The available capacity declared by self-scheduled generators.

OFFERED CAPACITY

The available capacity declared by scheduled generators.

PRICING CONDITIONS

A price imposed by the Market Operator to the Market/Trading Participant in cases:

Administered Price (AP)	- Interval affected by the declaration of market suspension and intervention.
Pricing Error Notice (PEN)	- Calculated prices are believed to be inerror due to erroneous, inconsistent, or inappropriate input data.
Price Substitution Methology (PSM)	- Undesirable market pricing situations arising from the effects of network congestion in the power system, particularly during the occurrence of extreme nodal price separation.
Secondary Price Cap (SPC)	- Applied upon breaching the PHP9,000/MWh rolling average price over a seventy-two (72) hours period .

PIVOTAL SUPPLIER INDEX (PSI)

The pivotal supplier index is a binary variable (1 for pivotal and 0 for not pivotal) for each generator. The index identifies whether a generator is pivotal in supplying the demand. The PSI is calculated as the percentage of time that a generator is pivotal in a period (i.e. monthly).

POST MARKET RUN CALCULATION

Price adjustment after consideration of different pricing conditions such as AP, SPC, PSM, and PEN.

GLOSSARY OF TERMS

Philippine Electricity Market Corporation

REGISTERED CAPACITY
The capacity registered by a generator with WESM.

REGISTERED CAPACITY (NET OF OUTAGE)
The capacity registered by a generator with WESM less capacity on outage.

RESERVE CATEGORIES

Regulating Up and Down (RU and RD)	- Readily available and dispatchable generating capacity that is allocated exclusively to correct deviations from the acceptable nominal frequency caused by unpredicted variations in demand or generation output.
Contingency (FR)	- Synchronized generation capacity from Qualified Generating Units and Qualified Interruptible Loads allocated to cover the loss or failure of a synchronized generating unit or a transmission element of the power import from a circuit interconnection.
Dispatchable (DR)	- Generating Capacity that are readily available for dispatch in order to replenish the Contingency Reserves whenever a generating unit trips or a loss of a single transmission interconnection occurs.

RESERVE REGISTERED CAPACITY
The maximum capacity registered by a generator in the reserve market.

DISCLAIMER

The information contained in this document is based on the available electricity spot market data. The same information is subject to change as updated figures come in. As such, the PEMC does not make any representation or warranty as to the completeness of this information. The PEMC likewise accepts no responsibility or liability whatsoever for any loss or cost incurred by a reader arising from, or in relation to, any conclusion or assumption derived from the information found herein.