MONTHLY MARKET STATISTICS

JULY 2026

(26 June to 25 July 2026)

Document Information Classification: Public

The information contained in this document is based on data that are subject to continuous verification by the Philippine Electricity Market Corporation (PEMC). The same information is subject to change as updated figures come in.

PUBLIC

ENERGY MARKET

AT A GLANCE

26 June - 25 July 2026

Total Registered Capacity (MW)

32,071 0.548%▲

Previous Month: 31,897

Average Demand (MW)

15,103 2.47%▼

Previous Month: 15,486

Average Capacity Offered/Nominated (MW)

20,001 62.36% of the total Registered Capacity

Previous Month: 20,781

Average Capacity Not Offered/Nominated (MW)

6,265 19.53% of the total Registered Capacity

Previous Month: 5,950

Load Weighted Average Price (LWAP) (PHP/MWh)

8,727 13.04%▼

Previous Month: 10,035

Average Capacity of Plants on Commissioning (MW)

1,956 6.10% of the total Registered Capacity

Previous Month: 2,108

Average Capacity on Outage (MW)

3,755 11.71% of the total Registered Capacity

Previous Month: 3,075

Average Effective Supply (MW)

18,790 2.27%▼

Previous Month: 19,228

PUBLIC

MARKET OUTCOME
REGIONAL AT A GLANCE
26 June - 25 July 2026

Philippine Electricity Market Corporation

Luzon

Total Registered Capacity (MW)	23,645.80
Average Effective Supply (MW)	13,451.85
Average Demand (MW)	10,939.58

Visayas

Total Registered Capacity (MW)	3,970.40
Average Effective Supply (MW)	2,575.34
Average Demand (MW)	2,080.42

Mindanao

Total Registered Capacity (MW)	4,455.10
Average Effective Supply (MW)	2,768.93
Average Demand (MW)	2,091.89

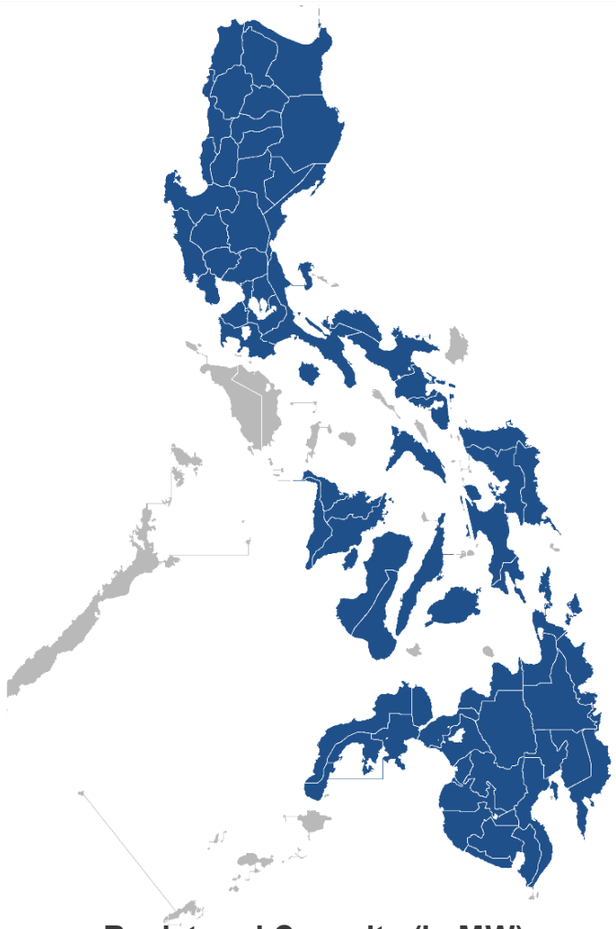

Zones	LWAP	Month-on-Month % Change
Northern Luzon	7,709.62	8.94%▼
Metro Manila	7,735.71	8.90%▼
Southern Luzon	7,524.50	9.24%▼
Bohol	12,183.13	19.96%▼
Cebu	11,969.59	20.24%▼
Leyte-Samar	12,269.50	22.23%▼
Negros	12,277.48	19.61%▼
Panay	12,298.25	20.75%▼
Lanao	9,941.31	17.48%▼
North Central	10,612.34	18.97%▼
North-East	11,854.85	16.94%▼
North-West	11,705.13	16.47%▼
South-East	11,110.94	19.04%▼
South-West	11,384.32	17.69%▼

Registered Capacity (in MW)

	COAL	NATGAS	GEO	HYDRO	OIL-BASED	WIND	SOLAR	BIOFUEL	BESS
Luzon	8,891.50	4,554.50	766.20	2,505.10	1,678.30	403.30	4,237.50	155.00	450.20
Visayas	1,329.70		827.70	65.50	455.80	103.20	781.80	219.20	187.50
Mindanao	2,133.30		105.60	1,215.30	641.10	0.00	201.80	58.00	100.00

PUBLIC

MARKET OUTCOME
CAPACITY PROFILE

26 June - 25 July 2026

Philippine Electricity Market Corporation

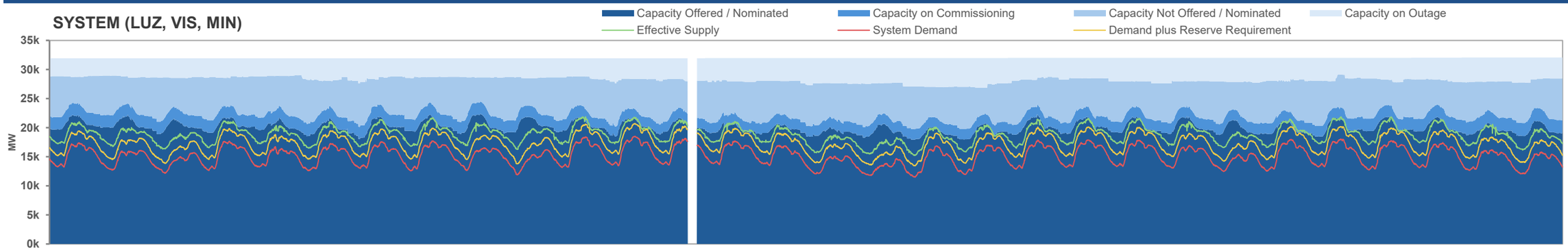

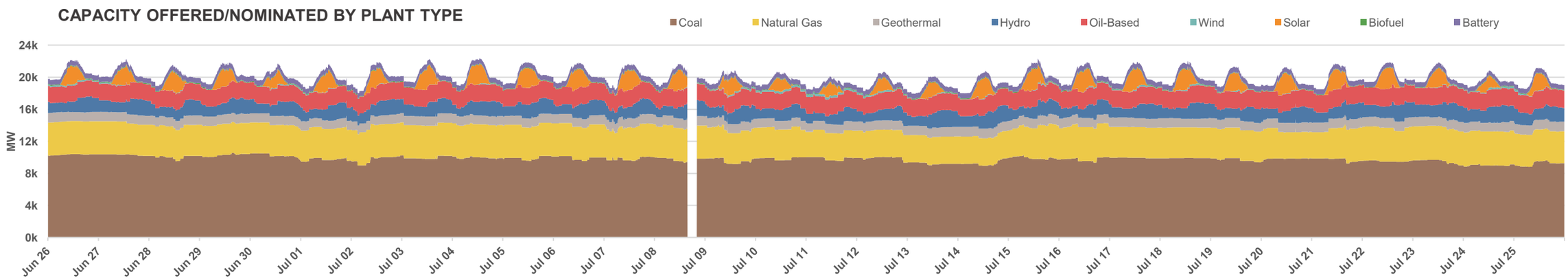

Particulars	Min		Max		Ave	Month-on-Month %Change
	(in MW)	Date and time Interval	(in MW)	Date and time Interval	(in MW)	
Effective Supply						
System	15,229.78	7/13/2026 4:00	21,873.72	7/21/2026 14:40	18,790.45	2.27%▼
Luzon	10,443.75	7/13/2026 3:55	16,138.12	7/21/2026 14:40	13,451.85	3.67%▼
Visayas	2,056.59	7/12/2026 5:10	3,041.21	7/6/2026 10:45	2,575.34	0.09%▼
Mindanao	2,358.77	7/24/2026 3:05	3,160.64	6/30/2026 13:00	2,768.93	0.28%▲
Demand Plus Reserve Requirement						
System	13,437.35	7/13/2026 3:55	20,719.02	7/7/2026 14:40	17,162.86	1.72%▼
Luzon	9,617.52	7/13/2026 3:55	15,071.20	7/7/2026 14:40	12,452.36	2.47%▼
Visayas	1,745.35	7/11/2026 5:40	2,967.81	7/8/2026 13:30	2,355.68	1.81%▼
Mindanao	1,789.69	7/24/2026 4:00	2,915.60	7/6/2026 13:45	2,364.77	2.73%▼

Particulars	Min		Max		Ave	Month-on-Month %Change
	(in MW)	Date and time Interval	(in MW)	Date and time Interval	(in MW)	
Capacity Offered/Nominated						
Coal	8,815.50	7/25/2026 7:05	10,543.70	6/29/2026 15:15	9,790.40	0.90%▼
Natural Gas	3,150.30	7/10/2026 23:50	4,245.40	7/22/2026 2:00	3,900.74	8.78%▼
Geothermal	1,024.00	7/1/2026 16:55	1,234.20	6/29/2026 13:50	1,147.14	7.70%▼
Hydro	919.40	7/11/2026 9:45	2,166.90	7/14/2026 19:20	1,573.86	6.02%▼
Oil Based	1,959.20	6/27/2026 9:00	2,197.90	7/25/2026 3:05	2,104.88	1.87%▼
Wind	1.60	7/2/2026 8:35	313.80	7/11/2026 15:45	72.14	9.58%▲
Solar	0.00	6/26/2026 0:05	2,677.90	7/20/2026 11:00	706.27	6.32%▼
Biofuel	53.50	7/19/2026 15:40	107.70	6/27/2026 8:05	87.00	15.01%▼
Battery Storage	503.70	7/24/2026 8:15	668.10	6/30/2026 14:55	618.22	3.59%▼

PUBLIC

MARKET OUTCOME
CAPACITY PROFILE

26 June - 25 July 2026

Philippine Electricity Market Corporation

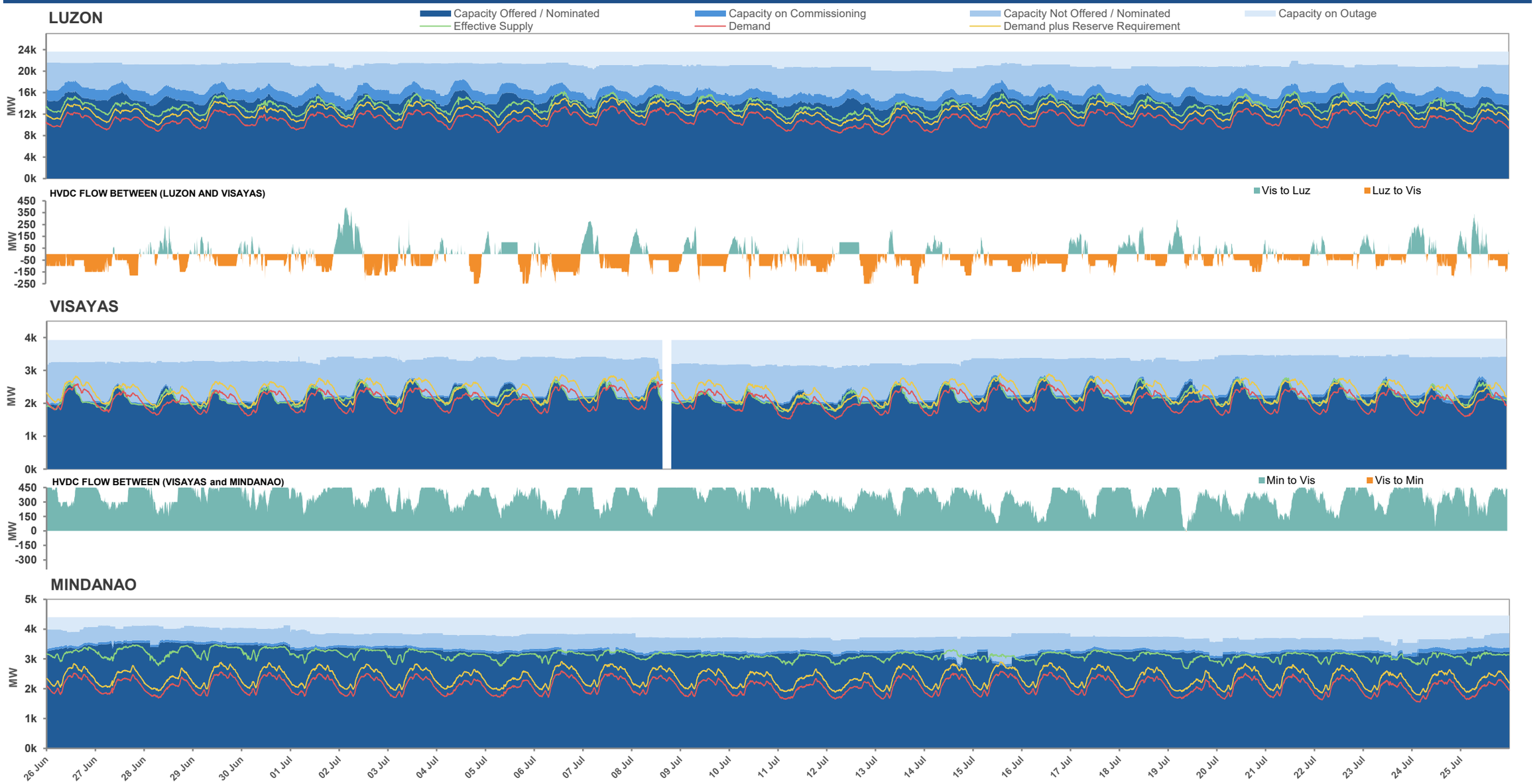

PUBLIC

MARKET OUTCOME
CAPACITY PROFILE
26 June - 25 July 2026

Philippine Electricity Market Corporation

HVDC Flow	Min (in MW)	Max (in MW)	Percent of Time	Month-on-Month %Change
Luz-Vis	0.40	250.00	65%	22.17%▼
Vis-Luz	0.10	399.31	32%	232.25%▲
Vis-Min	1.07	11.11	0%	28.57%▼
Min-Vis	1.85	450.00	100%	0.03%▲

**Note: The percent time represents the proportion of the total period during which the HVDCs were available and in operation.*

Particulars	Min (in MW)	Min Date and time Interval	Max (in MW)	Max Date and time Interval	Ave (in MW)	Month-on-Month %Change
Ramp Limited Capacity						
System	321.12	7/9/2026 20:10	5,734.37	7/5/2026 8:50	2,354.18	7.58%▼
Luzon	222.86	7/9/2026 20:40	4,643.20	7/5/2026 9:00	1,791.34	7.80%▼
Visayas	- 10.90	7/8/2026 13:55	424.90	7/6/2026 3:40	169.51	6.90%▲
Mindanao	- 45.26	7/15/2026 20:40	1,145.13	6/28/2026 8:10	385.15	12.21%▲

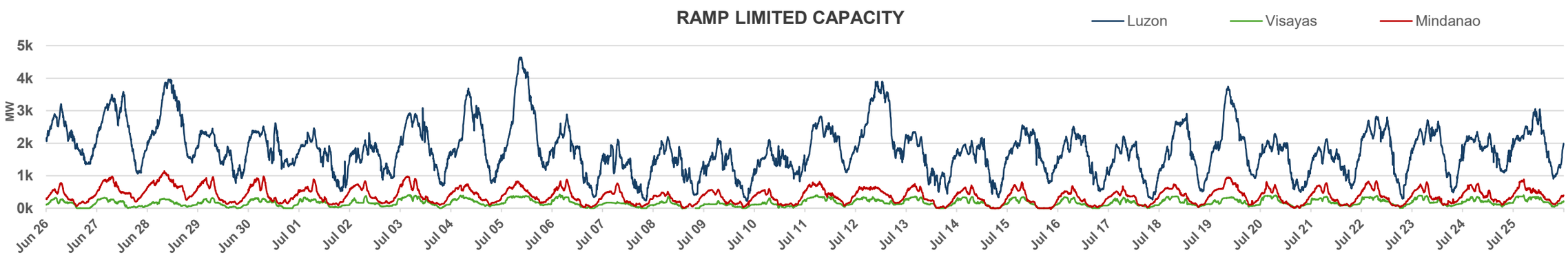

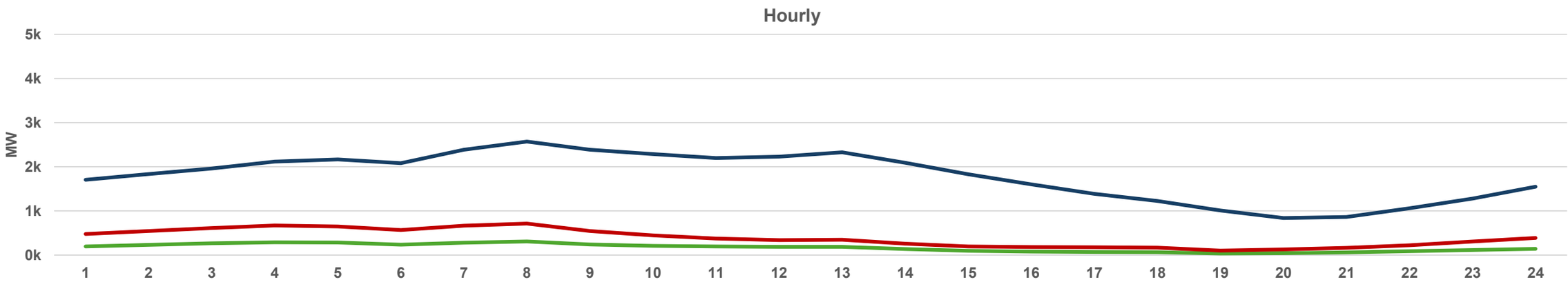

PUBLIC

MARKET OUTCOME

OUTAGE BY PLANT TYPE

26 June - 25 July 2026

Philippine Electricity Market Corporation

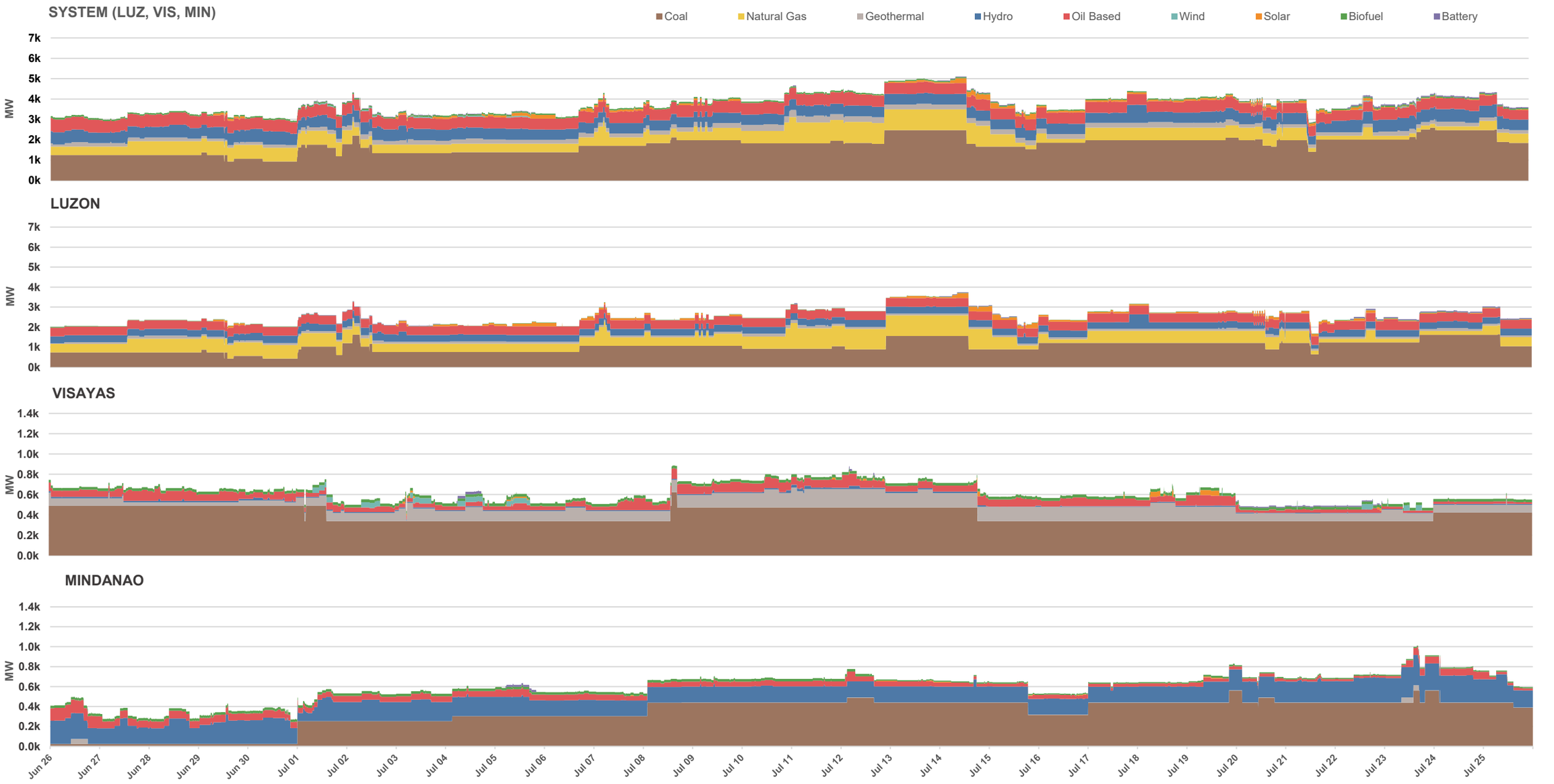

PUBLIC

MARKET OUTCOME

OUTAGE BY CATEGORY

26 June - 25 July 2026

Philippine Electricity Market Corporation

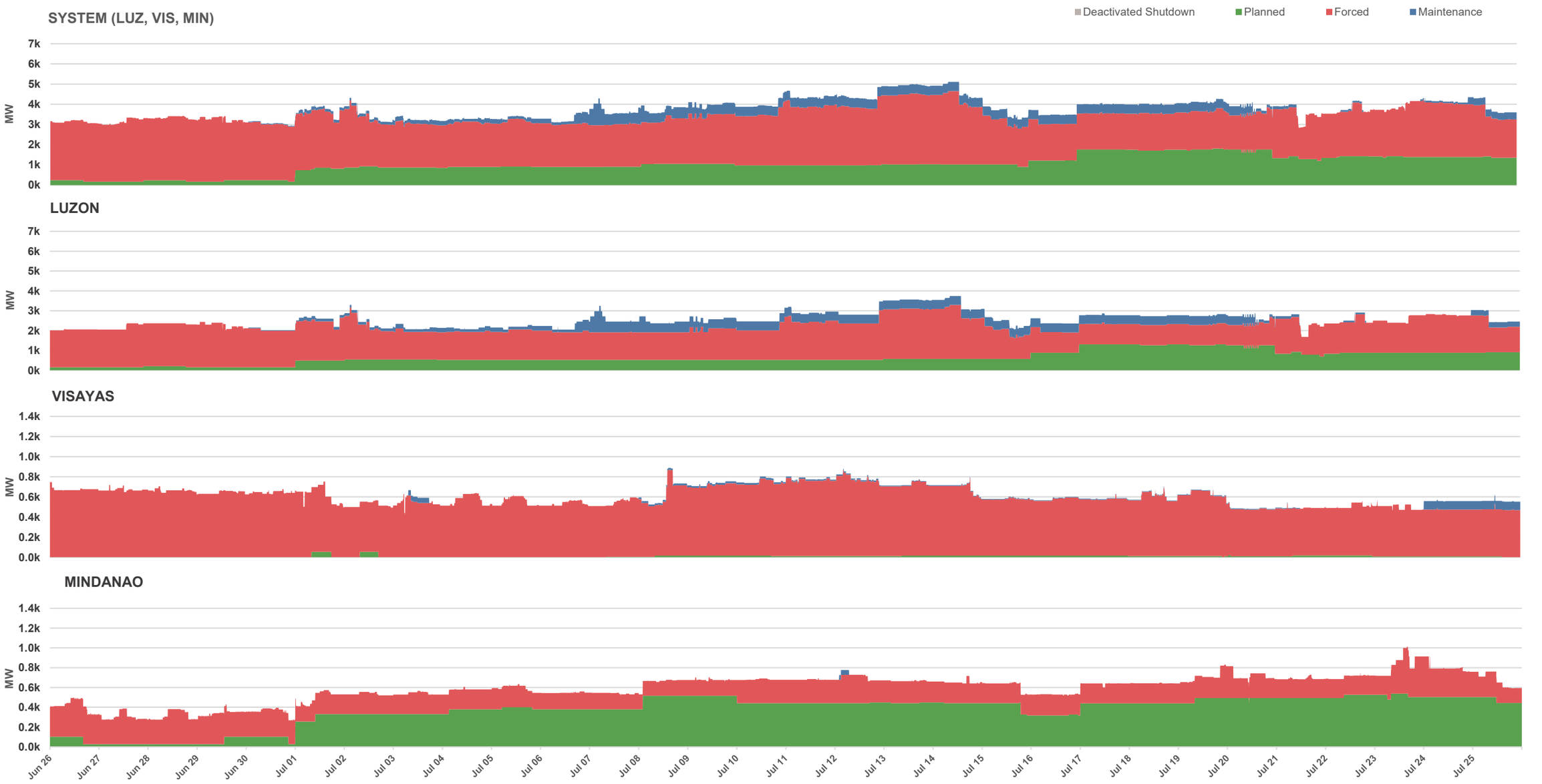

PUBLIC

MARKET OUTCOME
OUTAGE SUMMARY
26 June - 25 July 2026

Philippine Electricity Market Corporation

System

Particulars	Min		Max		Ave	Month-on-Month %Change
	(in MW)	Date and time Interval	(in MW)	Date and time Interval	(in MW)	
Coal	932.10	6/29/2026 12:35	2,594.00	7/24/2026 0:05	1,750.29	17.62%▲
Natural Gas	190.00	7/15/2026 13:55	1,291.00	7/10/2026 23:50	561.30	25.32%▲
Geothermal	69.23	6/29/2026 13:00	350.16	7/11/2026 0:30	212.51	106.77%▲
Hydro	364.90	7/20/2026 10:05	889.60	7/18/2026 0:30	546.74	18.61%▼
Oil Based	473.00	7/25/2026 17:40	661.60	7/12/2026 2:05	550.15	7.54%▲
Wind	36.70	6/26/2026 0:05	52.90	7/1/2026 8:05	51.89	81.71%▲
Solar	8.20	6/26/2026 0:05	285.90	7/14/2026 18:30	90.49	27.42%▲
Biofuel	49.40	7/17/2026 12:10	118.70	7/9/2026 6:25	63.84	15.70%▼
Battery Storage	10.00	6/26/2026 0:05	70.00	7/25/2026 12:15	29.67	1.83%▲

Luzon

Particulars	Min		Max		Ave	Month-on-Month %Change
	(in MW)	Date and time Interval	(in MW)	Date and time Interval	(in MW)	
Coal	420.00	6/29/2026 12:35	1,639.00	7/25/2026 7:30	1,020.35	52.55%▲
Natural Gas	190.00	7/15/2026 13:55	1,291.00	7/10/2026 23:50	561.30	25.32%▲
Geothermal	35.03	6/26/2026 0:05	155.03	7/1/2026 4:25	102.16	291.02%▲
Hydro	190.10	7/20/2026 8:55	723.10	7/17/2026 20:25	346.22	23.53%▼
Oil Based	435.50	6/26/2026 0:05	542.50	7/23/2026 0:05	437.19	0.31%▲
Wind						
Solar	15.30	6/26/2026 0:05	270.80	7/15/2026 0:05	90.33	9.72%▲
Biofuel	10.80	7/1/2026 10:05	66.60	7/9/2026 6:25	17.45	35.13%▼
Battery Storage	20.00	6/26/2026 0:05	70.00	7/25/2026 12:15	35.48	11.31%▼

Visayas

Particulars	Min		Max		Ave	Month-on-Month %Change
	(in MW)	Date and time Interval	(in MW)	Date and time Interval	(in MW)	
Coal	338.00	7/1/2026 4:10	623.00	7/8/2026 14:20	400.00	25.12%▼
Natural Gas						
Geothermal	5.70	7/3/2026 5:35	195.53	7/11/2026 0:30	107.11	41.05%▲
Hydro	0.90	7/15/2026 5:20	33.90	7/11/2026 4:35	10.99	6.64%▼
Oil Based	16.90	7/25/2026 15:05	126.50	7/12/2026 1:05	60.64	50.47%▲
Wind	36.70	6/26/2026 0:05	52.90	7/1/2026 8:05	51.89	1.31%▼
Solar	14.50	6/26/2026 0:05	70.10	7/18/2026 13:20	30.59	9.97%▲
Biofuel	26.90	6/26/2026 0:05	42.90	6/30/2026 11:05	27.06	6.35%▲
Battery Storage	10.00	6/26/2026 0:05	24.50	7/4/2026 6:05	12.31	7.08%▲

Mindanao

Particulars	Min		Max		Ave	Month-on-Month %Change
	(in MW)	Date and time Interval	(in MW)	Date and time Interval	(in MW)	
Coal	24.10	6/26/2026 0:05	558.80	7/19/2026 20:30	329.94	11.43%▲
Natural Gas						
Geothermal	3.60	6/26/2026 0:05	54.20	7/23/2026 8:15	5.53	31.59%▼
Hydro	82.00	7/1/2026 0:50	304.70	7/23/2026 8:05	189.55	8.53%▼
Oil Based	20.60	7/20/2026 23:00	137.30	6/26/2026 13:30	52.33	47.56%▲
Wind						
Solar	8.20	6/26/2026 0:05	8.20	7/7/2026 17:55	8.20	51.40%▼
Biofuel	11.70	7/12/2026 14:05	25.20	6/26/2026 0:05	19.33	17.33%▼
Battery Storage	20.00	6/26/2026 0:05	20.00	7/5/2026 5:10	20.00	18.75%▼

System

Particulars	Min		Max		Ave	Month-on-Month %Change
	(in MW)	Date and time Interval	(in MW)	Date and time Interval	(in MW)	
Planned	174.90	6/26/2026 16:20	1,809.40	7/19/2026 18:30	1,014.79	125.19%▲
Maintenance	6.50	6/26/2026 0:05	1,328.00	7/7/2026 5:10	348.48	560.04%▲
Forced	1,555.42	7/21/2026 12:45	3,627.36	7/14/2026 8:50	2,457.43	5.58%▼
Deactivated Shutdown						

Luzon

Particulars	Min		Max		Ave	Month-on-Month %Change
	(in MW)	Date and time Interval	(in MW)	Date and time Interval	(in MW)	
Planned	147.40	6/26/2026 0:05	1,305.00	7/17/2026 0:05	636.08	86.93%▲
Maintenance	37.40	6/26/2026 0:05	1,328.00	7/7/2026 5:10	348.91	561.45%▲
Forced	899.73	7/21/2026 12:45	2,724.23	7/14/2026 8:50	1,638.07	12.34%▲
Deactivated Shutdown						

Visayas

Particulars	Min		Max		Ave	Month-on-Month %Change
	(in MW)	Date and time Interval	(in MW)	Date and time Interval	(in MW)	
Planned	4.00	6/26/2026 0:05	52.90	7/1/2026 8:05	13.96	
Maintenance	6.50	6/26/2026 0:05	83.20	7/24/2026 0:45	20.12	63.84%▼
Forced	419.10	7/3/2026 5:55	855.63	7/12/2026 4:35	594.26	13.97%▼
Deactivated Shutdown						

Mindanao

Particulars	Min		Max		Ave	Month-on-Month %Change
	(in MW)	Date and time Interval	(in MW)	Date and time Interval	(in MW)	
Planned	27.50	6/26/2026 16:20	537.40	7/23/2026 8:05	369.85	235.15%▲
Maintenance	49.00	6/26/2026 0:05	49.00	7/12/2026 2:05	49.00	
Forced	139.80	7/8/2026 8:35	472.50	7/23/2026 15:45	225.09	50.39%▼
Deactivated Shutdown						

PUBLIC

MARKET OUTCOME

MARKET PRICE

26 June - 25 July 2026

Philippine Electricity Market Corporation

SYSTEM (LUZ, VIS, MIN)

Min		Max		Ave	Month-on-Month % Change
(PHP/MWh)	Date and time Interval	(PHP/MWh)	Date and time Interval	(PHP/MWh)	
-10,248.99	7/14/2026 9:05	34,110.62	7/7/2026 20:35	8,726.70	13.04%▼

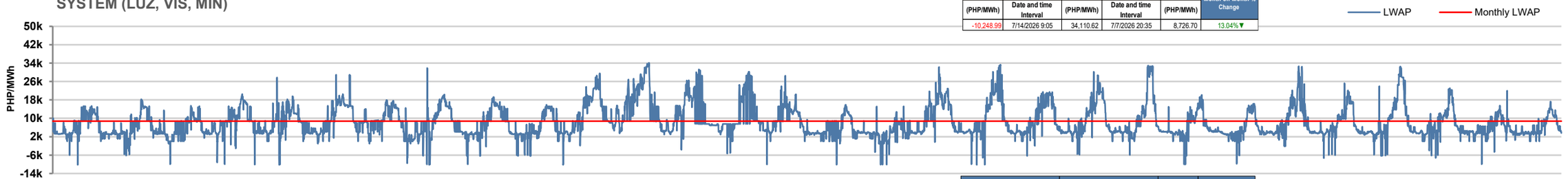

LUZON

Min		Max		Ave	Month-on-Month % Change
(PHP/MWh)	Date and time Interval	(PHP/MWh)	Date and time Interval	(PHP/MWh)	
-10,332.09	7/23/2026 9:05	34,476.14	7/7/2026 19:50	7,614.75	8.93%▼

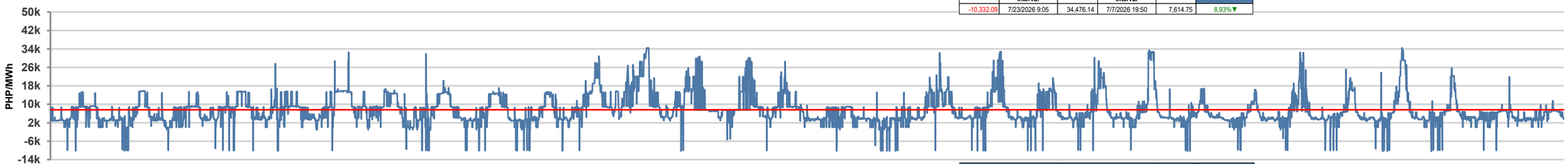

VISAYAS

Min		Max		Ave	Month-on-Month % Change
(PHP/MWh)	Date and time Interval	(PHP/MWh)	Date and time Interval	(PHP/MWh)	
-10,213.35	6/26/2026 12:00	34,308.48	7/15/2026 16:45	12,126.37	20.49%▼

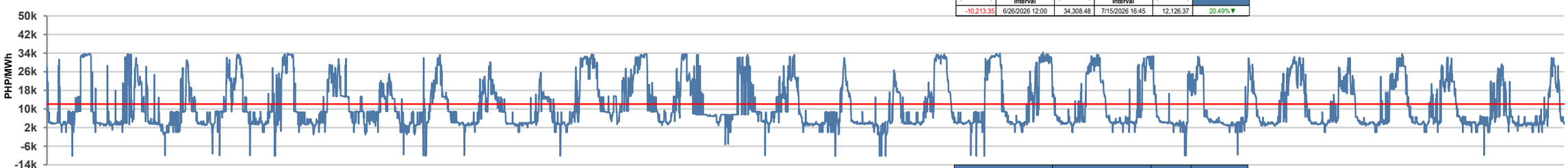

MINDANAO

Min		Max		Ave	Month-on-Month % Change
(PHP/MWh)	Date and time Interval	(PHP/MWh)	Date and time Interval	(PHP/MWh)	
-10,952.85	7/18/2026 12:35	35,560.94	7/14/2026 20:20	11,143.35	18.06%▼

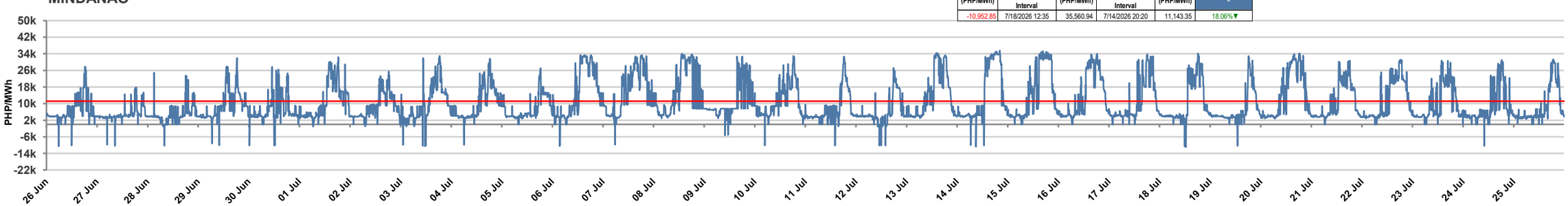

PUBLIC

MARKET OUTCOME
PRICING CONDITION
26 June - 25 July 2026

Philippine Electricity Market Corporation

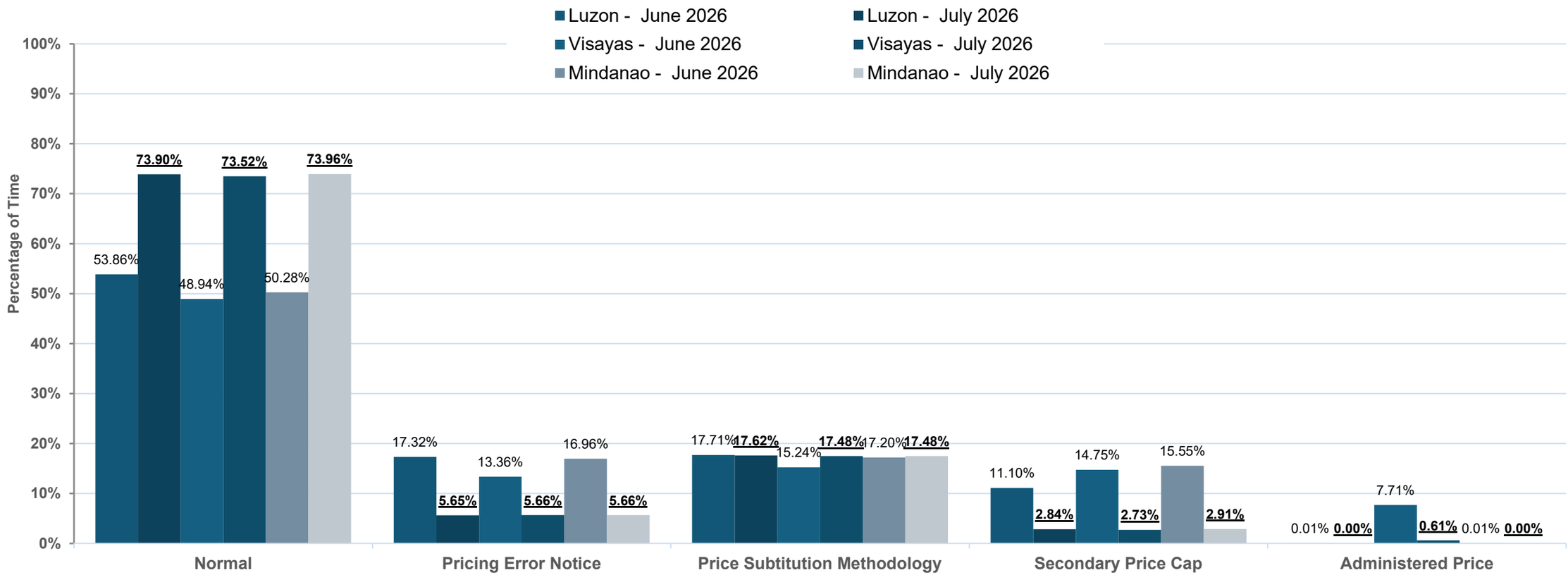

		Normal		Pricing Error Notice		Price Substitution Methodology		Secondary Price Cap		Administered Price	
Region/Grid	Billing Month	Count/Total No. of Trading Interval/s	%	Count/Total No. of Trading Interval/s	%	Count/Total No. of Trading Interval/s	%	Count/Total No. of Trading Interval/s	%	Count/Total No. of Trading Interval/s	%
Luzon	June 2026	4,809	53.86%	1,546	17.32%	1,581	17.71%	991	11.10%	1	0.01%
	July 2026	6,385	73.90%	488	5.65%	1,522	17.62%	245	2.84%	0	0.00%
Visayas	June 2026	4,369	48.94%	1,193	13.36%	1,361	15.24%	1,317	14.75%	688	7.71%
	July 2026	6,352	73.52%	489	5.66%	1,510	17.48%	236	2.73%	53	0.61%
Mindanao	June 2026	4,489	50.28%	1,514	16.96%	1,536	17.20%	1,388	15.55%	1	0.01%
	July 2026	6,390	73.96%	489	5.66%	1,510	17.48%	251	2.91%	0	0.00%

PUBLIC

MARKET OUTCOME
SPOT EXPOSURE

26 June - 25 July 2026

Philippine Electricity Market Corporation

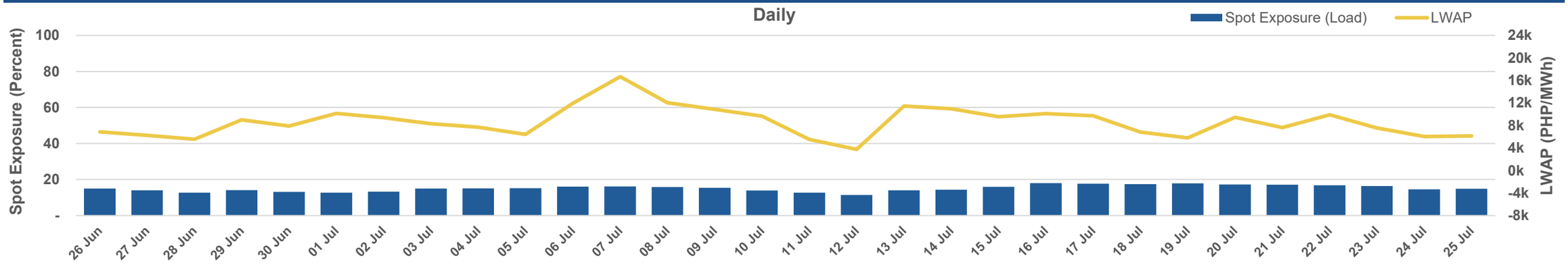

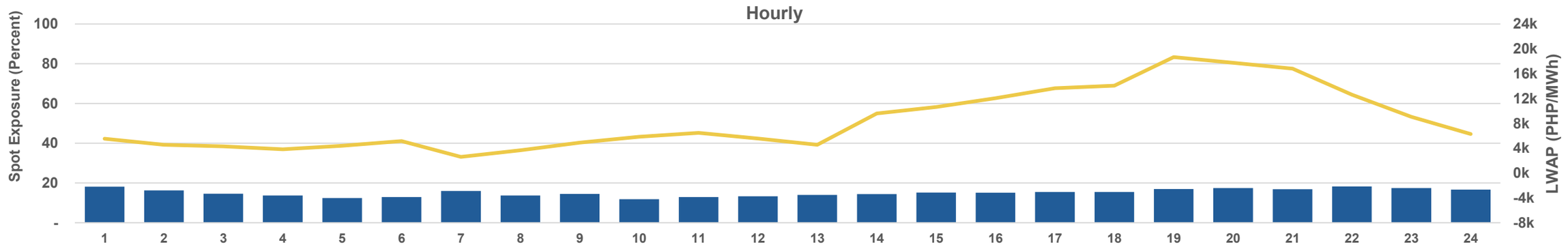

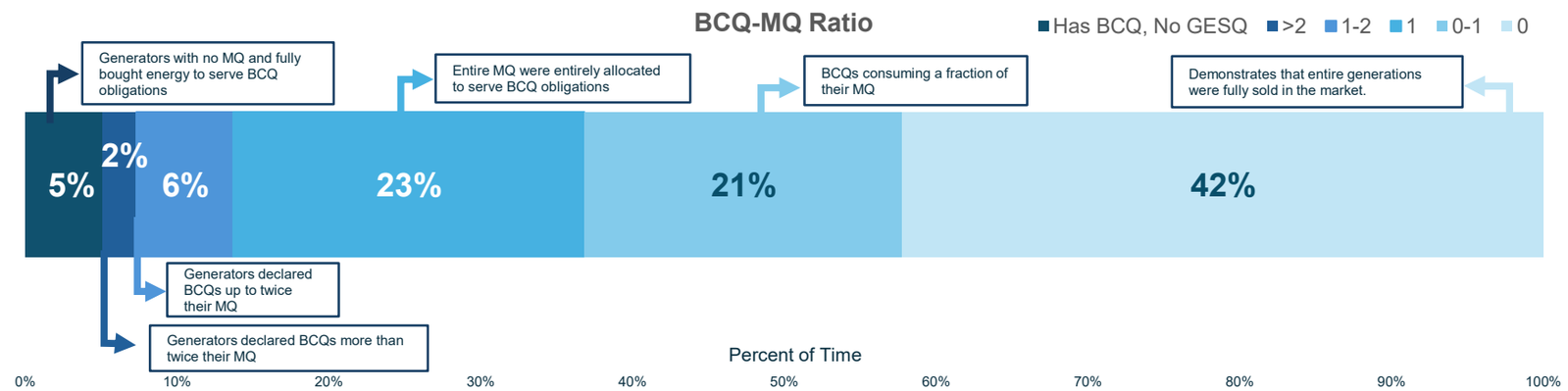

Legend	% of Time	Remarks
Has BCQ, No GESQ	5%	Generators with no MQ and fully bought energy to serve BCQ obligations
>2	2%	Generators declared BCQs more than twice their MQ
1-2	6%	Generators declared BCQs up to twice their MQ
1	23%	Entire MQ were entirely allocated to serve BCQ obligations
0-1	21%	BCQs consuming a fraction of their MQ
0	42%	Demonstrates that entire generations were fully sold in the market.

Note: The graph is derived from the occurrences of the BCQ-MQ ratio over time per generator trading interval.

PUBLIC

MARKET OUTCOME
STRUCTURAL COMPETITION

26 June - 25 July 2026

Philippine Electricity Market Corporation

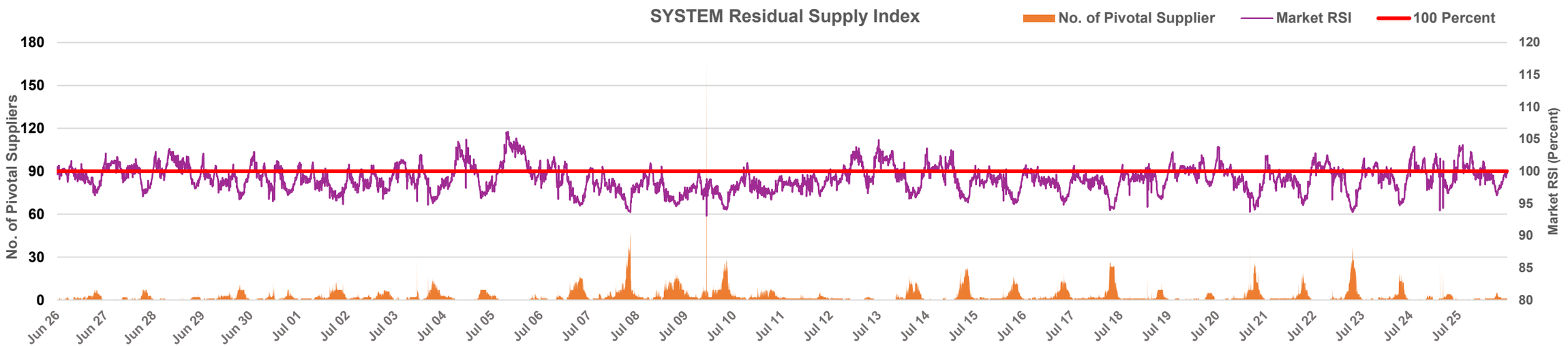

RSI		Price (PHP/MWh)	Time Interval
Max	106.17	-	7/5/2026 7:50
Min	93.07	5,125.31	7/9/2026 10:30

Price (PHP/MWh)		RSI	Time Interval
Max	34,110.62	93.62	7/7/2026 20:35
Min	-10,248.99	102.26	7/14/2026 9:05

Pivotal Supplier		Time Interval
Max	171	7/9/2026 10:30

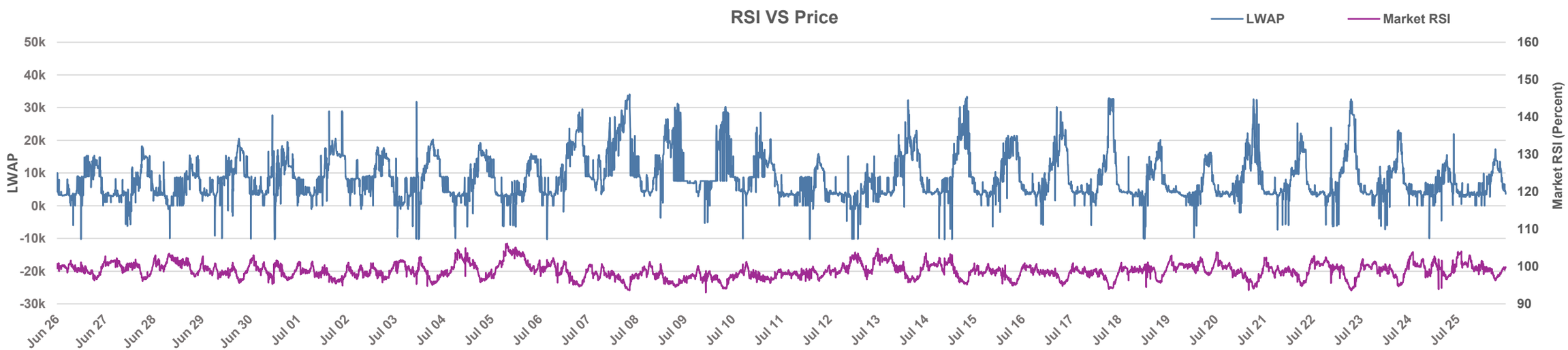

PUBLIC

MARKET OUTCOME
STRUCTURAL COMPETITION

26 June - 25 July 2026

Philippine Electricity Market Corporation

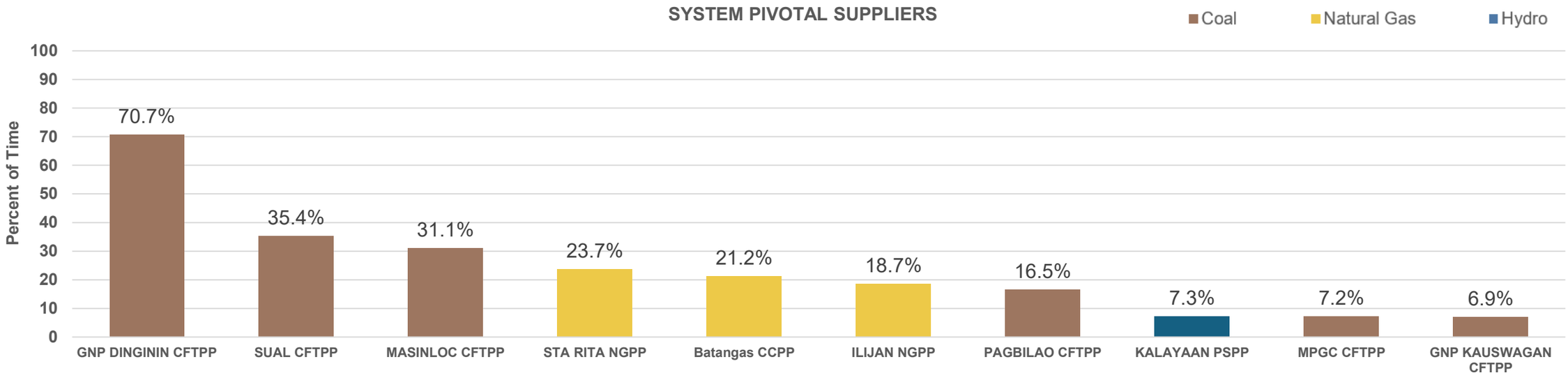

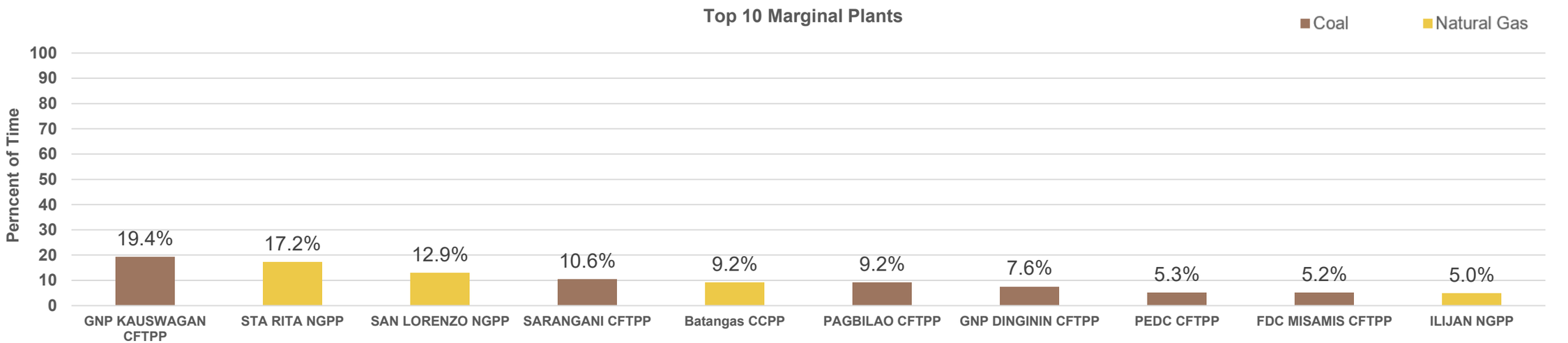

PUBLIC

MARKET OUTCOME
OFFERS
26 June - 25 July 2026

Philippine Electricity Market Corporation

BATTERY

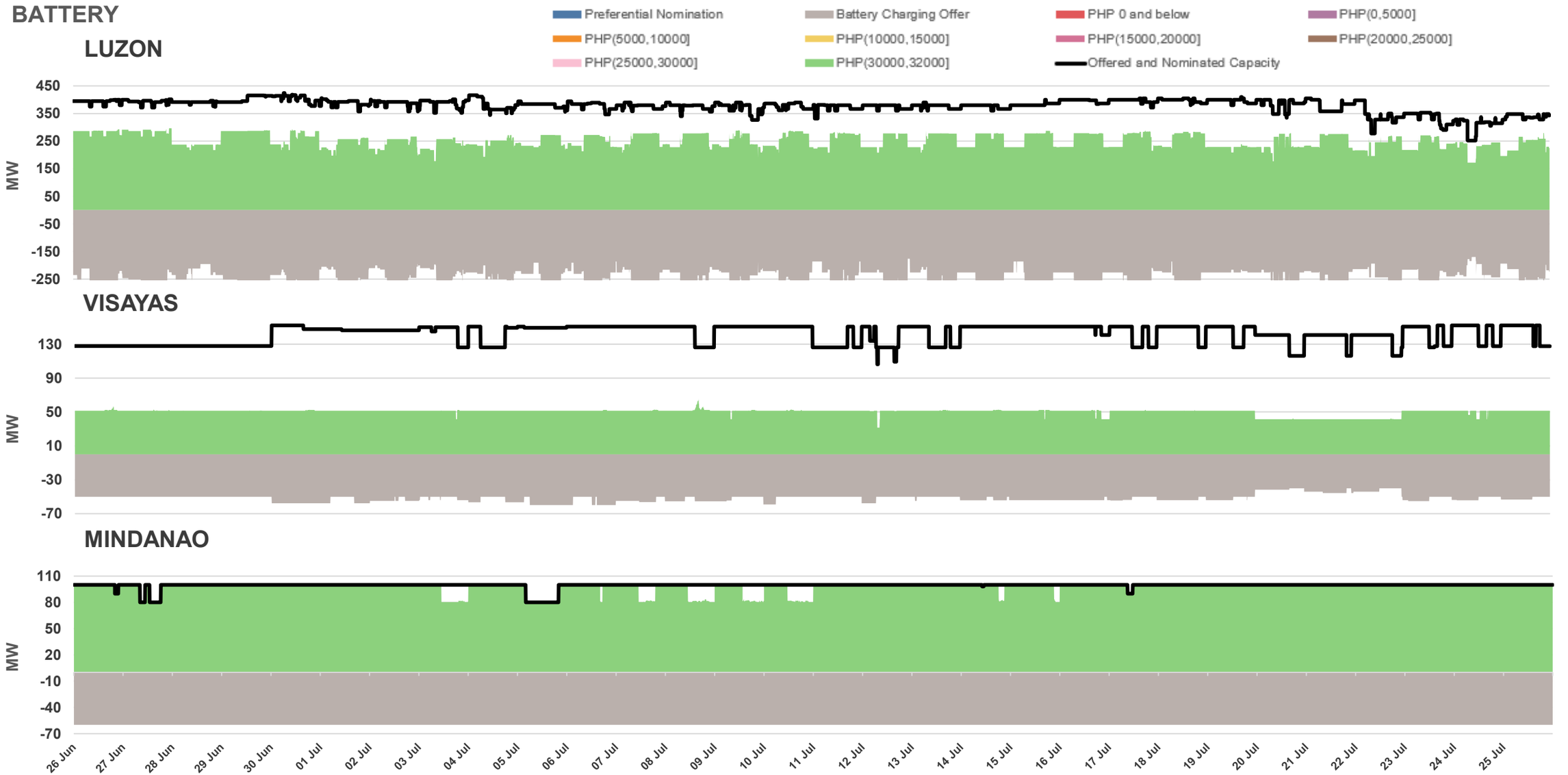

PUBLIC

MARKET OUTCOME
OFFERS
26 June - 25 July 2026

Philippine Electricity Market Corporation

COAL

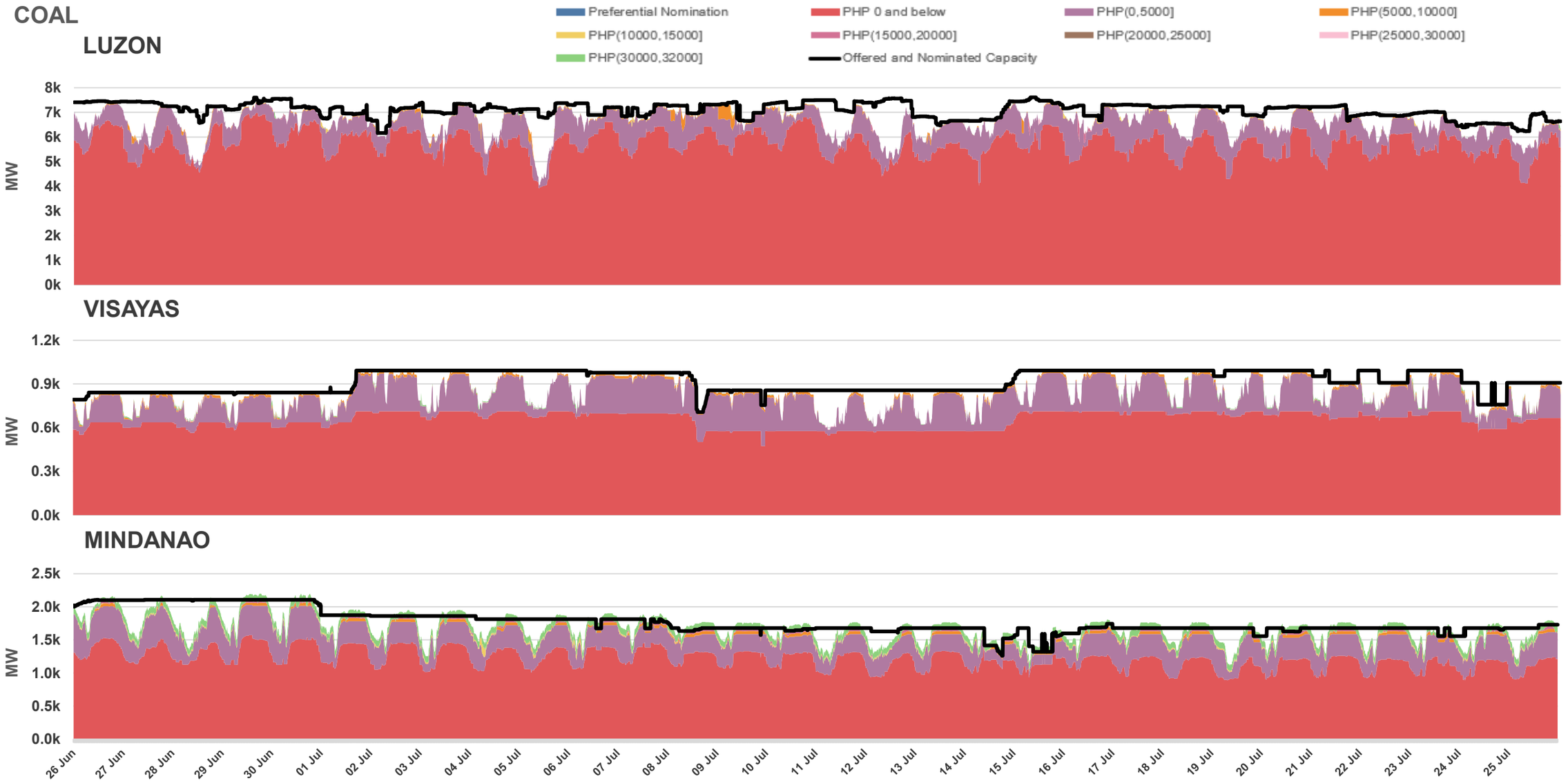

PUBLIC

MARKET OUTCOME
OFFERS
26 June - 25 July 2026

Philippine Electricity Market Corporation

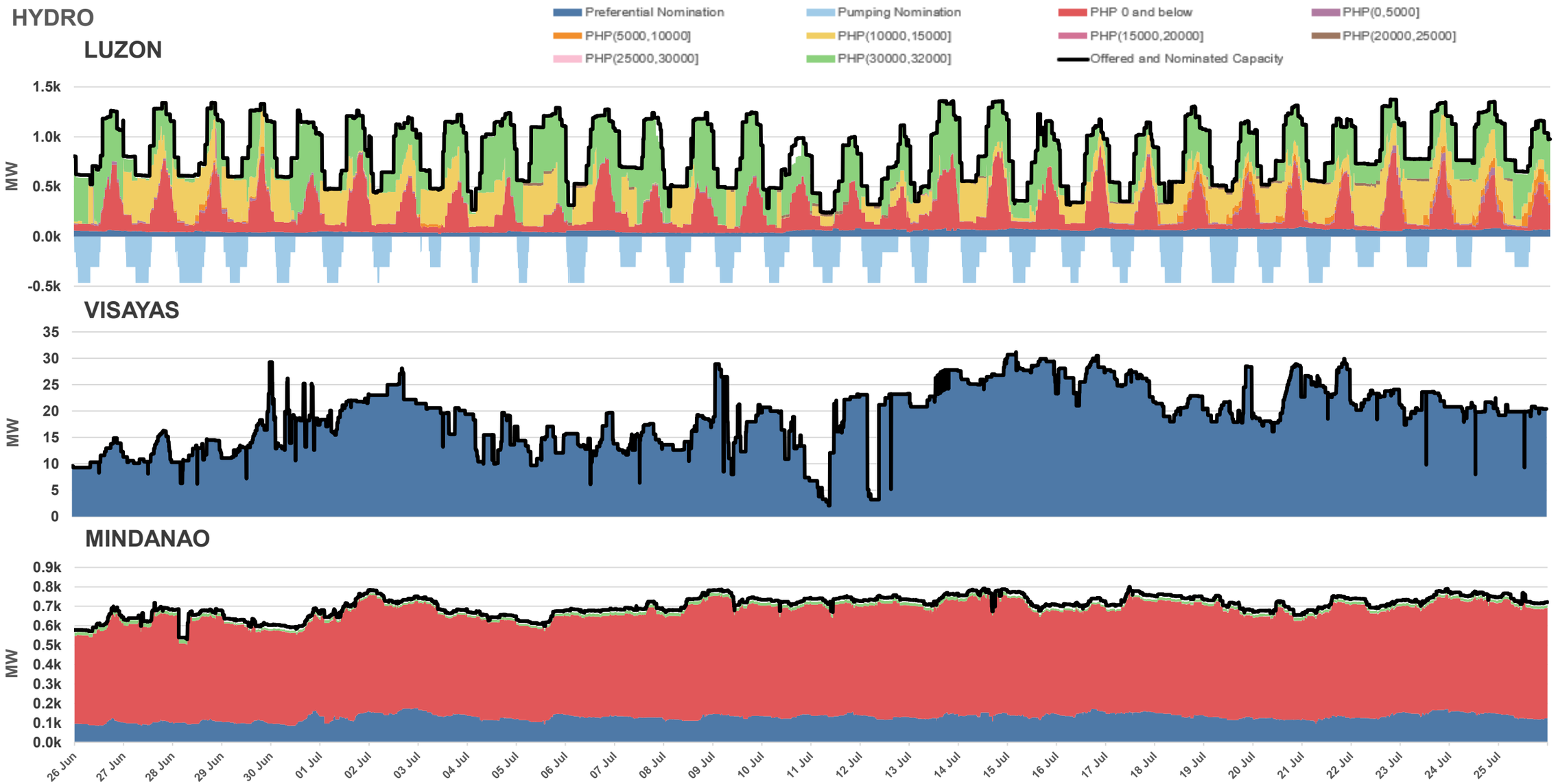

PUBLIC

MARKET OUTCOME
OFFERS
26 June - 25 July 2026

Philippine Electricity Market Corporation

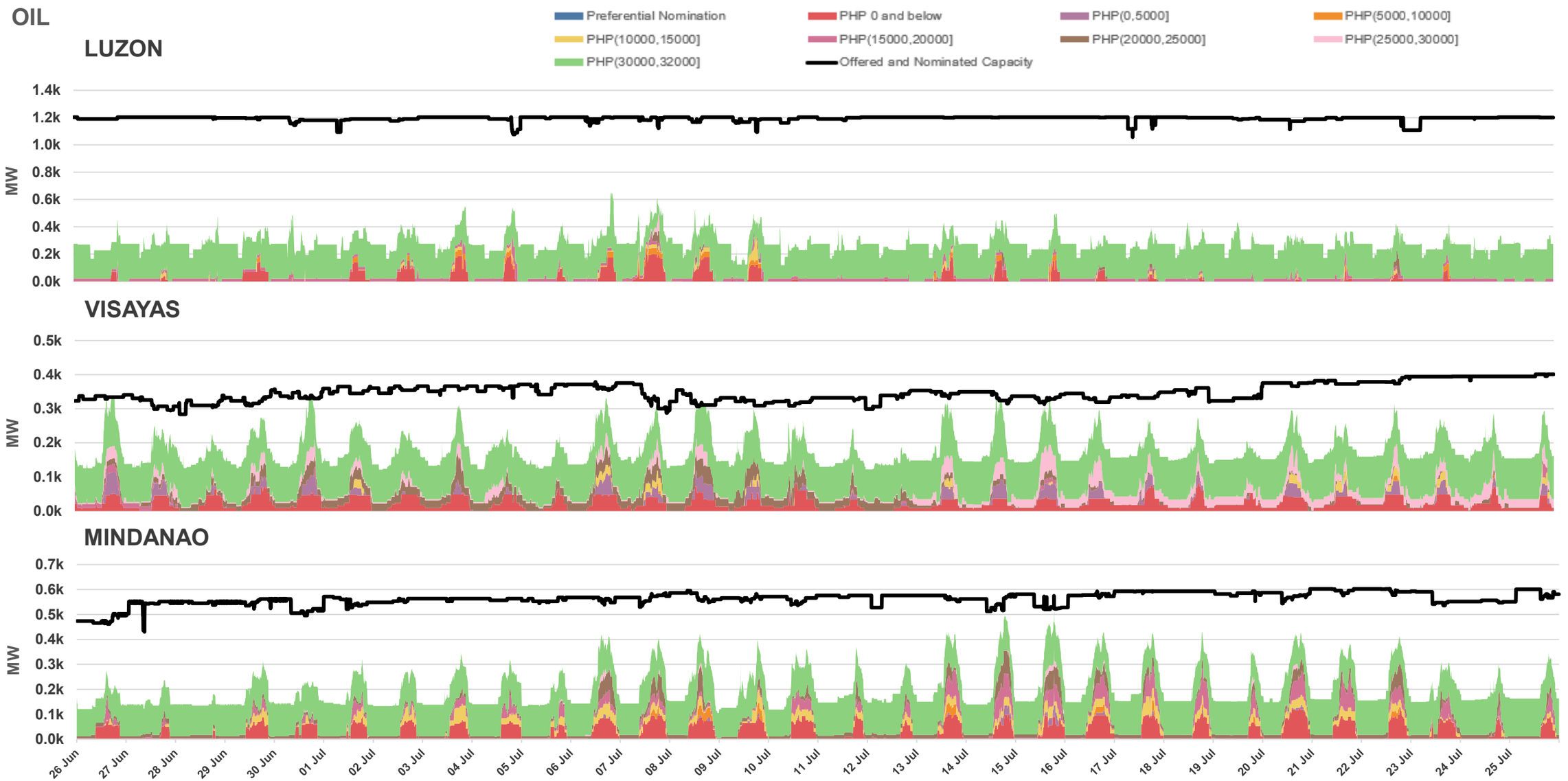

PUBLIC

RESERVE MARKET

AT A GLANCE

26 June - 25 July 2026

Reserve Total Registered Capacity (in MW)

5,732.30

17.87% of the total Registered Capacity

Previous Month: 5,775.30

0.74% ▼

		LUZON		VISAYAS		MINDANAO	
		Max Registered Capacity per Reserve Category (in MW)	Average Price (in PHP/MWh)	Max Registered Capacity per Reserve Category (in MW)	Average Price (in PHP/MWh)	Max Registered Capacity per Reserve Category (in MW)	Average Price (in PHP/MWh)
Regulating	Up	3,660.70	13,643.04	510.00	18,937.65	490.38	22,451.51
	Down		12,452.52		18,829.78		21,996.59
Contingency		3,301.50	7,830.94	559.50	11,382.05	835.48	4,441.99
Dispatchable		2,834.00	4,480.98	415.00	4,152.85	906.90	299.59

PUBLIC

MARKET OUTCOME
RESERVE MARKET

26 June - 25 July 2026

Philippine Electricity Market Corporation

LUZON - REGULATING UP

Requirement and Schedule

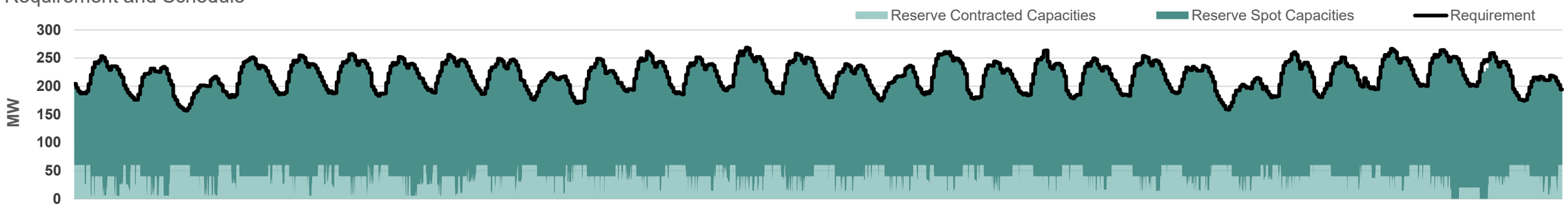

Offers

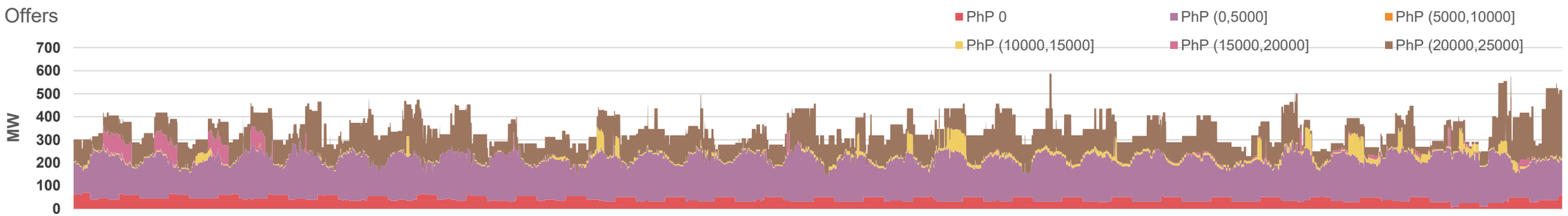

Price

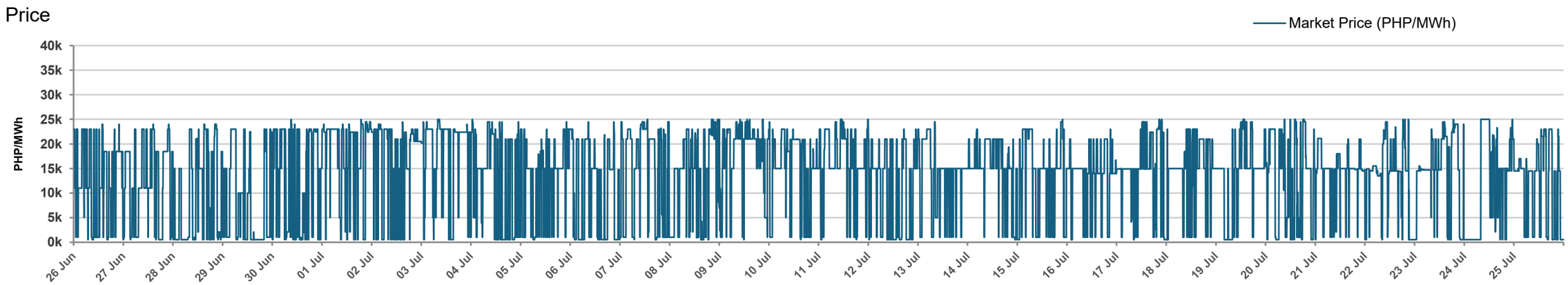

PUBLIC

MARKET OUTCOME
RESERVE MARKET

26 June - 25 July 2026

Philippine Electricity Market Corporation

LUZON - REGULATING DOWN

Requirement and Schedule

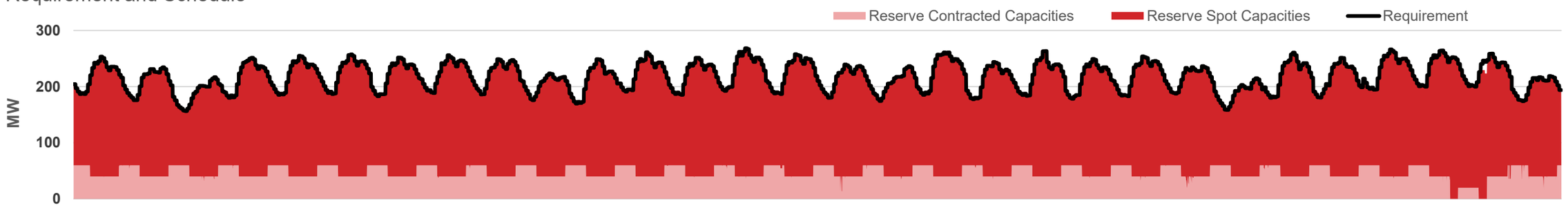

Offers

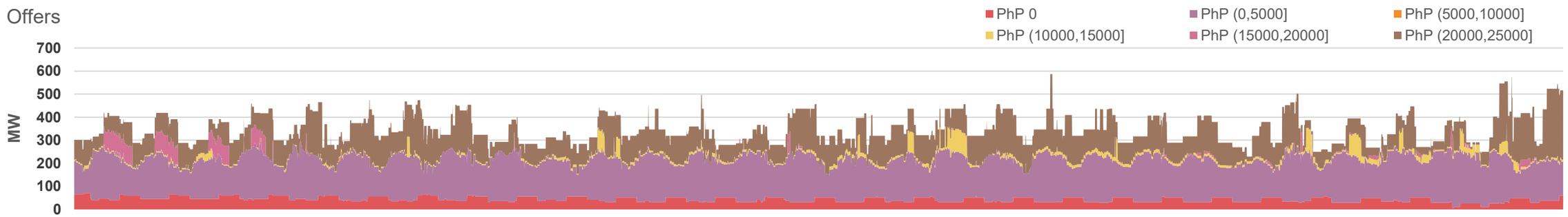

Price

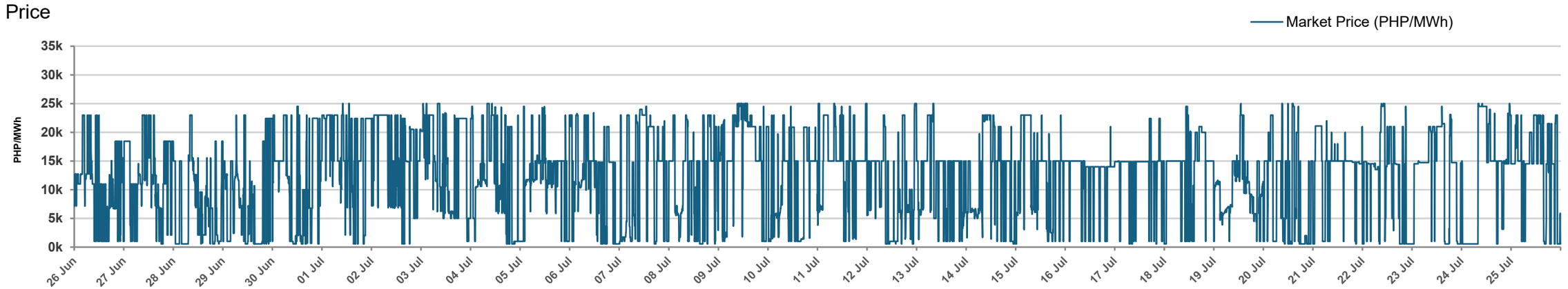

PUBLIC

MARKET OUTCOME
RESERVE MARKET

26 June - 25 July 2026

Philippine Electricity Market Corporation

LUZON - CONTINGENCY

Requirement and Schedule

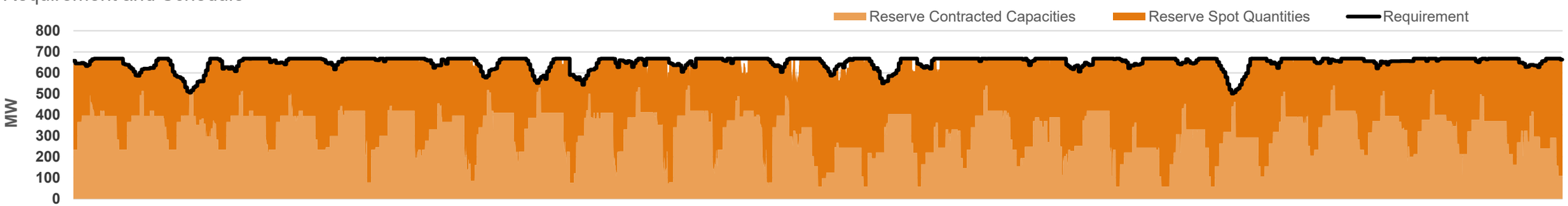

Offers

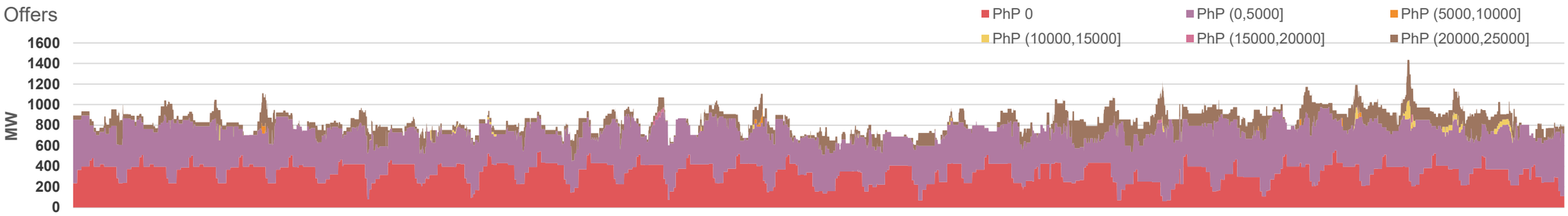

Price

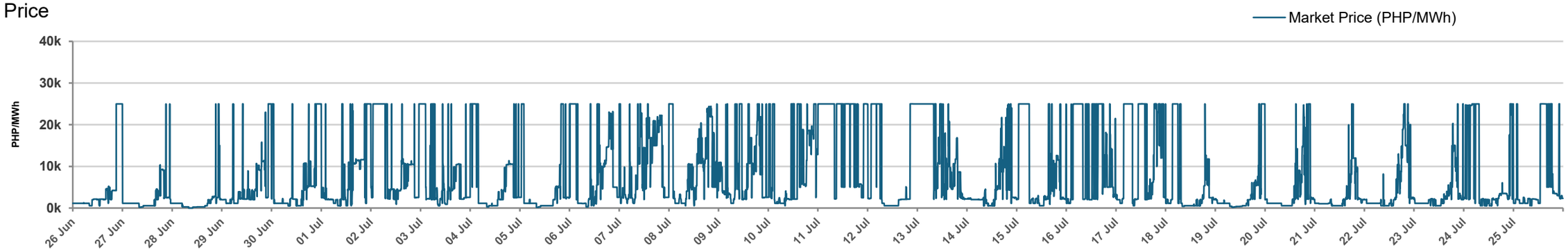

PUBLIC

MARKET OUTCOME
RESERVE MARKET

26 June - 25 July 2026

Philippine Electricity Market Corporation

LUZON - DISPATCHABLE

Requirement and Schedule

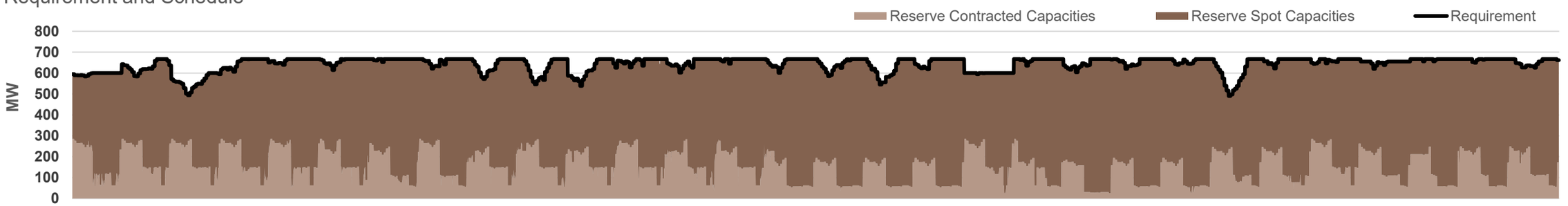

Offers

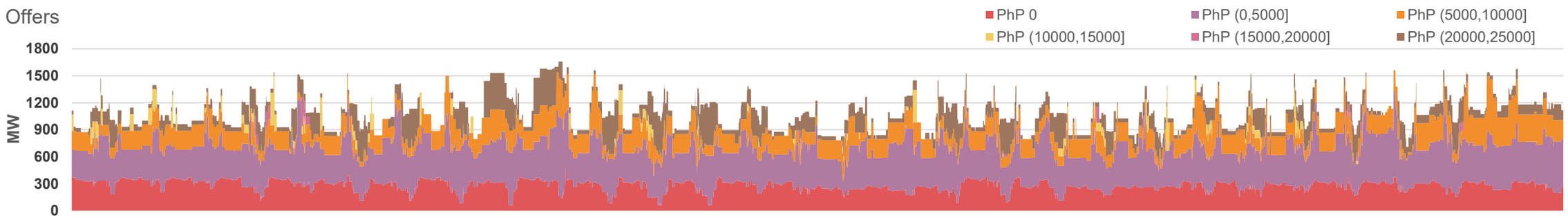

Price

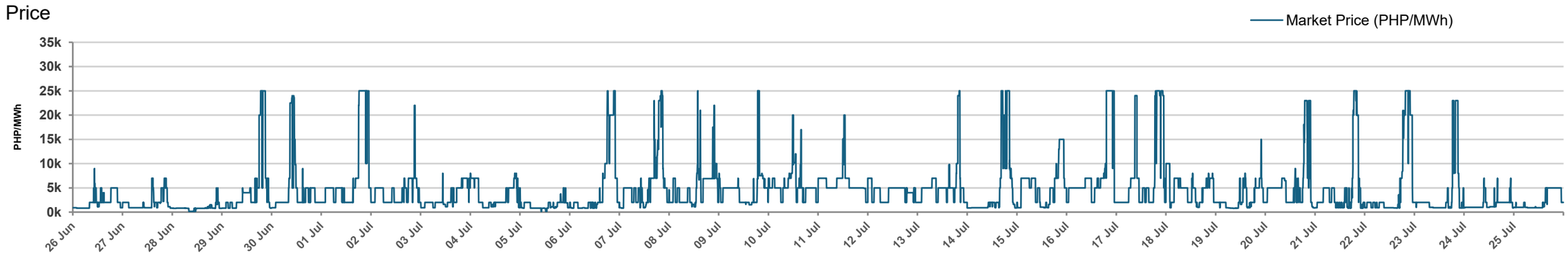

PUBLIC

MARKET OUTCOME
RESERVE MARKET

26 June - 25 July 2026

Philippine Electricity Market Corporation

VISAYAS - REGULATING UP

Requirement and Schedule

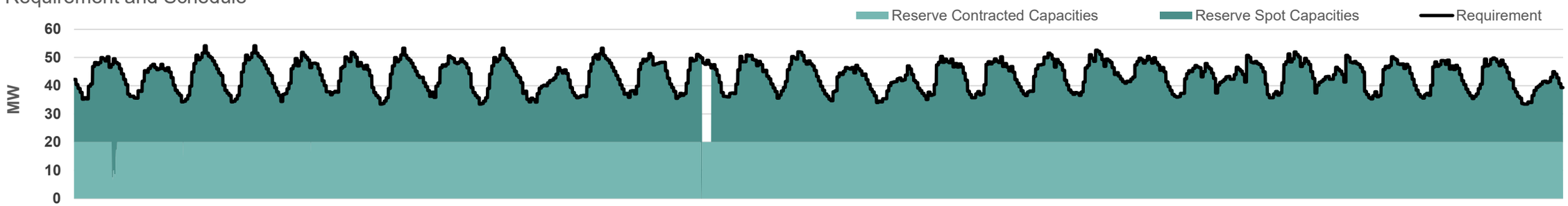

Offers

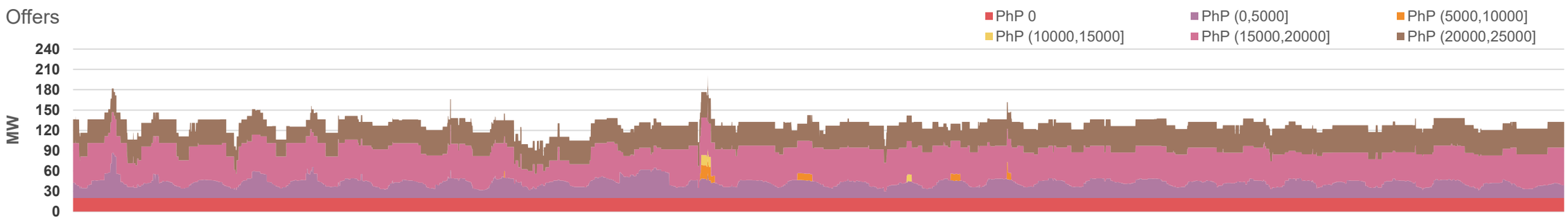

Price

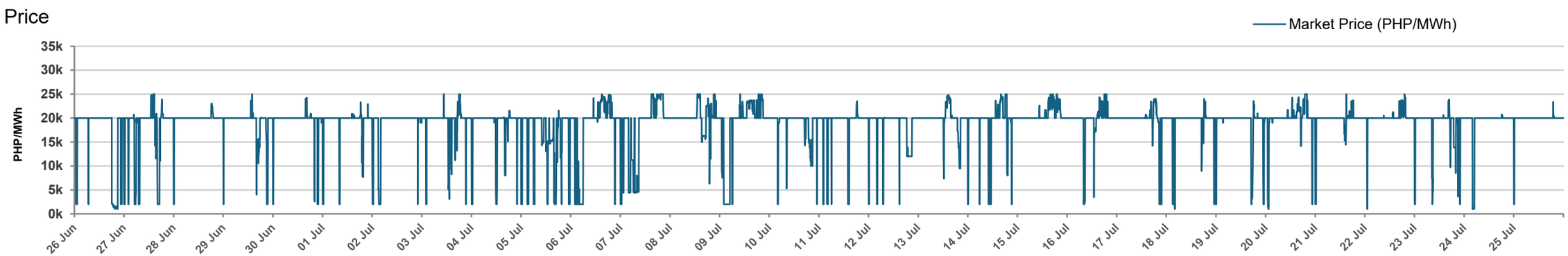

PUBLIC

MARKET OUTCOME
RESERVE MARKET

26 June - 25 July 2026

Philippine Electricity Market Corporation

VISAYAS - REGULATING DOWN

Requirement and Schedule

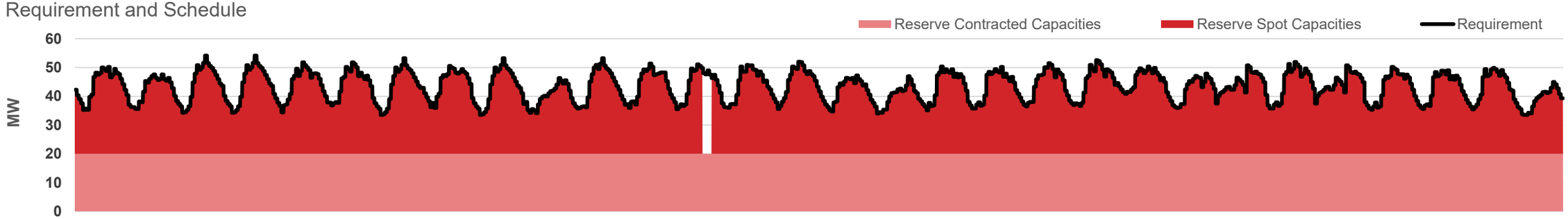

Offers

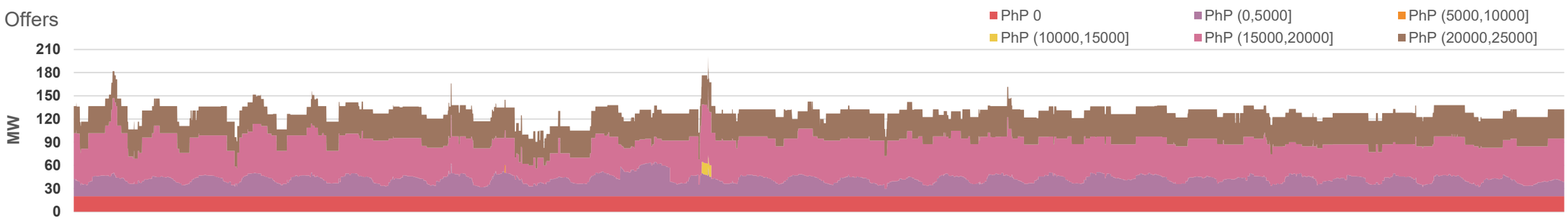

Price

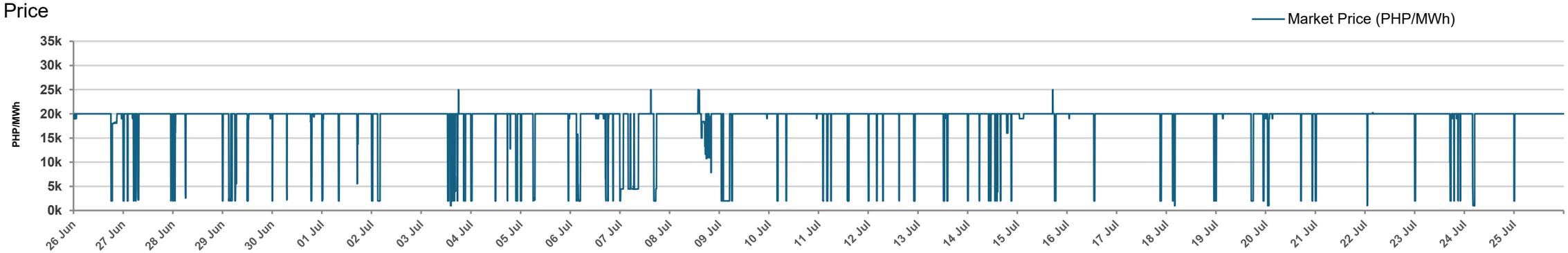

PUBLIC

MARKET OUTCOME
RESERVE MARKET

26 June - 25 July 2026

Philippine Electricity Market Corporation

VISAYAS - CONTINGENCY

Requirement and Schedule



Offers

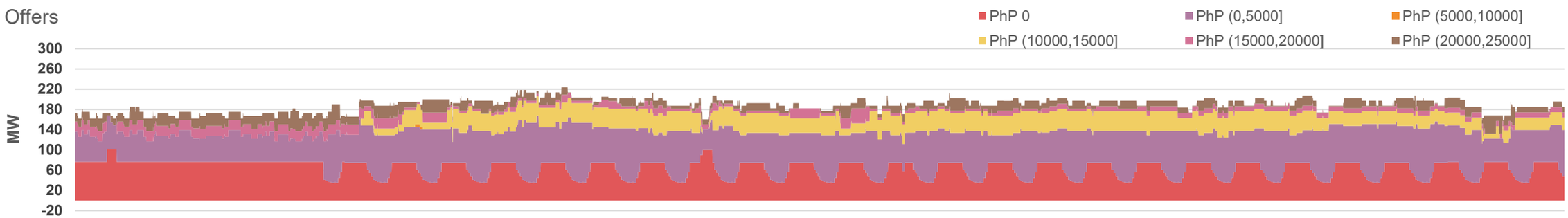

Price

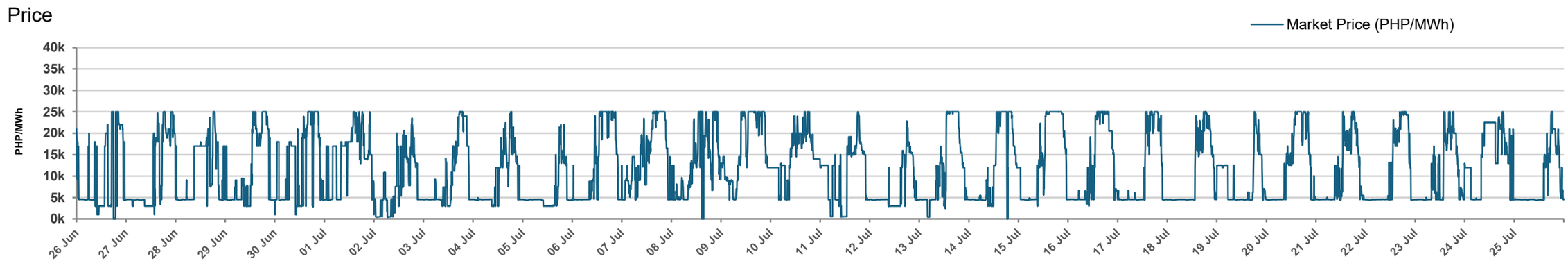

PUBLIC

MARKET OUTCOME
RESERVE MARKET

26 June - 25 July 2026

Philippine Electricity Market Corporation

VISAYAS - DISPATCHABLE

Requirement and Schedule

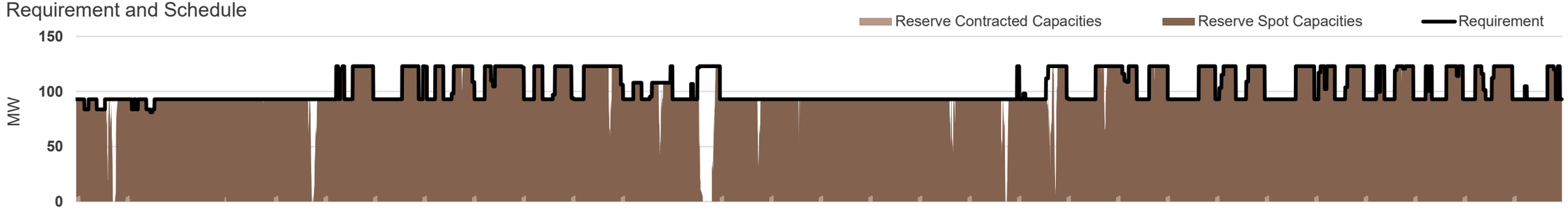

Offers

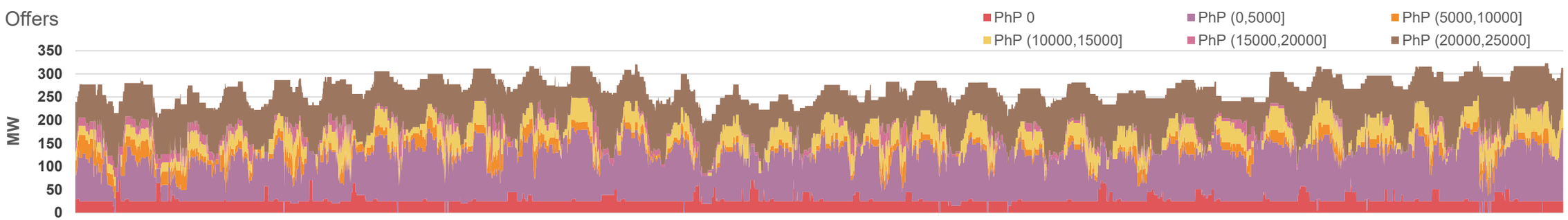

Price

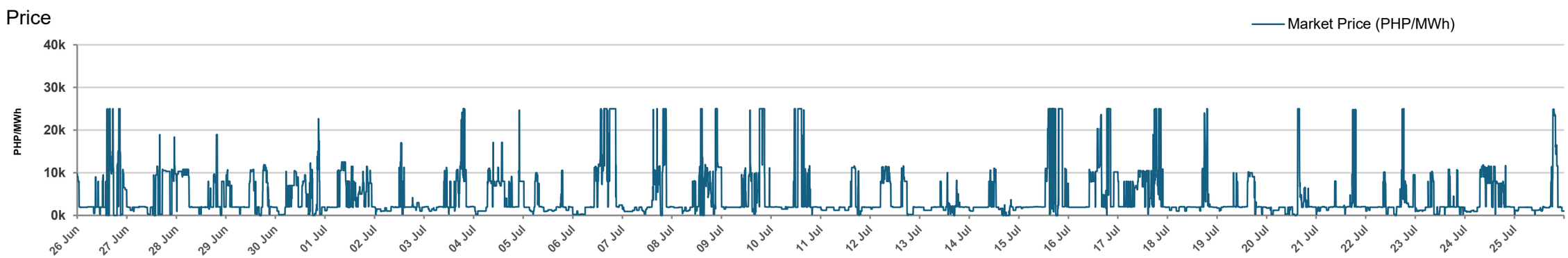

PUBLIC

MARKET OUTCOME
RESERVE MARKET

26 June - 25 July 2026

Philippine Electricity Market Corporation

MINDANAO - REGULATING UP

Requirement and Schedule

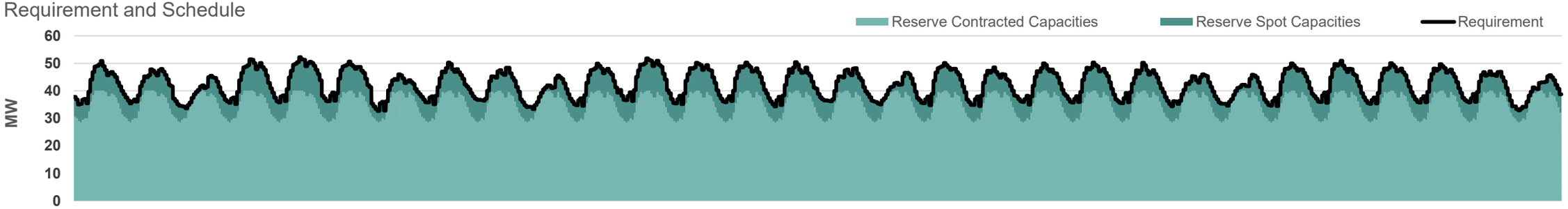

Offers

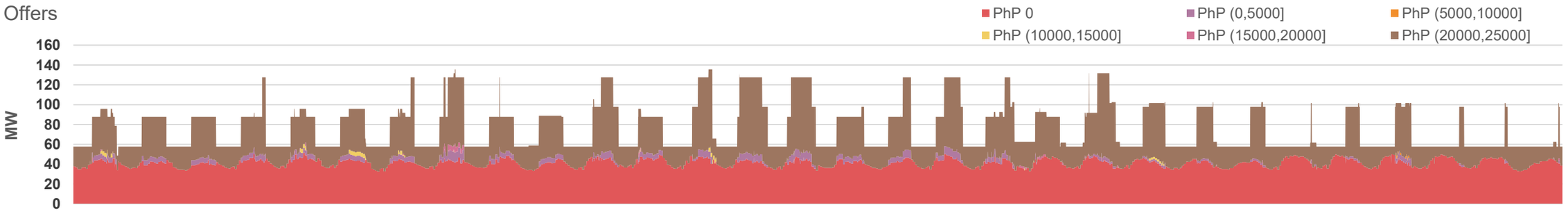

Price

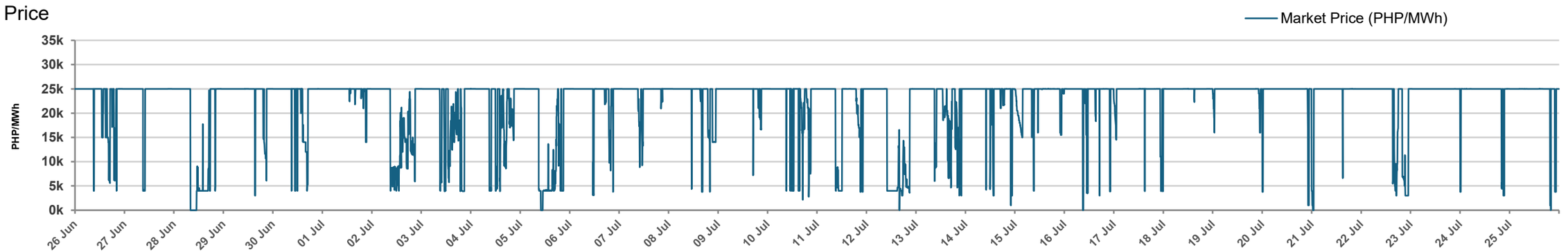

PUBLIC

MARKET OUTCOME
RESERVE MARKET

26 June - 25 July 2026

Philippine Electricity Market Corporation

MINDANAO - REGULATING DOWN

Requirement and Schedule

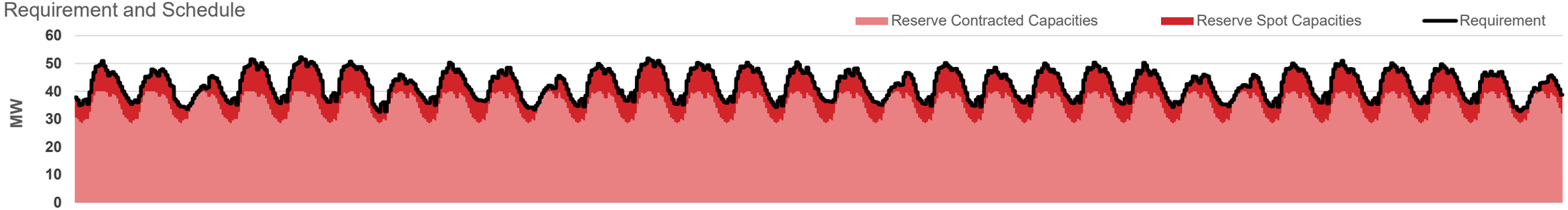

Offers

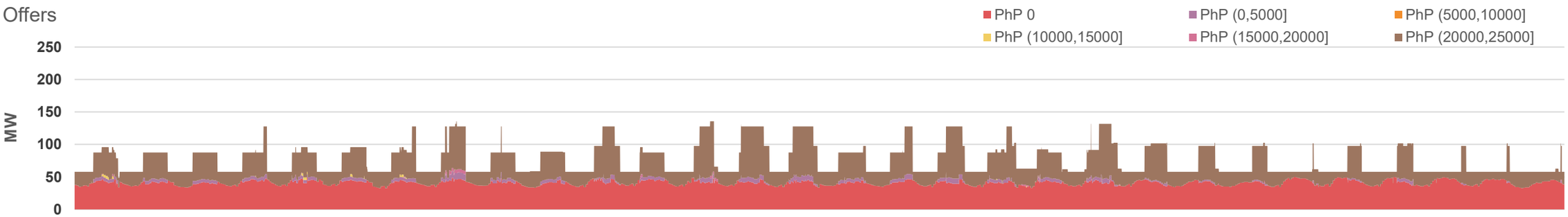

Price

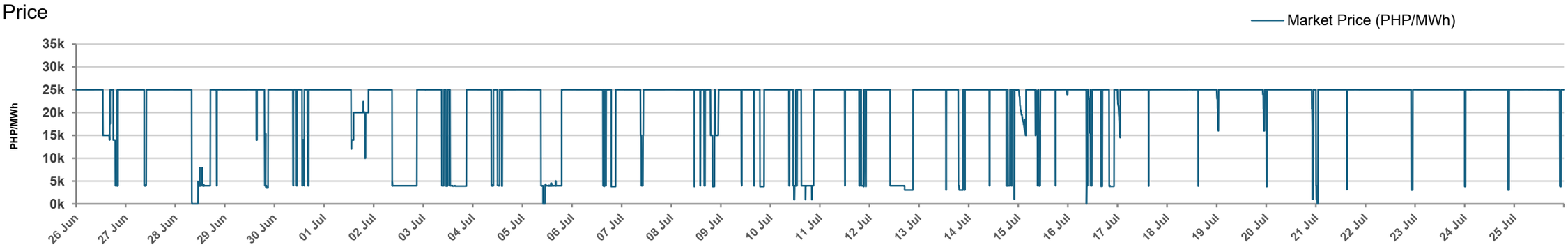

PUBLIC

MARKET OUTCOME
RESERVE MARKET

26 June - 25 July 2026

Philippine Electricity Market Corporation

MINDANAO - CONTINGENCY

Requirement and Schedule

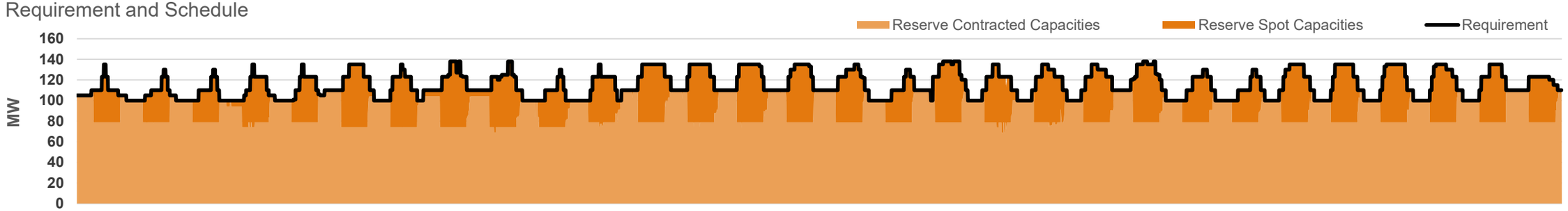

Offers

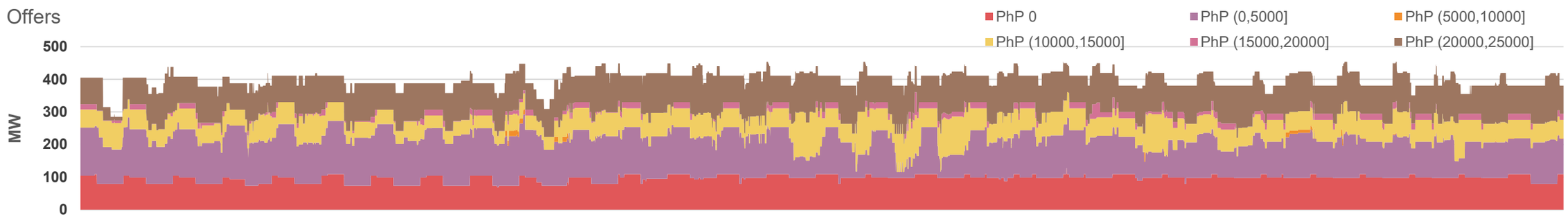

Price

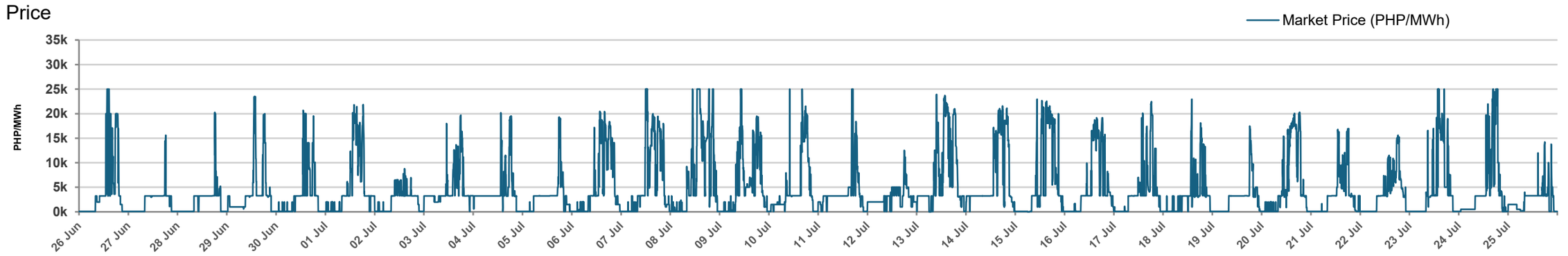

PUBLIC

MARKET OUTCOME
RESERVE MARKET

26 June - 25 July 2026

Philippine Electricity Market Corporation

MINDANAO - DISPATCHABLE

Requirement and Schedule

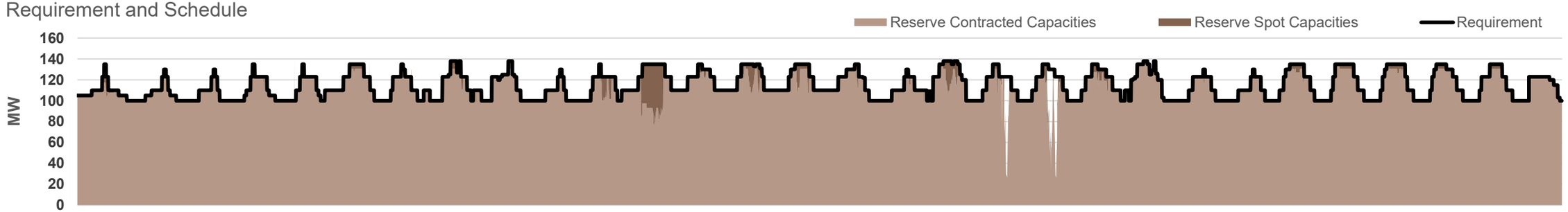

Offers

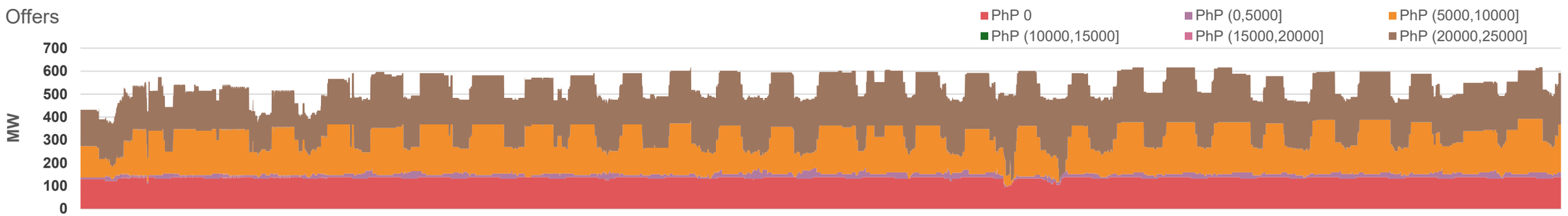

Price

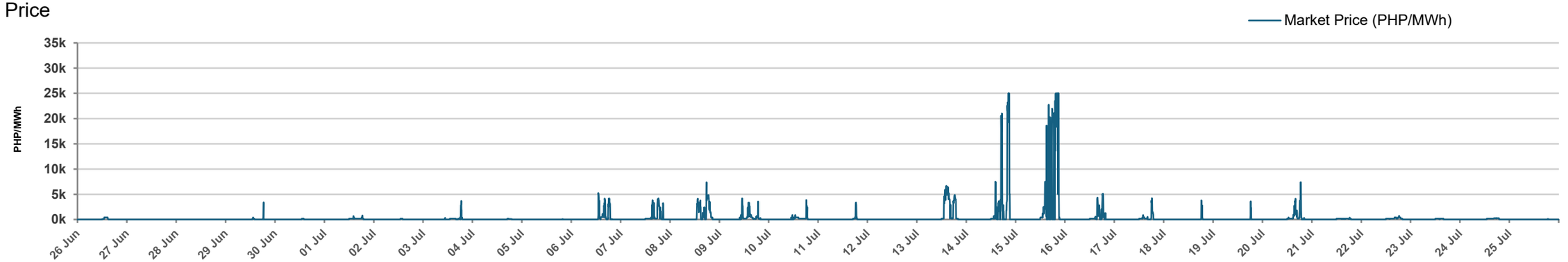

PUBLIC

MARKET OUTCOME
RESERVE MARKET
26 June - 25 July 2026

Philippine Electricity Market Corporation

Particulars	Reserve Schedule				Reserve Requirement Gap				Month-on-Month % Change	Market Price (in PHP/MWh)			Month-on-Month % Change
	Reserve Contracted Capacities		Reserve Spot Capacities										
	Average Capacity (in MW)	% Share	Average Capacity (in MW)	% Share	Min (in MW)	Max (in MW)	(Total no. of Interval/s)	(% of Time)		Min	Max	Ave	
Regulating Up													
Luzon	41.70	19%	177.24	81%	0.10	20.20	136	2%	35.12%▼	549.00	25,000.00	13,705.12	11.22%▲
Visayas	19.95	46%	23.49	54%	0.05	29.90	622	7%	56.50%▼	1,000.00	25,000.00	19,033.19	12.09%▲
Mindanao	35.08	83%	7.34	17%	0.01	0.10	3,932	46%	4.73%▼	0.00	25,000.00	22,367.70	9.57%▲
Regulating Down													
Luzon	47.20	22%	171.74	78%	0.10	20.50	139	2%	36.44%▲	549.00	25,000.00	12,479.08	15.22%▲
Visayas	20.00	46%	23.44	54%	0.05	29.90	1,147	13%	50.06%▼	990.00	25,000.00	18,901.96	7.10%▲
Mindanao	35.08	83%	7.34	17%	0.01	0.09	3,853	45%	5.97%▼	0.00	25,000.00	21,862.30	20.75%▲
Contingency													
Luzon	324.60	50%	323.99	50%	0.10	115.00	395	5%	26.59%▲	0.01	25,000.00	7,896.24	70.48%▲
Visayas	65.12	51%	63.64	49%	0.10	68.10	117	1%	92.66%▼	0.00	25,000.00	11,529.86	14.24%▼
Mindanao	88.89	77%	26.67	23%	0.10	10.10	43	1%	93.81%▼	0.00	25,000.00	4,850.00	22.51%▼
Dispatchable													
Luzon	156.21	24%	487.70	76%	0.10	26.20	142	2%	44.41%▼	150.00	25,000.00	4,551.81	84.20%▲
Visayas	0.34	0%	99.41	100%	0.01	123.00	1,220	14%	53.32%▼	0.00	25,000.00	4,277.11	3.05%▼
Mindanao	112.25	98%	2.12	2%	0.10	96.80	547	6%	81.89%▼	0.00	25,000.00	317.95	75.41%▼

PUBLIC

ANNEX
OUTAGE SUMMARY
26 June - 25 July 2026

Philippine Electricity Market Corporation

Plant Type	Plant/ Unit Name	Capacity (MW)	Date Out	Date In	Duration (Day/s)	Outage Type	Remarks
				Luzon			
BAT	01CNCEP_BAT	50	7/22/2026 7:36			Planned	Planned outage
BAT	01MSINLO_BAT	30	7/4/2026 10:43	7/15/2026 18:00	11	Forced	Cooling system problem
BIOF	01CLEANG_G01	10.8	2/27/2026 17:25			Forced	Fuel handling system trouble
BIOF	01GIFT_G01	12	6/25/2026 22:00	6/26/2026 23:09	1	Forced	Unplanned outage to conduct equipment inspection.
BIOF	01IPOWER_G01	10.8	6/20/2026 0:00	6/26/2026 8:26	6	Forced	Extended outage until June 26 2026.
BIOF	01IPOWER_G02	10.8	7/21/2026 7:50	7/24/2026 11:04	3	Forced	Injector system problem
BIOF	01VSGRIP_G01	5.4	6/22/2026 7:22	7/1/2026 10:02	9	Forced	Due to trouble at secondary fan of combustion boiler.
BIOF	01VSGRIP_G01	5.4	7/3/2026 14:30	7/17/2026 10:01	14	Forced	Emergency shutdown due to boiler tube leak.
BIOF	01VSGRIP_G01	5.4	7/17/2026 17:25			Forced	Unplanned outage due to leak at waterwall tube.
BIOF	03BBEC_G01	4.4	7/3/2026 7:34	7/3/2026 20:23	1	Forced	Emergency shutdown due to water leak at feed water line.
COAL	01GNPD_U02	668	7/12/2026 21:55	7/14/2026 14:07	2	Forced	Tripped due to Boiler Separator Water Level High High
COAL	01MARVEL_G01	316	7/16/2026 0:02			Planned	Maintenance. Until Sept 10 2026
COAL	01MARVEL_G01	316	6/10/2026 13:51	6/29/2026 12:22	19	Forced	Tripped due to Generator excitation Fault
COAL	01MARVEL_G02	316	7/1/2026 0:02			Planned	Planned Outage until July 26 2026.
COAL	01MPGC_U01	135	6/29/2026 16:58	6/30/2026 7:08	1	Forced	Condenser vacuum low low
COAL	01MSINLO_G04	315	7/20/2026 20:49	7/21/2026 12:31	1	Forced	Tripped due to feed water flow low-On going commissioning.
COAL	01MSINLO_G04	315	7/6/2026 17:02	7/20/2026 14:42	14	Maintenance	Load Rejection Test. Ongoing Commissioning.
COAL	01SMC_G01	134	7/1/2026 2:04	7/21/2026 11:13	20	Maintenance	APMT until July 22 2026.
COAL	01SUAL_G02	600	7/21/2026 16:14	7/25/2026 8:31	4	Forced	Auto tripped due to unit transformer protection activated earth fault. f=59.42hz.
COAL	03PAGBIL_G02	382	7/23/2026 17:10			Forced	Emergency shutdown due to suspected seawater ingress at condenser hotwell
COAL	03PAGBIL_G03	420	6/22/2026 17:31	7/1/2026 18:51	9	Forced	Boiler tube leak
COAL	03SLPGC_G01	150	7/1/2026 0:00	7/9/2026 23:50	9	Forced	Emergency shutdown due to retrieval of stuck liner plates inspection and repair of center
COAL	03SLPGC_G02	149.6	7/2/2026 10:35	7/12/2026 2:00	10	Forced	Emergency shutdown due to suspected boiler tube leak.
COAL	03SLTEC_G02	123	7/11/2026 19:30	7/21/2026 12:11	10	Forced	Emergency shutdown due to boiler tube leak.
GEO	03BACMAN_U01	60	6/26/2026 6:39	6/29/2026 8:29	3	Forced	Tripped with activation of K86 lock-out alarm.
GEO	03BACMAN_U01	60	6/29/2026 19:57	7/2/2026 17:57	3	Forced	Tripped with activation of K86 lock-out alarm.
GEO	03BACMAN_U03	20	7/4/2026 2:04	7/5/2026 5:29	1	Forced	Emergency shutdown due to repair of turbine bearing.
GEO	03MKBN_B	58	6/27/2026 21:33	6/28/2026 18:09	1	Planned	PM

PUBLIC

ANNEX
OUTAGE SUMMARY
26 June - 25 July 2026

Philippine Electricity Market Corporation

Plant Type	Plant/ Unit Name	Capacity (MW)	Date Out	Date In	Duration (Day/s)	Outage Type	Remarks
Luzon							
GEO	03MKBN_B	58	7/9/2026 18:24	7/11/2026 7:24	2	Forced	Tripped Falsed actuation of turbine bearing.
GEO	03MKBN_B	58	7/2/2026 0:12			Planned	Planned outage until July 29 2026.
GEO	03ORMAT_G01	1.33	11/15/2025 2:22			Forced	Low low Brine out temperature.
GEO	03PALAYAN_G01	24	5/20/2026 20:34			Forced	Tripped due to high temperature condenser level low
GEO	03TGPP_G01	9.7	6/25/2026 1:58			Forced	Emergency shutdown due to sulfuric acid leak
GEO	03TIWI_C	53.4	7/24/2026 1:23	7/24/2026 16:48	1	Forced	DCS Malfuntion
HYD	01AMBUK_U03	37.3	7/1/2026 12:01	7/2/2026 23:50	1	Forced	Declared unavailable due to low elevation.
HYD	01BINENG_G01	19.8	7/13/2026 20:20	7/14/2026 21:08	1	Forced	Affected by Line to Ground fault of Calot 69kV Line (Customer AOR)
HYD	01MARIS_U02	4.3	7/11/2026 7:03	7/13/2026 20:43	3	Forced	No NEA requirement
HYD	01MASIWA_G01	12	7/9/2026 5:59	7/9/2026 18:16	1	Forced	Affected by momentary shutdown of Cabanatuan-Fatima 69kV Line
HYD	01MASIWA_G01	12	7/21/2026 17:11	7/22/2026 14:27	1	Forced	Affected by the outage of Cabanatuan - Fatima 69kV Line.
HYD	01MATUNO_G01	8.7	9/2/2025 22:06			Forced	Tripped due to clogged trash rack.
HYD	01SLANGN_G01	2.4	2/26/2026 9:00	7/14/2026 14:53	138	Planned	Annual Preventive Maintenance
HYD	01SROQUE_U03	145	6/1/2026 0:01	7/26/2026 0:01	55	Planned	Planned Outage until June 20 2026
HYD	03KAL_G03	181.4	6/14/2026 16:55			Forced	Tripped as pump.
HYD	03TIBAG_G01	5.8	7/22/2026 6:55	7/22/2026 20:05	1	Forced	Affected by the shutdown of Famy-Comon 69kV Line
HYD	03UPLAB_G01	3.5	7/22/2026 6:05	7/22/2026 20:25	1	Forced	Affected by the shutdown of Famy-Comon 69kV Line
NATG	03EERI_G01	420.6	7/10/2026 21:04	7/15/2026 1:41	4	Forced	Emergency shutdown due to water accumulation at liquid level exciter head sensor.
NATG	03EERI_G02	421.9	7/16/2026 23:50	7/20/2026 23:59	4	Planned	Planned outage until July 20 2026
NATG	03ILIJAN_G02	190	7/9/2026 10:20			Forced	Tripped due to GT controller trouble.
NATG	03STA-RI_G01	263	7/24/2026 23:55			Maintenance	Planned Outage.
NATG	03STA-RI_G03	263	6/27/2026 13:15	7/2/2026 3:33	5	Forced	Generator protection activated
OIL	03MALAYA_G01	300	5/3/2019 18:21			Forced	Declared unavailable due to motorization of unit generator caused by the non-opening of phase B of PCB 8-05CB08MAL
OIL	03MALAYA_G02	130	7/24/2024 21:24			Forced	Tripped due to loss prime of CWP
OIL	03RCBMI_G01	5.5	3/18/2026 20:15			Forced	Emergency shutdown due to cracked liner.
SOLR	01BARBASOL_G01	90	7/1/2026 14:00	7/8/2026 19:03	7	Maintenance	Testing of PQA until July 8 2026
SOLR	03CALSOL_G01	49.7	7/14/2026 5:59	7/14/2026 18:45	1	Forced	Affected by the Planned Outage of Calaca 300MVATransformer No.2

PUBLIC

ANNEX
OUTAGE SUMMARY
26 June - 25 July 2026

Philippine Electricity Market Corporation

Plant Type	Plant/ Unit Name	Capacity (MW)	Date Out	Date In	Duration (Day/s)	Outage Type	Remarks
Luzon							
SOLR	03LUMBSOL_G01	90	7/21/2026 7:48	7/21/2026 21:52	1	Planned	Planned outage
SOLR	03LUMBSOL_G01	90	6/29/2026 7:02	6/29/2026 22:32	1	Forced	Unplanned outage requested by Citicore to facilitate the termination of CIT and installation of a modem for the revenue meter.
SOLR	03LUMBSOL_G01	90	7/5/2026 8:25	7/5/2026 21:42	1	Forced	Affected by Transformer outage.
SOLR	03LUMBSOL_G01	90	7/14/2026 6:11	7/14/2026 19:00	1	Forced	Affected by the Planned Outage of Calaca 300MVATransformer No.2
SOLR	03LUMBSOL_G01	90	7/20/2026 8:00	7/20/2026 22:00	1	Forced	To perform SCADA integrity testing.
SOLR	03LUNSOL_G01	50.1	7/14/2026 6:10	7/14/2026 20:06	1	Forced	Affected by the Planned Outage of Calaca 300MVATransformer No.2
SOLR	03MARAGSOL_G01	48.1	7/12/2026 0:52	7/18/2026 5:44	6	Planned	Annual PMS until July 18 2026
SOLR	03MEC_G01	32.9	7/8/2026 11:45	7/23/2026 14:55	15	Forced	Self initiated shutdown as per advised of their legal team
Visayas							
BAT	06SONEG_BAT	10	7/20/2026 0:02	7/22/2026 20:11	3	Planned	To conduct planned maintenance.
BIOF	06HPCO_G01	2	11/12/2023 20:00			Forced	Defective auxiliary of vibration meter.
BIOF	06SCBE_G01	7.4	3/31/2023 10:35			Forced	Plant shutdown
BIOF	06VMC_G01	2.5	4/21/2024 16:20			Forced	Ongoing repair of 7.5MVA 13.2 4.16kV Power Transformer.
BIOF	08CASA_G01	8	5/30/2026 15:45			Forced	End of export power to grid for cy 2025-2026
BIOF	08CASA_G02	7	5/29/2026 8:27			Forced	Boiler repair of bagasse pit steel slat
COAL	05CEDC_U01	83.2	7/24/2026 0:29			Maintenance	Maintenance outage. Major Overhaul of Turbine
COAL	05THVI_U01	169	5/12/2026 16:16			Forced	Manual shutdown Bearing #1 vibration high
COAL	05THVI_U02	169	3/24/2026 21:17			Forced	Emergency shutdown due to high vibration of bearing #1.
COAL	08PALM_G01	135	7/8/2026 14:06	7/14/2026 18:33	6	Forced	Manual shutdown due to tube leak at backpass area.
COAL	08PEDC_U03	150	5/6/2026 16:15	7/1/2026 3:56	55	Forced	Due to IDF stopped
GEO	04BILGPP_G01	1	10/5/2024 4:39			Forced	Turbine high vibration trip. (Under test and commissioning)
GEO	04LEYTE_A	23.463	7/8/2026 14:05			Forced	Emergency shutdown to conduct process safety assessment of high-pressure evaporator
GEO	04LEYTE_A	65.34	6/12/2026 0:15	6/27/2026 12:05	15	Forced	Emergency shutdown to effect turbine rotor and inlet pipe replacement and rectification of Generator Terminal Hotspot.
GEO	04LEYTE_A	3.11	5/19/2026 10:57			Forced	To conduct inspection repair of lube oil line.
GEO	04LEYTE_A	25.39	6/27/2026 11:30	7/3/2026 19:21	6	Forced	To rectify stock up start up valve.
GEO	04LEYTE_A	24.92	7/3/2026 1:48			Forced	Tripped due to primary and back-up PLC connection communication failure.
GEO	04LGPP_G01	39.3	7/11/2026 6:28	7/12/2026 21:50	2	Forced	Emergency shutdown due to steam leak

PUBLIC

ANNEX
OUTAGE SUMMARY
26 June - 25 July 2026

Philippine Electricity Market Corporation

Plant Type	Plant/ Unit Name	Capacity (MW)	Date Out	Date In	Duration (Day/s)	Outage Type	Remarks
Visayas							
GEO	04LGPP_G01	39.3	7/18/2026 6:28	7/18/2026 18:36	1	Forced	Conduct emergency repair of steam leak Orifice pipe lines
GEO	06BBGPP_G01	4.7	9/24/2024 19:57			Forced	Turbine tripped under test and commissioning.
GEO	06PAL2A_U01	18.8	7/11/2026 0:12			Forced	Auto tripped with indication Hot Well Pump Stop.
GEO	06PAL2A_U02	18.9	7/9/2026 9:35	7/11/2026 5:58	2	Forced	Emergency shutdown to rectify left hand main stop valve.
GEO	06PAL2A_U03	18.9	6/29/2026 20:00	6/30/2026 18:14	1	Forced	Emergency shutdown to conduct inspection of steam demister due to abnormal sound.
HYD	04TAFT_G01	5	6/3/2026 15:35	6/30/2026 3:56	27	Forced	MIV Debris Removal
HYD	04TAFT_G01	5	7/18/2026 9:54	7/20/2026 8:48	2	Forced	Due to grease pump seal alarm
HYD	04UTH_G01	4.6	6/1/2026 16:42	7/14/2026 23:01	43	Forced	Affected by tripping of 69kV Paranas-Quinapondan line.
HYD	04UTH_G01	4.6	7/24/2026 10:13			Forced	Change over to unit #3 ERC conduct testing inpection.
HYD	04UTH_G01	4.6	6/14/2026 6:13	7/14/2026 23:03	31	Forced	Affected by pre-arranged maintenance activity along Paranas-Quinapondan 69kV Line.
HYD	04UTH_G01	4.6	7/21/2026 0:37	7/24/2026 10:02	3	Forced	due to low water level
HYD	04UTH_G01	4.6	7/24/2026 11:00			Forced	ERC conduct testing inpection changeover to unit #3
HYD	04UTH_G01	4.6	7/11/2026 3:54	7/14/2026 23:44	4	Forced	INSPECTION AND TROUBLESHOOTING IN DC DISTRIBUTION PANEL
HYD	04UTH_G01	4.6	7/16/2026 10:51	7/24/2026 10:22	8	Forced	Affected by isolation of 69kV TAFT Feeder
HYD	06AMLA_G01	0.45	6/21/2026 23:30	6/26/2026 23:13	5	Forced	SCADA error.
HYD	06AMLA_G01	0.45	7/24/2026 2:27	7/24/2026 16:30	1	Forced	Isolated due to tripping of Amlan-AHEP 34.5kV line.
HYD	07LOBOC_G01	0.4	7/21/2026 4:51	7/21/2026 17:11	1	Forced	Affected by planned activity as per PANR BOHOL-2026-07-0008.
HYD	07LOBOC_G01	0.4	7/21/2026 4:51	7/21/2026 17:11	1	Forced	Affected by planned activity as per PANR BOHOL-2026-07-0008.
HYD	07LOBOC_G01	0.4	7/21/2026 4:51	7/21/2026 17:11	1	Forced	Affected by planned activity as per PANR BOHOL-2026-07-0008.
HYD	07LOBOC_G02	1.2	7/11/2026 0:11	7/11/2026 19:50	1	Forced	Activation of thytronic NV10 protection.
HYD	07LOBOC_G02	1.2	7/21/2026 4:51	7/21/2026 17:58	1	Forced	Affected by planned activity as per PANR BOHOL-2026-07-0008.
HYD	08SUWECO_G01	3.5	7/10/2026 5:11	7/10/2026 17:42	1	Forced	Isolated due to line maintenance
HYD	08SUWECO_G01	0.9	10/3/2025 6:29			Forced	Engine overspeed
HYD	08TIMBA_G01	18	7/10/2026 21:45	7/11/2026 10:00	1	Forced	Clogging of trash rack
OIL	05CARMENDPP_U01	10	6/24/2026 8:56	6/29/2026 19:34	5	Forced	Cylinder head gas leak
OIL	05CARMENDPP_U01	10	6/30/2026 1:15	7/1/2026 0:27	1	Forced	Emergency stop. Under investigation (Abnormal sound)
OIL	05CARMENDPP_U01	10	7/21/2026 13:25	7/22/2026 20:36	1	Forced	Oil Mist Trip

PUBLIC

ANNEX
OUTAGE SUMMARY
26 June - 25 July 2026

Philippine Electricity Market Corporation

Plant Type	Plant/ Unit Name	Capacity (MW)	Date Out	Date In	Duration (Day/s)	Outage Type	Remarks
Visayas							
OIL	05CARMENDPP_U02	10	6/27/2026 12:50	6/28/2026 21:30	1	Forced	Unable to cut-in due to heavy gas leak at exhaust manifold system at cylinder No.11
OIL	05CARMENDPP_U03	10	6/27/2026 14:09	6/28/2026 2:30	1	Forced	Emergency shutdown due to heavy gas leak at exhaust manifold at cylinder No.11.
OIL	05CPPC_U01	6.3	6/24/2026 14:24	6/28/2026 17:42	4	Forced	Emergency stop due to starting air header temperature high.
OIL	05CPPC_U01	6.3	6/29/2026 0:15	6/29/2026 18:55	1	Forced	Emergency shutdown due to high EGT on B bank cylinder heads
OIL	05CPPC_U01	6.3	7/8/2026 0:01	7/12/2026 21:38	5	Maintenance	To conduct DG 1 1 500 Type PMS Replacement of Generator bearing drive end and replacement of lube oil cooler gasket (VSO-PUSR-2026-037)
OIL	05CPPC_U02	6.3	6/7/2026 7:55	7/18/2026 17:15	41	Forced	Emergency shutdown due to noticeable spark at generator.
OIL	05CPPC_U04	6.3	7/6/2026 13:55	7/9/2026 2:00	3	Forced	Unit unable to cut-in due to starting failure.
OIL	05CPPC_U05	6.3	6/27/2026 13:22	6/29/2026 13:50	2	Forced	Unable to cut-in due to inspection of turbo charger at B bank.
OIL	05CPPC_U05	6.3	7/14/2026 15:15	7/15/2026 16:10	1	Forced	Unable to cut-in due to observed abnormal sound
OIL	05CPPC_U05	6.3	7/16/2026 16:43	7/18/2026 6:41	2	Forced	Unit outage due to HT water pump failure indication.
OIL	05CPPC_U06	6.3	7/21/2026 8:26	7/25/2026 14:49	4	Planned	Planned outage GOMP
OIL	05CPPC_U08	6.3	7/14/2026 17:34	7/15/2026 23:02	1	Forced	Emergency shutdown due to lube oil leak at lube oil cooler
OIL	05CPPC_U09	6.3	6/18/2026 21:06			Forced	Unit tripped with oil mist concentration shutdown indication.
OIL	05EAUC_U04	11.5	7/8/2026 8:00	7/20/2026 2:01	12	Planned	Turbocharger bearing housing maintenance and generator clearing.
OIL	06CENPRI_U05	6.5	7/8/2026 0:05	7/21/2026 11:59	13	Maintenance	To conduct DG Unit Preventive Maintenance and Servicing of Lube Oil and Jacket Water Shell and Tube Type Coolers (VSO-PUSR-2026-033)
OIL	07BDPP_U01	4	7/7/2026 8:01	7/10/2026 17:06	3	Planned	To conduct 20k running hours PMS
OIL	07BDPP_U02	4	6/30/2026 13:16	7/4/2026 14:56	4	Forced	Unable to cut-in due to abnormal sound at B-bank turbo charger
OIL	07BDPP_U02	4	7/4/2026 15:14	7/6/2026 15:15	2	Forced	Abnormal sound at B-bank turbo charger.
OIL	07BDPP_U03	4.2	7/13/2026 8:46	7/18/2026 0:01	5	Planned	To conduct 26k running hours minor PMS
OIL	07BDPP_U03	4.2	6/25/2026 14:06	6/28/2026 22:31	3	Forced	Lube oil leak at radiator pipe.
OIL	07BDPP_U03	4.2	6/29/2026 11:14	7/7/2026 15:41	8	Forced	Unable to cut-in due to excessive water leak at cylinder head and jacket line in at cylinder
OIL	07BDPP_U03	4.2	7/9/2026 13:53	7/10/2026 4:01	1	Forced	Unable to cut-in due to abnormal sound at cylinder # 8.
OIL	07BDPP_U04	4	6/3/2026 13:57	6/30/2026 16:44	27	Forced	High main bearing temperature at main bearing 3 4 & 6.
OIL	07BDPP_U04	4	7/7/2026 16:13	7/9/2026 13:36	2	Forced	Hard starting.
OIL	07TPLPB4_U01	7	7/9/2026 18:36	7/12/2026 4:30	2	Forced	Malfunction of SCADA monitoring system.
OIL	07TPLPB4_U02	7	7/8/2026 17:20	7/21/2026 9:46	13	Forced	Unable to cut-in due to voltage regulator malfunction.
OIL	07TPLPB4_U03	7	6/12/2026 18:26	7/6/2026 13:21	24	Forced	unable to cut-in due to observed abnormal sound at right side turbo charger
OIL	07TPLPB4_U03	7	7/8/2026 14:05	7/15/2026 17:10	7	Forced	Low lubrication observed at left side turbocharger.

PUBLIC

ANNEX
OUTAGE SUMMARY
26 June - 25 July 2026

Philippine Electricity Market Corporation

Plant Type	Plant/ Unit Name	Capacity (MW)	Date Out	Date In	Duration (Day/s)	Outage Type	Remarks
Visayas							
OIL	07TPLPB4_U04	8	7/9/2026 18:36	7/12/2026 17:56	3	Forced	Malfunction of SCADA monitoring system.
OIL	08NABASDPP_U01	3	6/25/2026 18:00	6/26/2026 15:07	1	Forced	MG U-1Class 0 FO (Starting Failure) LO system problem
OIL	08NABASDPP_U02	3.4	6/25/2026 8:22	6/30/2026 12:01	5	Forced	Lube oil pressure low
OIL	08PDPP1_U02	5	9/14/2025 10:11			Forced	Unable to start due to loss of excitation voltage and abnormal sound at generator.
OIL	08PDPP1_U03	5	7/8/2026 0:00	7/10/2026 21:48	3	Maintenance	To conduct 18 000 RH PMS until July 10 2026 2359H.
OIL	08PDPP3_C	12	6/25/2026 13:37	6/26/2026 1:50	1	Forced	Emergency cut-out due to abnormal sound at TC A Bank
OIL	08PDPP3_C	12	7/7/2026 12:02	7/8/2026 1:30	1	Forced	Water leak at cyl A1
OIL	08PDPP3_C	12	7/8/2026 11:49	7/8/2026 23:55	1	Forced	Water leak between engine frame and liner at Cyl 6
OIL	08PDPP3_C	12	7/16/2026 10:50	7/16/2026 23:25	1	Forced	Unable to cut in
OIL	08PDPP3_C	12	7/19/2026 6:04	7/20/2026 1:30	1	Forced	Unable to close Vacuum Circuit Breaker AC10.
OIL	08PDPP3_E	12	7/19/2026 6:04	7/20/2026 1:30	1	Forced	Unable to close Vacuum Circuit Breaker AC10.
OIL	08PDPP3_G	13	6/28/2026 8:40	6/28/2026 23:35	1	Forced	Unable to start due to excessive water leak inside combustion chamber of cylinder A6.
OIL	08PDPP3_G	13	6/29/2026 10:37	6/29/2026 23:20	1	Forced	Unable to cut-In due to excessive water leak inside combustion chamber of cylinder A1.
OIL	08PDPP3_G	13	7/19/2026 6:04	7/20/2026 1:30	1	Forced	Unable to close Vacuum Circuit Breaker AC10.
OIL	08PDPP3_H	13	6/25/2026 13:31	6/26/2026 1:50	1	Forced	Unable to cut in due to observed knocking sound at Cyl. A9
OIL	08PDPP3_H	13	6/27/2026 7:50	6/28/2026 6:20	1	Forced	Unable to start due to excessive water leak at cyl a2
OIL	08PDPP3_H	13	6/28/2026 8:40	6/28/2026 23:35	1	Forced	Unable to start due to excessive water leak inside combustion chamber of cylinder A4.
OIL	08PDPP3_H	13	6/29/2026 10:37	6/29/2026 23:20	1	Forced	Unable to Cut-in due to excessive water leak inside combustion chamber of cylinder B5.
OIL	08PDPP3_H	13	7/19/2026 6:04	7/20/2026 1:30	1	Forced	Unable to close Vacuum Circuit Breaker AC10.
OIL	08STBPB1_U01	5.7	7/1/2026 13:47	7/2/2026 11:30	1	Forced	Excessive water leak at cylinder 6L
OIL	08STBPB1_U01	5.7	7/16/2026 10:45	7/17/2026 13:27	1	Forced	Excessive fuel line leak leading to fuel heater
OIL	08STBPB1_U02	5.6	6/28/2026 18:38	6/29/2026 23:30	1	Forced	Unresponsive governor
OIL	08STBPB1_U02	5.6	7/17/2026 13:25	7/21/2026 3:04	4	Forced	Excessive water leak at TC drain pipe
OIL	08STBPB1_U03	5.6	6/9/2026 1:38			Forced	due to wornout compensator of cyl. 5R and 3R and
OIL	08STBPB1_U04	5.6	7/16/2026 16:42	7/17/2026 8:50	1	Forced	Excessive H@O leak at economizer boiler tubes.
WIND	08PWIND_G01	36.7	7/4/2026 6:16	7/4/2026 19:24	1	Forced	Annual PMS of Nabas Wind Farm electrical facilities but no approved PUSR.
WIND	08PWIND_G02	13.6	7/4/2026 6:15	7/4/2026 19:27	1	Forced	Annual PMS of Nabas Wind Farm electrical facilities but no approved PUSR.

PUBLIC

ANNEX
OUTAGE SUMMARY
26 June - 25 July 2026

Philippine Electricity Market Corporation

Plant Type	Plant/ Unit Name	Capacity (MW)	Date Out	Date In	Duration (Day/s)	Outage Type	Remarks
Mindanao							
BAT	13MACO_BAT	20	7/5/2026 4:54	7/5/2026 20:05	1	Planned	Planned Outage
BIOF	09LIBPOWR_G01	6	7/19/2026 5:02	7/19/2026 23:06	1	Forced	Plant shutdown due to the Planned Outage of Aurora-Magangon 69kV Line. (OMC)
BIOF	14BIOMS_U01	5.7	10/8/2024 15:56			Forced	Tripped due to SOCOTECO 1 69KV(SRB)line power outage.
BIOF	14LAMSAN_G01	13.5	5/13/2026 0:03	7/12/2026 15:03	61	Forced	Plant shutdown due to management control affecting fuel availability. (OMC Outage)
BIOF	14SPGI_U01	6	6/8/2026 7:39			Forced	Shutdown due to strong earthquake. (Forced Outage)
COAL	10PPEI_U01	24.1	1/29/2026 10:54			Forced	Emergency shutdown due to overspeed alarm. (Forced Outage)
COAL	11FDC_U01	123	7/1/2026 0:04	7/15/2026 17:55	15	Planned	PMS(GOMP). ETC July 22 2026.
COAL	11MINBAL_G01	50	7/12/2026 2:44	7/12/2026 15:54	1	Forced	Shutdown due to condenser fouling. ETC July 12 2026 @2200H. (Forced Outage)
COAL	11MINBAL_G01	50	7/4/2026 2:59	7/23/2026 6:00	19	Planned	Plant shutdown scheduled for APMS. ETC 0600H July 23 2026. (Planned Outage)
COAL	11MINBAL_G01	50	7/23/2026 6:00	7/25/2026 14:25	2	Forced	Extended Generator Overhauling activity. ETC July 24 2026 2359H
COAL	11STEAG_U01	105	7/1/2026 0:01			Planned	PMS(GOMP). ETC August 25 2026.
COAL	13SMC_U02	135.7	7/8/2026 1:50			Planned	GOMP ETC Aug. 24 2026
COAL	14SARANG_U02	122	7/17/2026 0:01			Planned	PMS(GOMP). ETC August 7 2026. (Planned Outage GOMP)
GEO	14MTAPO_U03	3.6	7/8/2026 18:21			Forced	Emergency shutdown due to abnormal equipment status (Unplanned Outage).
HYD	10AGUS1_U01	35	6/29/2026 0:18	6/29/2026 14:13	1	Forced	Auto-tripped. Indication Communication failure. (Forced Outage)
HYD	10AGUS1_U02	35	7/1/2026 8:00	7/5/2026 16:32	4	Forced	Maintenance shutdown. ETC July 5 2026. (Planned Outage)
HYD	10AGUS2_U02	60	7/23/2026 8:01	7/25/2026 11:18	2	Planned	PMS(GOMP). ETC 07 27 2026 23 59. (Planned Outage)
HYD	10AGUS4_U03	52.7	7/19/2026 8:05			Planned	PMS(GOMP). ETC August 8 2026. (Planned Outage GOMP)
HYD	10AGUS5_U01	27.5	6/11/2026 8:03			Planned	PMS(GOMP). ETC June 20 2026. (Planned Outage)
HYD	10AGUS6_U02	34.5	7/22/2026 9:03	7/23/2026 16:05	1	Planned	Shutdown due to PMS(GOMP). ETC July 24 2026 23 59. (Planned Outage)
HYD	10AGUS6_U04	40	5/13/2026 22:57	7/17/2026 11:00	65	Forced	Indication Exciter Fault Alarm. (Unplanned Outage).
HYD	10AGUS6_U04	40	7/17/2026 11:58	7/20/2026 10:00	3	Forced	Shutdown to undergo further testing of the said unit. (Forced Outage)
HYD	10AGUS6_U04	40	7/20/2026 11:01	7/24/2026 18:57	4	Forced	Shutdown to undergo further testing of the said unit. (Forced Outage)
HYD	11MANFOR_G01	16.2	7/1/2026 11:03	7/2/2026 0:05	1	Forced	Tripped due to position failure of needle 1. (Forced Outage)
HYD	11PULA4_U01	75	6/16/2026 16:25	7/1/2026 0:09	14	Forced	Auto-tripped. (Forced Outage)
HYD	11PULA4_U02	75	6/8/2026 8:01	6/26/2026 16:03	18	Planned	PMS(GOMP). ETC July 08 2026. (Planned Outage)
HYD	11PULA4_U02	75	6/29/2026 13:03	6/30/2026 20:31	1	Planned	Emergency shutdown due to testing of Protection Module. (Planned Outage)
HYD	11PULA4_U02	75	7/1/2026 9:34	7/8/2026 0:00	7	Planned	Shutdown due to testing of Protection Module. (Planned Outage)

PUBLIC

ANNEX
OUTAGE SUMMARY
26 June - 25 July 2026

Philippine Electricity Market Corporation

Plant Type	Plant/ Unit Name	Capacity (MW)	Date Out	Date In	Duration (Day/s)	Outage Type	Remarks
Mindanao							
HYD	11PULA4_U02	75	7/8/2026 0:00			Forced	Extended shutdown due to testing of Protection Module. (Unplanned Outage). ETC August 21 2026.
HYD	12LKMAINIT_G01	24.6	6/30/2026 7:04	6/30/2026 19:30	1	Forced	Shutdown due to low lake water elevation. (OMC Outage)
HYD	13EUROH_G01	3	7/6/2026 16:06	7/7/2026 10:10	1	Forced	Plant isolated. Affected by NORDECO power interruption. (OMC Outage)
HYD	13EUROH_G01	3	7/10/2026 4:12	7/10/2026 18:30	1	Forced	Plant shutdown due to unbalanced voltage from NORDECO. (OMC Outage)
HYD	13EUROH_G01	3	7/18/2026 0:05	7/18/2026 13:25	1	Forced	Isolated. Affected by switching activity of Nabunturan-Monkayo 69kV Line. (OMC Outage)
HYD	13EUROH_G01	3	7/21/2026 15:55	7/22/2026 11:40	1	Forced	Plant shutdown due to NORDECO brownout . (OMC Outage)
HYD	13TALOM23_G01	0.2	7/24/2026 19:44			Forced	Emergency shutdown due to water entering the powerhouse caused by flood. (OMC Outage)
HYD	13TALOM23_G01	0.2	7/24/2026 19:44			Forced	Emergency shutdown due to water entering the powerhouse caused by flood. (OMC Outage)
HYD	13TALOM23_G01	0.2	7/24/2026 19:44			Forced	Emergency shutdown due to water entering the powerhouse caused by flood. (OMC Outage)
HYD	13TALOM23_G01	0.93	7/24/2026 20:55	7/25/2026 20:13	1	Forced	Emergency shutdown due to water entering the powerhouse caused by flood. (OMC Outage)
HYD	13TALOM23_G01	0.93	7/24/2026 20:55	7/25/2026 20:11	1	Forced	Emergency shutdown due to water entering the powerhouse caused by flood. (OMC Outage)
HYD	14ALMADA_G01	2.6	6/23/2026 14:07	6/26/2026 0:30	2	Forced	Isolated due to COTELCO brownout. (OMC Outage)
HYD	14ALMADA_G01	2.6	6/29/2026 10:32	7/1/2026 0:45	2	Forced	Plant shutdown due to COTELCO PPALMA line force outage. (OMC Outage)
HYD	14ALMADA_G01	2.6	7/4/2026 9:10	7/5/2026 8:05	1	Forced	Isolated due to COTELCO PPALMA feeder outage. (OMC Outage)
HYD	14ALMADA_G01	2.6	7/5/2026 8:05	7/6/2026 0:35	1	Forced	Isolated due to recloser tripping of SOCOTECO I. (OMC Outage)
HYD	14ALMADA_G01	2.6	7/6/2026 9:10	7/7/2026 1:10	1	Forced	Isolated due to COTELCO line maintenance. (OMC Outage)
HYD	14ALMADA_G01	2.6	7/10/2026 5:30	7/13/2026 21:20	4	Forced	Isolated due to COTELCO PPALMA feeder outage. (OMC Outage)
HYD	14ALMADA_G01	2.6	7/20/2026 19:19	7/22/2026 1:20	1	Forced	Isolated due to recloser tripping of COTELCO. (Forced outage)
HYD	14MARBEL_U01	0.5	7/5/2026 4:57			Forced	Isolated due to recloser tripping of SOCOTECO I. (OMC Outage)
HYD	14SIGHYDRO_G01	14.5	9/25/2025 6:22			Forced	Emergency shutdown due to broken headrace pipe. (Forced Outage)
OIL	09PANABNK_U01	7.5	6/19/2026 18:40	6/26/2026 10:00	7	Forced	Auto-tripped due fuel pump leakage. (Forced Outage)
OIL	09WMPC_U02	10	6/25/2026 13:56	7/20/2026 22:45	25	Forced	Plant tripped. Indication HT Water Leak @ Cylinder A5. (Forced Outage)

PUBLIC

ANNEX
OUTAGE SUMMARY
26 June - 25 July 2026

Philippine Electricity Market Corporation

Plant Type	Plant/ Unit Name	Capacity (MW)	Date Out	Date In	Duration (Day/s)	Outage Type	Remarks
Mindanao							
OIL	09WMPC_U03	10	6/25/2026 18:05	6/26/2026 17:33	1	Forced	Plant tripped. Indication Turbo Charger Vibration alarm B Bank. (Forced Outage)
OIL	09WMPC_U04	10	7/1/2026 16:32	7/2/2026 12:05	1	Forced	Emergency shutdown due to gas leaking at cylinder A9. Forced Outage
OIL	09WMPC_U04	10	7/25/2026 21:32			Forced	Shutdown due to cylinder A5 exhaust gas leak. (Forced Outage)
OIL	09WMPC_U06	10	6/24/2026 9:20	6/30/2026 18:25	6	Forced	Declared unavailable due to turbo charger surging. (Forced Outage)
OIL	09WMPC_U06	10	7/9/2026 19:39	7/13/2026 20:40	4	Forced	Tripped due to HP high temperature stop. Unplanned Outage
OIL	09WMPC_U07	10	6/24/2026 9:06	7/8/2026 8:20	14	Forced	Declared unavailable due to turning gear problem. (Forced Outage)
OIL	09WMPC_U07	10	7/8/2026 13:04	7/14/2026 14:00	6	Forced	Indication Oil mist concentration high stop
OIL	09WMPC_U07	10	7/25/2026 19:01			Forced	Shutdown due to cylinder A3 fuel pump fuel leak. (Forced Outage)
OIL	09WMPC_U09	10	7/15/2026 20:51	7/16/2026 15:20	1	Forced	Emergency shutdown due to turbo charger exhaust gas high temp. (Forced Outage)
OIL	10IDP1_U01	4.9	7/13/2026 16:05			Forced	Plant tripped due to High temperature liner 2 A8. (Forced Outage)
OIL	10MEGC_G01	6.4	6/26/2026 0:00	7/7/2026 14:10	12	Forced	Cannot operate commercially due to expired Provisional Authority to Operate from ERC.
OIL	10MEGC_G01	6.4	6/26/2026 0:00	7/7/2026 14:10	12	Forced	Plant not available due to expired Provisional Authority to Operate from ERC. (Forced Outage)
OIL	11PKBUK_U01	5.2	7/1/2026 4:00			Forced	Shutdown due to turbo charger time based PMS. (Forced Outage)
OIL	11PKBUK_U02	4.8	1/19/2026 10:00			Forced	PMS(Non-GOMP). (Maintenance Outage)
OIL	12KEGGIN_G01	10.6	4/15/2024 15:05			Forced	Failed to synchronize due to low SF6 Pressure on PCB. (Forced Outage)
OIL	12PKSFRA_U02	5.2	6/9/2026 7:48	7/5/2026 17:30	26	Forced	Auto-tripped. Due Turbo Charger oil leak problem. (Forced Outage)
OIL	12PKSFRA_U02	5.2	7/24/2026 18:11	7/25/2026 17:42	1	Forced	Failed to start due to leak from the starting air supply for pilot valve. (Forced Outage)
OIL	12TM2_U01	49	7/23/2026 10:00	7/25/2026 2:40	2	Forced	Failed to start due to low compression pressure at cylinder 11.
OIL	12TM2_U02	49	6/23/2026 6:30	6/27/2026 1:10	4	Forced	Declared unavailable due to Broken Cylinder # 4 5 8 & 9 Piston Rings. ETC June 25
OIL	13MAGDBNK_U03	4.9	6/19/2026 10:19	7/8/2026 16:10	19	Forced	Emergency shutdown due to turbocharger surging fault. (Forced Outage)
OIL	13MATIBNK_G01	10.9	7/5/2026 5:23	7/5/2026 17:36	1	Forced	Isolated. Affected by the planned outage of Maco-Banaybanay 69kV Line. (OMC Outage)
OIL	13MATIBNK_G01	10.9	7/8/2026 10:00	7/9/2026 16:30	1	Forced	Unavailable due to defective starting air compressor units. (Forced Outage)

PUBLIC

ANNEX
CONGESTED LINES AND EQUIPMENTS
26 June - 25 July 2026

Philippine Electricity Market Corporation

Equipment Name	Trading Intervals	Percent of Time
1EHVNGS_TR2	793	9.2%
1TGERAO_TR3	245	2.8%
1BAUA_1LAT2	202	2.3%
1EHVNGS_TR1	193	2.2%
1BAUA_1LAT1	182	2.1%
1HERMO_TR2	139	1.6%
HERMOSA__OUT_CORR	116	1.3%
1BAUA_1BPP1	83	1.0%
CALACA_OUT	78	0.9%
2SUCA_3BIN3	69	0.80%
1MEXI_1HER2	63	0.73%
1HERM_1MAL1	35	0.41%
1HERM_1DUH1	35	0.41%
14TACUR_TR2	33	0.38%
3TIWIC_TR5	14	0.16%
1SNRAFA_TR1	11	0.13%
11JASA_12BUT1	11	0.13%
5DAAN_4TAB2	10	0.12%
3MKBNB_TR4	8	0.09%
09AURO_09NAG1	8	0.09%
1SJO230_TR2	6	0.07%
BAY_TO_BATANGAS	4	0.05%
3BACBES_TR1	4	0.05%
1HERMO_TR1	4	0.05%
1SNRAFA_TR2	2	0.02%
1BAUA_1BAL1	2	0.02%
5DAAN_4TAB1	1	0.01%

GLOSSARY OF TERMS

Philippine Electricity Market Corporation

CAPACITY ON OUTAGE

Calculated for each 5-min interval as the sum of the capacity of all generating units on outage, which are further distinguished by plant type and category. The generating unit/s on outage and categories of outage are based on the SO's daily operations report. Cited below are the outage categories as defined in ERC Resolution No. 21, Series of 2016.

Deactivated Shutdown	- Refers to a condition where a generating unit is unavailable for service for an extended period of time for reasons not related to equipment and inactive for more than 60 days.
Forced	- An outage that requires immediate removal of a unit from service, another outage state, or a reserve shutdown state.
Maintenance	- An outage that does not require immediate removal from the In-Service state but requires a Unit to be removed from the available state before the next planned outage. This is scheduled at least seven (7) days in advance.
Planned	- The state in which a Unit is unavailable due to inspection, testing, preventive maintenance or overhaul. A Planned Outage is scheduled with a pre-determined duration and is coordinated with the System Operator. The Planned Outage of a Unit shall be reflected in the Grid Operating and Management Program (GOMP).

DEMAND

Calculated for each 5-minute trading interval as the sum of the real time dispatch (RTD) schedule of all load resources plus regional losses.

EFFECTIVE SUPPLY

Calculated for each 5-minute trading interval as the sum of the offered capacity of all scheduled generators considering their offered ramp rates, nominated loading level of nonscheduled generators and projected output of preferential dispatch generators, adjusted for any over-riding constraints imposed by the System Operator (SO), and reserve offers. Output of generators on testing and commissioning were considered based on the over-riding constraints imposed by the SO.

HERFINDAHL-HIRSCHMAN INDEX (HHI)

A measure of market concentration calculated as the sum of the squares of the market shares of all firms in a market. The HHI ranges from close to zero (many small firms) to 10,000 (a single firm with 100% market share). Under the 2023 U.S. Department of Justice and Federal Trade Commission Merger Guidelines, markets with an HHI above 1,800 are highly concentrated. An increase of more than 100 points is viewed as significant increase and may indicate that a merger could substantially lessen competition or create a monopoly. Earlier guidelines (1982-2010) classified markets with HHI between 1,000 and 1,800 as "moderately concentrated" and above 1,800 as "highly concentrated", using the same 100-point increase threshold for significance.

MARGINAL PLANT

The last generating unit scheduled to meet the system demand.

MAJOR PARTICIPANT GROUP

The grouping of generators by ownership or control.

GLOSSARY OF TERMS

Philippine Electricity Market Corporation

MARKET RESIDUAL SUPPLY INDEX (Market RSI)

The RSI is a dynamic continuous index measured as ratio of the available generation without a generator to the total generation required to supply the demand. The RSI is measured for each generator. The greater the RSI of a generator, the less will be its potential ability to exercise market power and manipulate prices, as there will be sufficient capacity from the other generators. In contrary, the lower the RSI, the greater the market power of a generator (and its potential benefit of exercising market power), as the market is strongly dependent on its availability to be able to fully supply the demand. In particular, a RSI greater than 100% for a generator means that the remaining generators can cover the demand, and in principle that generator cannot manipulate market price. On the other hand, a RSI less than 100% means that the generator is pivotal in supplying the demand.

The RSI for the whole market (Market RSI) is measured as the lowest RSI among all the generators in the market. A Market RSI less than 100% indicates the presence of pivotal generator/s

NOMINATED CAPACITY

The available capacity declared by self-scheduled generators.

OFFERED CAPACITY

The available capacity declared by scheduled generators.

PRICING CONDITIONS

A price imposed by the Market Operator to the Market/Trading Participant in cases:

Administered Price (AP)	- Interval affected by the declaration of market suspension and intervention.
Pricing Error Notice (PEN)	- Calculated prices are believed to be inerror due to erroneous, inconsistent, or inappropriate input data.
Price Substitution Methology (PSM)	- Undesirable market pricing situations arising from the effects of network congestion in the power system, particularly during the occurrence of extreme nodal price separation.
Secondary Price Cap (SPC)	- Applied upon breaching the PHP9,000/MWh rolling average price over a seventy-two (72) hours period .

PIVOTAL SUPPLIER INDEX (PSI)

The pivotal supplier index is a binary variable (1 for pivotal and 0 for not pivotal) for each generator. The index identifies whether a generator is pivotal in supplying the demand. The PSI is calculated as the percentage of time that a generator is pivotal in a period (i.e. monthly).

POST MARKET RUN CALCULATION

Price adjustment after consideration of different pricing conditions such as AP, SPC, PSM, and PEN.

GLOSSARY OF TERMS

Philippine Electricity Market Corporation

REGISTERED CAPACITY
The capacity registered by a generator with WESM.

REGISTERED CAPACITY (NET OF OUTAGE)
The capacity registered by a generator with WESM less capacity on outage.

RESERVE CATEGORIES

Regulating Up and Down (RU and RD)	- Readily available and dispatchable generating capacity that is allocated exclusively to correct deviations from the acceptable nominal frequency caused by unpredicted variations in demand or generation output.
Contingency (FR)	- Synchronized generation capacity from Qualified Generating Units and Qualified Interruptible Loads allocated to cover the loss or failure of a synchronized generating unit or a transmission element of the power import from a circuit interconnection.
Dispatchable (DR)	- Generating Capacity that are readily available for dispatch in order to replenish the Contingency Reserves whenever a generating unit trips or a loss of a single transmission interconnection occurs.

RESERVE REGISTERED CAPACITY
The maximum capacity registered by a generator in the reserve market.

DISCLAIMER

The information contained in this document is based on the available electricity spot market data. The same information is subject to change as updated figures come in. As such, the PEMC does not make any representation or warranty as to the completeness of this information. The PEMC likewise accepts no responsibility or liability whatsoever for any loss or cost incurred by a reader arising from, or in relation to, any conclusion or assumption derived from the information found herein.