MONTHLY MARKET STATISTICS

MAY 2026

(26 April to 25 May 2026)

Document Information Classification: Public

The information contained in this document is based on data that are subject to continuous verification by the Philippine Electricity Market Corporation (PEMC). The same information is subject to change as updated figures come in.

PUBLIC

ENERGY MARKET

AT A GLANCE

26 April- 25 May 2026

Total Registered Capacity (MW)

31,896 1.09%▲

Previous Month: **31,553**

Average Demand (MW)

15,960 8.72%▲

Previous Month: 14,680

Average Capacity Offered/Nominated (MW)

21,077 66.08% of the total Registered Capacity

Previous Month: 20,471

Average Capacity Not Offered/Nominated (MW)

6,558 20.56% of the total Registered Capacity

Previous Month: 6,248

Load Weighted Average Price (LWAP) (PHP/MWh)

8,185 43.96%▲

Previous Month: 5,686

Average Capacity of Plants on Commissioning (MW)

2,015 6.32% of the total Registered Capacity

Previous Month: 2,005

Average Capacity on Outage (MW)

2,217 6.95% of the total Registered Capacity

Previous Month: 2,803

Average Effective Supply (MW)

19,639 6.50%▲

Previous Month: 18,440

Note: *The ERC declared a market suspension from 0005H on 26 March 2026 to 0000H on 01 May 2026, pursuant to Executive Order No. 110, which declared a state of national energy emergency due to global fuel supply disruptions and rising oil prices.*

PUBLIC

MARKET OUTCOME
REGIONAL AT A GLANCE

26 April- 25 May 2026

Philippine Electricity Market Corporation

Luzon

Total Registered Capacity (MW)	23,627.80
Average Effective Supply (MW)	14,045.16
Average Demand (MW)	11,568.18

Visayas

Total Registered Capacity (MW)	3,932.50
Average Effective Supply (MW)	2,668.96
Average Demand (MW)	2,181.10

Mindanao

Total Registered Capacity (MW)	4,335.50
Average Effective Supply (MW)	2,925.14
Average Demand (MW)	2,210.64

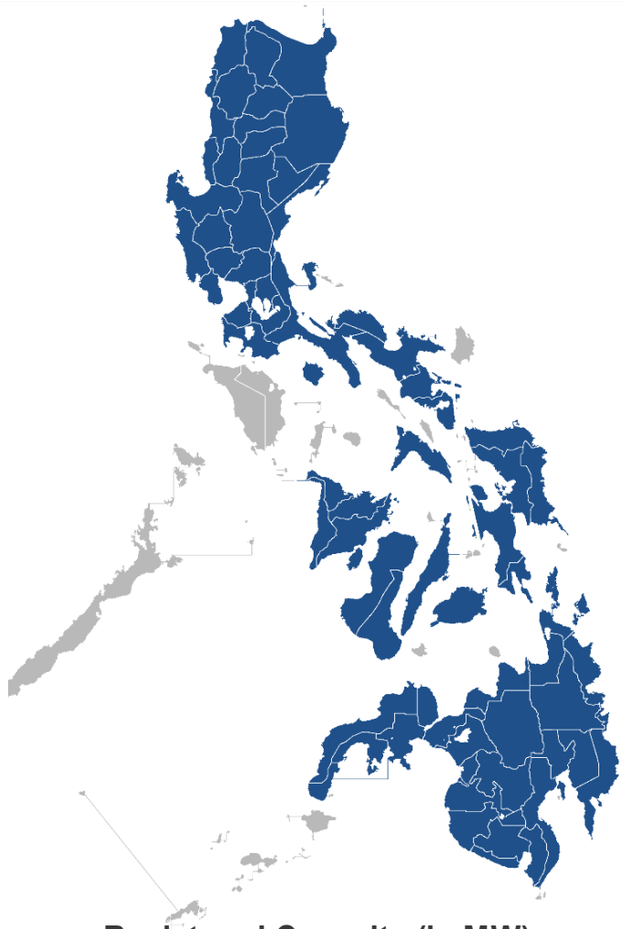

Zones	LWAP	Month-on-Month % Change
Northern Luzon	7,422.61	30.06%▲
Metro Manila	7,372.04	29.41%▲
Southern Luzon	7,258.15	27.59%▲
Bohol	10,996.42	91.99%▲
Cebu	10,880.37	90.90%▲
Leyte-Samar	11,681.94	106.86%▲
Negros	10,966.95	91.11%▲
Panay	11,087.78	94.07%▲
Lanao	9,238.39	62.72%▲
North Central	9,429.04	66.41%▲
North-East	10,463.31	82.47%▲
North-West	10,414.94	82.31%▲
South-East	10,039.50	76.12%▲
South-West	10,323.17	80.54%▲

Registered Capacity (in MW)

	COAL	NATGAS	GEO	HYDRO	OIL-BASED	WIND	SOLAR	BIOFUEL	BESS
Luzon	8,891.50	4,554.50	766.20	2,505.10	1,678.30	403.30	4,223.70	155.00	450.20
Visayas	1,329.70		831.00	65.70	455.80	102.80	781.80	191.20	174.50
Mindanao	2,143.30		105.60	1,203.10	641.10	0.00	84.40	58.00	100.00

PUBLIC

MARKET OUTCOME
CAPACITY PROFILE

26 April- 25 May 2026

Philippine Electricity Market Corporation

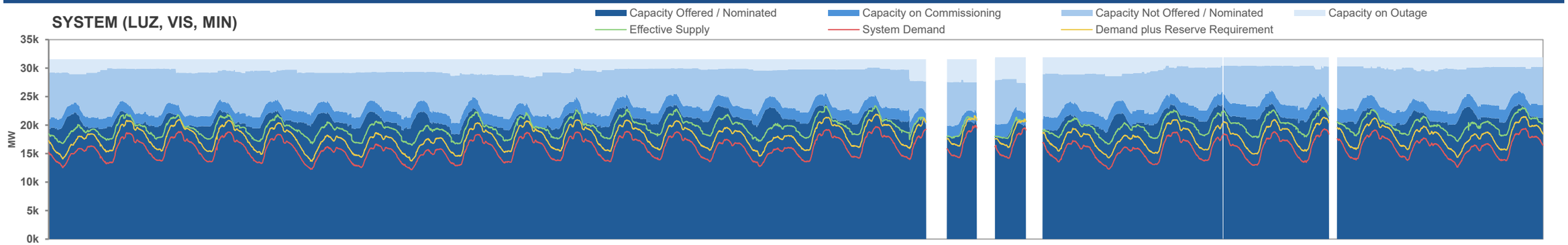

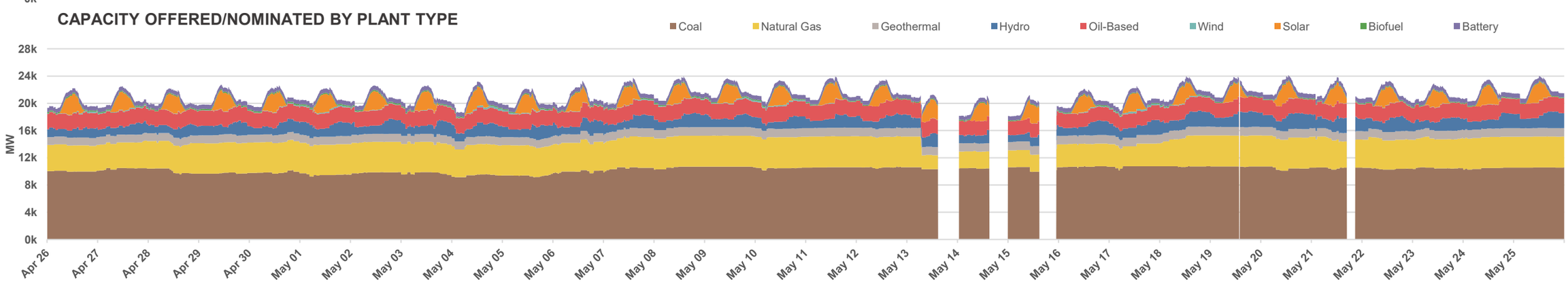

Particulars	Min		Max		Ave	Month-on-Month %Change
	(in MW)	Date and time Interval	(in MW)	Date and time Interval	(in MW)	
Effective Supply						
System	16,466.74	5/3/2026 7:00	23,392.35	5/12/2026 14:10	19,639.26	6.50%▲
Luzon	11,472.45	5/3/2026 7:00	17,213.10	5/25/2026 14:05	14,045.16	8.81%▲
Visayas	2,117.91	5/24/2026 6:45	3,167.01	5/6/2026 13:55	2,668.96	3.73%▲
Mindanao	2,468.28	5/24/2026 7:10	3,415.56	4/30/2026 13:50	2,925.14	1.14%▼
Demand Plus Reserve Requirement						
System	13,607.15	5/1/2026 6:20	22,173.34	5/14/2026 14:30	17,950.34	7.69%▲
Luzon	9,520.45	5/1/2026 6:20	16,080.16	5/14/2026 14:30	13,008.95	8.92%▲
Visayas	1,817.10	5/24/2026 6:45	3,039.62	5/13/2026 14:45	2,454.95	7.00%▲
Mindanao	1,867.80	5/24/2026 7:10	3,145.39	5/12/2026 13:45	2,486.44	2.32%▲

Particulars	Min		Max		Ave	Month-on-Month %Change
	(in MW)	Date and time Interval	(in MW)	Date and time Interval	(in MW)	
Capacity Offered/Nominated						
Coal	9,160.40	5/5/2026 15:05	10,757.60	5/16/2026 12:10	10,271.73	3.93%▲
Natural Gas	2,036.10	5/13/2026 7:10	4,545.40	5/7/2026 9:45	4,129.32	1.45%▲
Geothermal	1,110.40	4/26/2026 8:35	1,299.20	5/18/2026 19:05	1,218.07	0.42%▲
Hydro	751.10	5/10/2026 5:35	2,435.00	5/25/2026 19:15	1,564.26	8.22%▲
Oil Based	1,928.10	5/15/2026 14:40	2,260.00	4/26/2026 0:05	2,194.85	2.18%▼
Wind	0.70	5/13/2026 8:15	302.10	5/4/2026 23:30	76.29	38.88%▲
Solar	0.00	4/26/2026 0:05	2,911.10	5/11/2026 11:45	856.63	7.01%▲
Biofuel	92.10	5/25/2026 5:05	187.80	4/30/2026 12:35	144.10	15.27%▼
Battery Storage	408.80	5/13/2026 17:35	670.70	5/22/2026 0:05	621.84	5.41%▲

PUBLIC

MARKET OUTCOME
CAPACITY PROFILE

26 April- 25 May 2026

Philippine Electricity Market Corporation

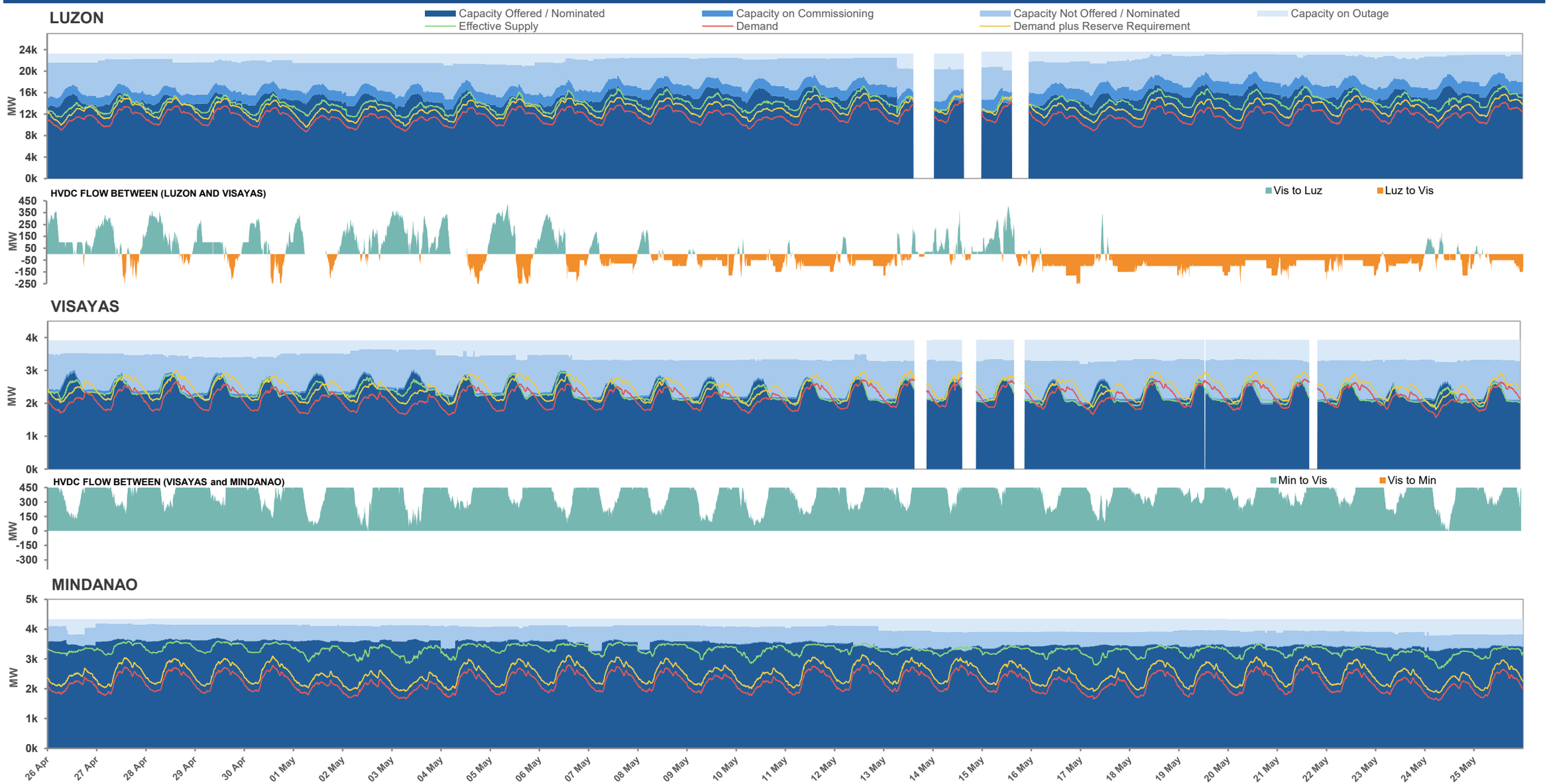

PUBLIC

MARKET OUTCOME
CAPACITY PROFILE
26 April- 25 May 2026

Philippine Electricity Market Corporation

HVDC Flow	Min (in MW)	Max (in MW)	Percent of Time	Month-on-Month %Change
Luz-Vis	0.13	250.00	60%	129.90%▲
Vis-Luz	0.01	420.00	36%	47.48%▼
Vis-Min	1.14	8.31	0%	99.34%▼
Min-Vis	0.15	450.00	100%	8.28%▲

**Note: The percent time represents the proportion of the total period during which the HVDCs were available and in operation.*

Particulars	Min (in MW)	Min Date and time Interval	Max (in MW)	Max Date and time Interval	Ave (in MW)	Month-on-Month %Change
Ramp Limited Capacity						
System	- 18.94	5/14/2026 16:25	6,106.05	5/10/2026 9:00	2,403.12	24.72%▼
Luzon	- 105.82	5/15/2026 18:50	4,747.41	5/24/2026 9:00	1,760.34	25.68%▼
Visayas	- 20.00	5/14/2026 16:50	654.75	4/26/2026 8:10	194.13	24.87%▼
Mindanao	3.47	5/13/2026 15:10	1,236.57	5/3/2026 8:45	448.65	20.64%▼

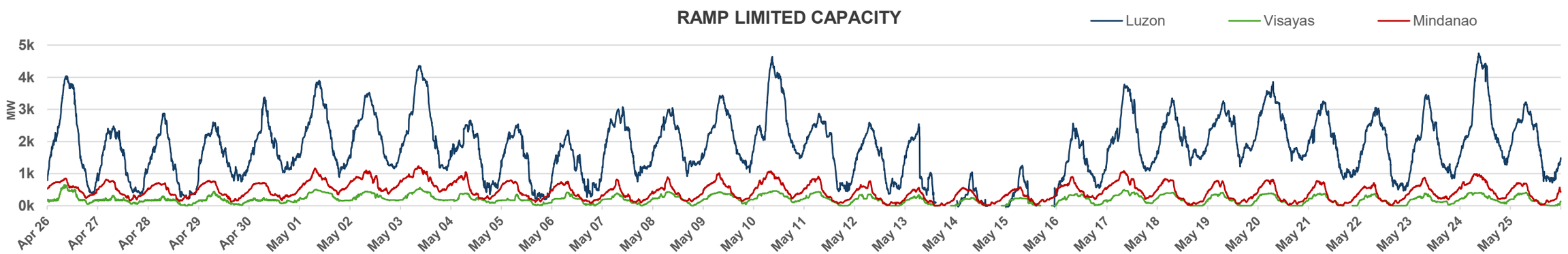

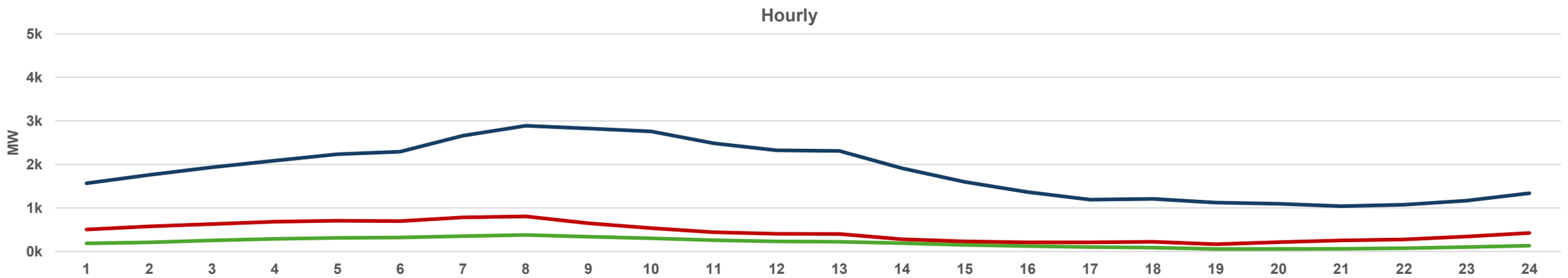

PUBLIC

MARKET OUTCOME

OUTAGE BY PLANT TYPE

26 April- 25 May 2026

Philippine Electricity Market Corporation

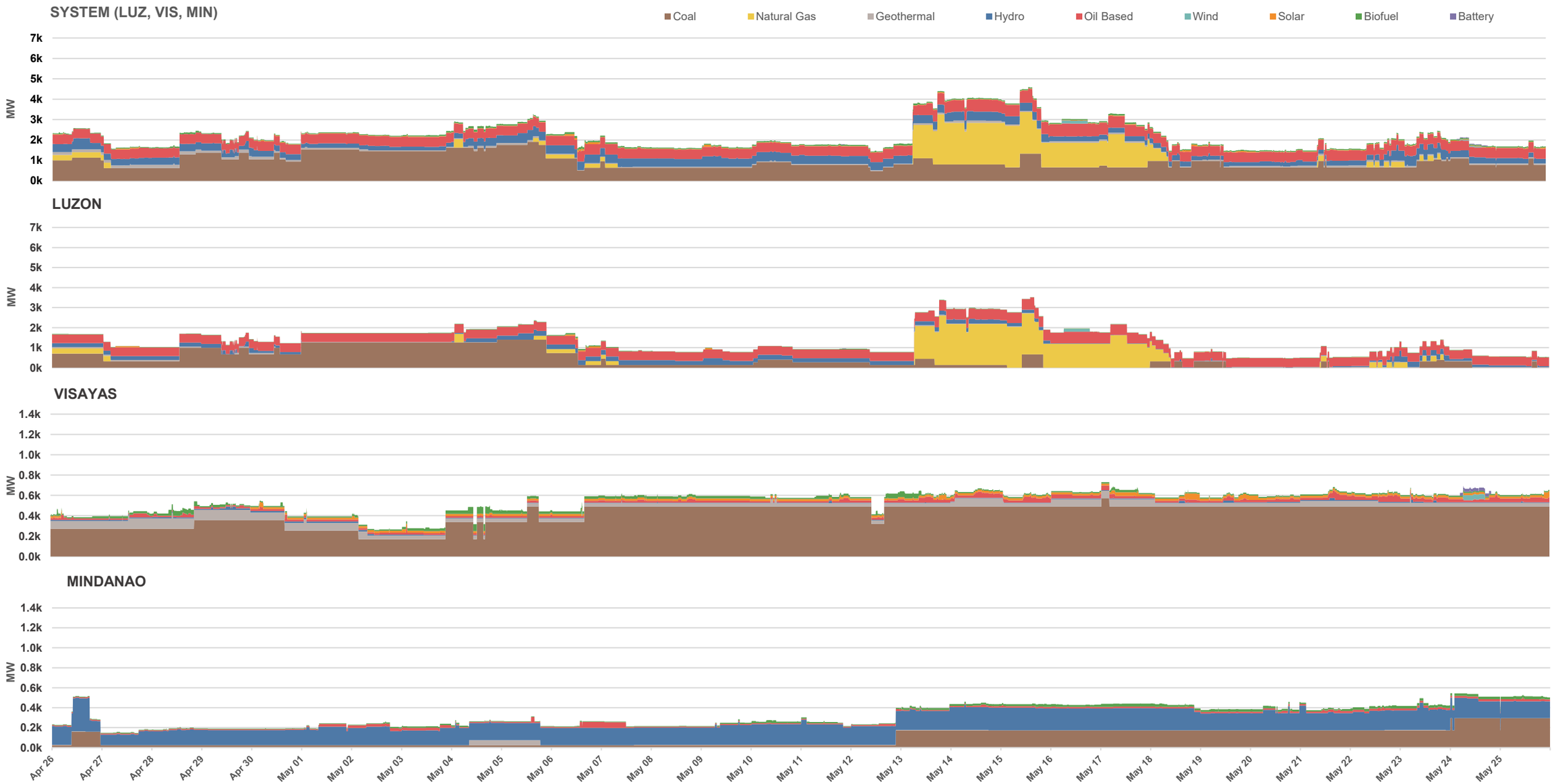

PUBLIC

MARKET OUTCOME

OUTAGE BY CATEGORY

26 April- 25 May 2026

Philippine Electricity Market Corporation

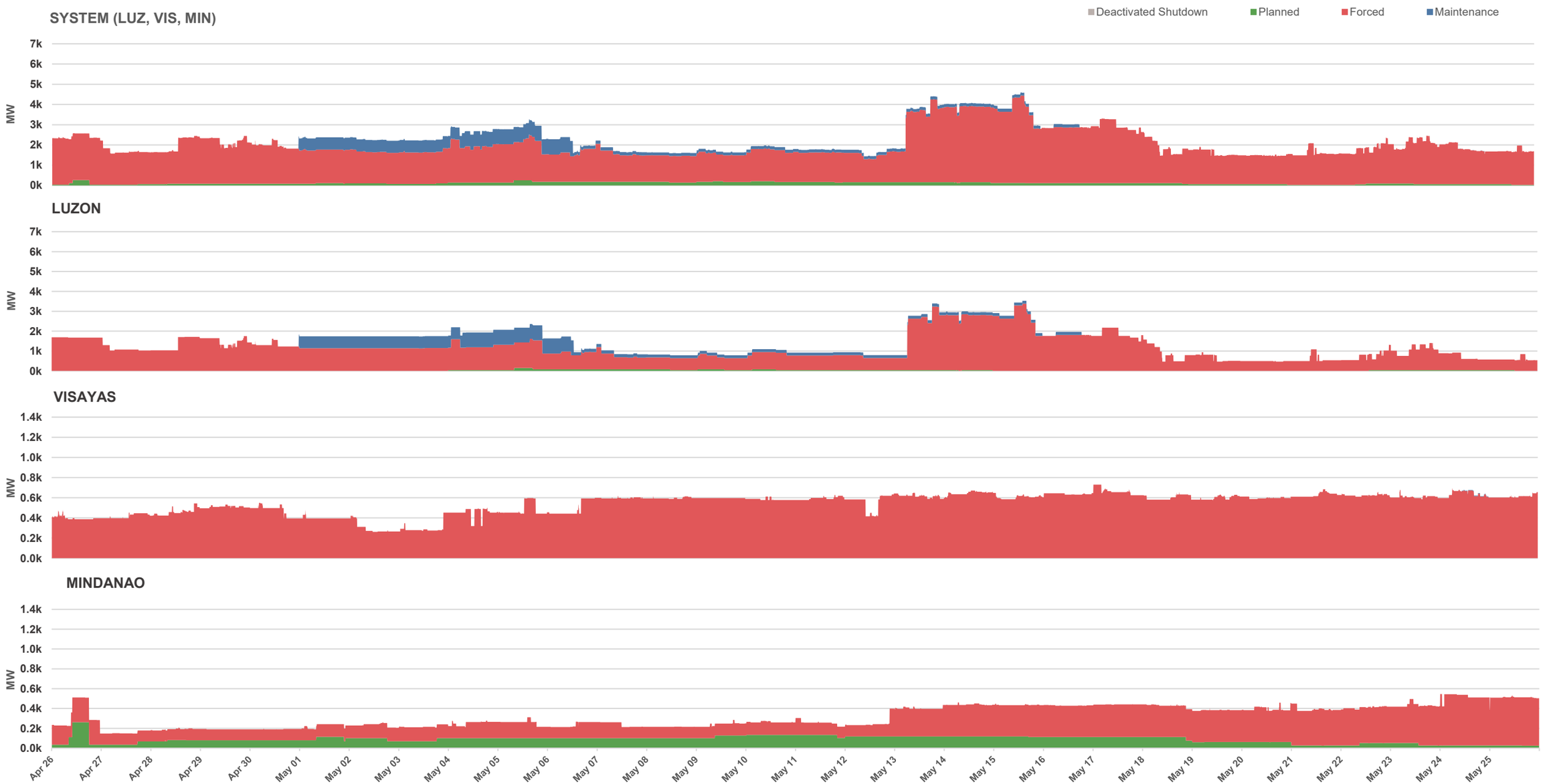

PUBLIC

MARKET OUTCOME
OUTAGE SUMMARY
26 April- 25 May 2026

Philippine Electricity Market Corporation

System

Particulars	Min		Max		Ave	Month-on-Month %Change
	(in MW)	Date and time Interval	(in MW)	Date and time Interval	(in MW)	
Coal	480.10	5/12/2026 10:25	1,914.10	5/5/2026 13:00	944.26	21.76%▼
Natural Gas	190.00	4/27/2026 4:15	2,462.10	5/13/2026 18:45	982.73	119.28%▲
Geothermal	36.71	5/2/2026 8:15	218.76	4/28/2026 10:20	72.66	35.66%▼
Hydro	165.30	5/3/2026 17:40	768.54	5/23/2026 0:05	331.79	48.16%▼
Oil Based	461.10	4/26/2026 0:05	700.10	5/15/2026 14:40	492.58	1.33%▲
Wind	13.20	4/26/2026 0:05	150.00	5/16/2026 6:40	102.39	99.98%▲
Solar	20.00	4/26/2026 5:40	102.30	5/9/2026 2:10	25.53	47.36%▼
Biofuel	28.40	4/26/2026 8:05	131.90	5/6/2026 14:40	52.20	19.15%▼
Battery Storage	24.00	4/26/2026 0:05	30.00	5/24/2026 5:05	29.29	27.37%▼

Luzon

Particulars	Min		Max		Ave	Month-on-Month %Change
	(in MW)	Date and time Interval	(in MW)	Date and time Interval	(in MW)	
Coal	134.00	5/15/2026 3:25	1,402.00	5/4/2026 22:05	582.90	31.88%▼
Natural Gas	190.00	4/27/2026 4:15	2,462.10	5/13/2026 18:45	982.73	119.28%▲
Geothermal	1.33	4/28/2026 23:50	61.33	4/26/2026 0:05	16.81	3.62%▼
Hydro	17.10	4/29/2026 10:05	563.40	5/23/2026 0:05	138.76	71.48%▼
Oil Based	435.50	4/26/2026 0:05	612.50	5/15/2026 14:30	449.68	3.25%▲
Wind	150.00	4/26/2026 0:05	150.00	5/16/2026 6:40	150.00	192.97%▲
Solar	4.80	4/26/2026 0:05	82.20	5/9/2026 2:10	19.28	68.66%▼
Biofuel	10.80	4/26/2026 8:05	66.60	5/6/2026 7:00	18.71	32.49%▼
Battery Storage	24.00	4/26/2026 0:05	24.00	5/11/2026 20:05	24.00	40.97%▼

Visayas

Particulars	Min		Max		Ave	Month-on-Month %Change
	(in MW)	Date and time Interval	(in MW)	Date and time Interval	(in MW)	
Coal	169.00	5/2/2026 4:00	571.70	5/17/2026 0:45	414.88	34.06%▲
Natural Gas						
Geothermal	35.38	5/2/2026 8:15	157.43	4/28/2026 10:20	52.36	45.01%▼
Hydro	5.90	5/2/2026 11:35	33.10	4/29/2026 12:15	8.58	3.33%▲
Oil Based	12.00	5/19/2026 10:35	77.20	5/21/2026 16:00	26.19	26.46%▼
Wind	13.20	4/26/2026 0:05	52.90	5/6/2026 15:15	49.52	
Solar	20.00	4/26/2026 5:40	80.60	5/18/2026 17:05	21.80	43.51%▼
Biofuel	11.90	4/26/2026 0:05	69.10	5/4/2026 8:35	19.11	31.26%▼
Battery Storage	30.00	4/26/2026 0:05	30.00	5/24/2026 5:05	30.00	98.55%▲

Mindanao

Particulars	Min		Max		Ave	Month-on-Month %Change
	(in MW)	Date and time Interval	(in MW)	Date and time Interval	(in MW)	
Coal	24.10	4/26/2026 0:05	296.10	5/24/2026 0:05	100.17	62.25%▲
Natural Gas						
Geothermal	3.60	4/26/2026 16:10	50.60	5/4/2026 8:30	10.03	178.74%▲
Hydro	106.30	4/27/2026 9:00	340.60	4/26/2026 17:25	184.44	26.97%▲
Oil Based	10.60	4/26/2026 0:05	59.60	5/5/2026 14:15	16.71	11.74%▲
Wind						
Solar	5.00	4/26/2026 0:05	5.00	5/18/2026 17:20	5.00	
Biofuel	5.70	4/26/2026 0:05	31.20	5/15/2026 20:50	14.37	58.92%▲
Battery Storage						

System

Particulars	Min		Max		Ave	Month-on-Month %Change
	(in MW)	Date and time Interval	(in MW)	Date and time Interval	(in MW)	
Planned	27.70	5/25/2026 18:55	263.50	4/26/2026 10:05	114.28	81.48%▼
Maintenance	5.00	4/26/2026 0:05	757.00	5/5/2026 22:20	319.48	366.81%▲
Forced	1,133.21	5/12/2026 12:20	4,327.61	5/15/2026 14:40	1,930.85	9.35%▼
Deactivated Shutdown						

Luzon

Particulars	Min		Max		Ave	Month-on-Month %Change
	(in MW)	Date and time Interval	(in MW)	Date and time Interval	(in MW)	
Planned	2.40	4/26/2026 0:05	151.40	5/5/2026 8:15	25.75	95.15%▼
Maintenance	145.00	4/26/2026 0:05	757.00	5/5/2026 22:20	330.51	188.93%▲
Forced	462.33	5/18/2026 10:20	3,378.23	5/15/2026 14:30	1,158.80	23.66%▼
Deactivated Shutdown						

Visayas

Particulars	Min		Max		Ave	Month-on-Month %Change
	(in MW)	Date and time Interval	(in MW)	Date and time Interval	(in MW)	
Planned						
Maintenance	5.00	4/26/2026 0:05	5.00	5/24/2026 11:15	5.00	84.42%▼
Forced	260.28	5/2/2026 11:35	729.68	5/17/2026 0:45	541.50	26.63%▲
Deactivated Shutdown						

Mindanao

Particulars	Min		Max		Ave	Month-on-Month %Change
	(in MW)	Date and time Interval	(in MW)	Date and time Interval	(in MW)	
Planned	25.30	5/23/2026 22:55	261.10	4/26/2026 10:05	88.53	112.77%▲
Maintenance						
Forced	110.60	4/27/2026 15:10	519.16	5/24/2026 0:05	230.55	25.05%▲
Deactivated Shutdown						

PUBLIC

MARKET OUTCOME
MARKET PRICE

26 April- 25 May 2026

Philippine Electricity Market Corporation

SYSTEM (LUZ, VIS, MIN)

Min		Max		Ave	Month-on-Month % Change
(PHP/MWh)	Date and time Interval	(PHP/MWh)	Date and time Interval	(PHP/MWh)	
-10,391.75	5/3/2026 9:25	32,735.42	5/22/2026 18:45	8,185.00	43.96%▲

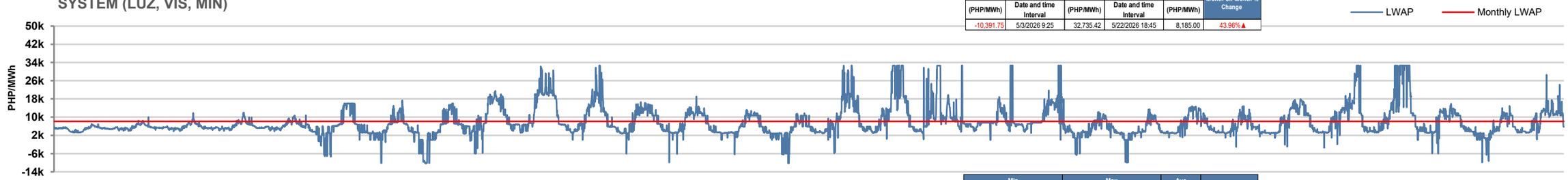

LUZON

Min		Max		Ave	Month-on-Month % Change
(PHP/MWh)	Date and time Interval	(PHP/MWh)	Date and time Interval	(PHP/MWh)	
-10,503.64	5/3/2026 9:25	32,835.28	5/5/2026 22:05	7,296.24	28.49%▲

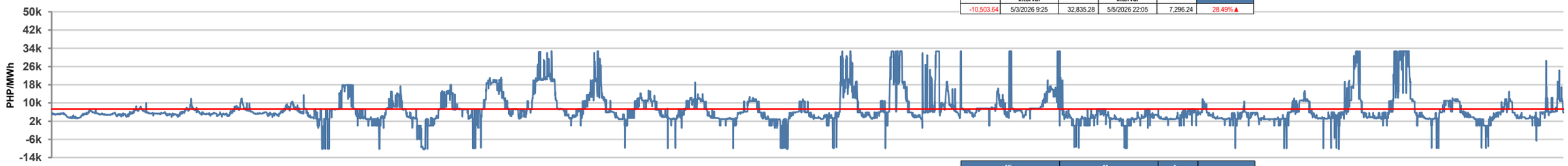

VISAYAS

Min		Max		Ave	Month-on-Month % Change
(PHP/MWh)	Date and time Interval	(PHP/MWh)	Date and time Interval	(PHP/MWh)	
-10,206.76	5/10/2026 14:10	44,453.61	5/19/2026 15:25	11,029.87	93.27%▲

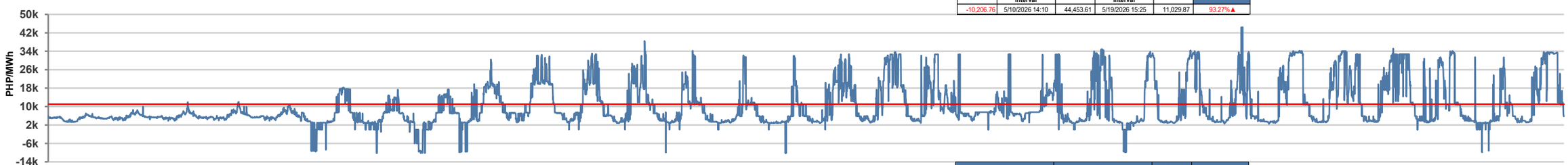

MINDANAO

Min		Max		Ave	Month-on-Month % Change
(PHP/MWh)	Date and time Interval	(PHP/MWh)	Date and time Interval	(PHP/MWh)	
-10,673.57	5/24/2026 9:05	36,834.21	5/22/2026 14:55	10,034.30	75.98%▲

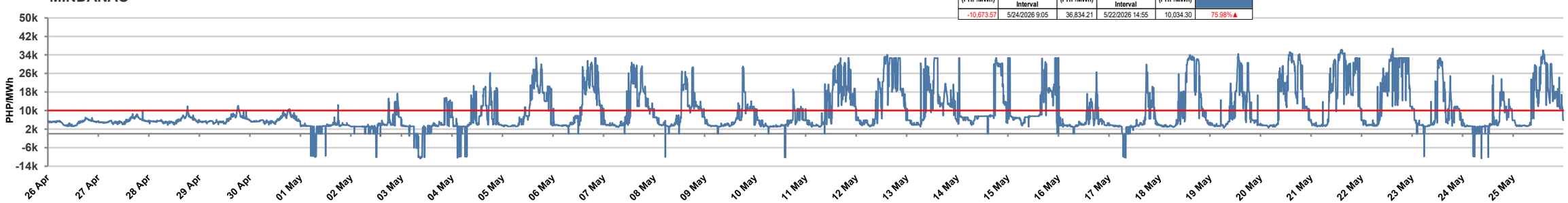

PUBLIC

MARKET OUTCOME
PRICING CONDITION

26 April- 25 May 2026

Philippine Electricity Market Corporation

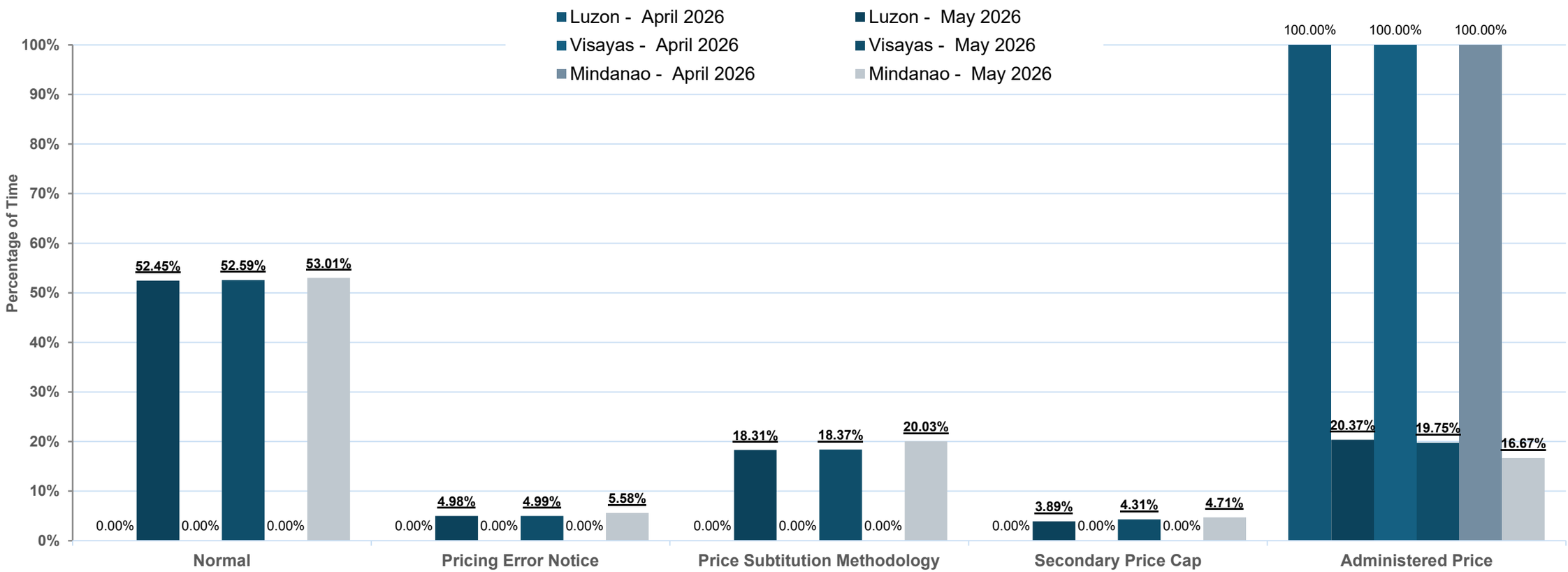

		Normal		Pricing Error Notice		Price Substitution Methodology		Secondary Price Cap		Administered Price	
Region/Grid	Billing Month	Count/Total No. of Trading Interval/s	%	Count/Total No. of Trading Interval/s	%	Count/Total No. of Trading Interval/s	%	Count/Total No. of Trading Interval/s	%	Count/Total No. of Trading Interval/s	%
Luzon	April 2026	0	0.00%	0	0.00%	0	0.00%	0	0.00%	8,928	100.00%
	May 2026	4,532	52.45%	430	4.98%	1,582	18.31%	336	3.89%	1,760	20.37%
Visayas	April 2026	0	0.00%	0	0.00%	0	0.00%	0	0.00%	8,928	100.00%
	May 2026	4,544	52.59%	431	4.99%	1,587	18.37%	372	4.31%	1,706	19.75%
Mindanao	April 2026	0	0.00%	0	0.00%	0	0.00%	0	0.00%	8,928	100.00%
	May 2026	4,580	53.01%	482	5.58%	1,731	20.03%	407	4.71%	1,440	16.67%

PUBLIC

MARKET OUTCOME
SPOT EXPOSURE

26 April- 25 May 2026

Philippine Electricity Market Corporation

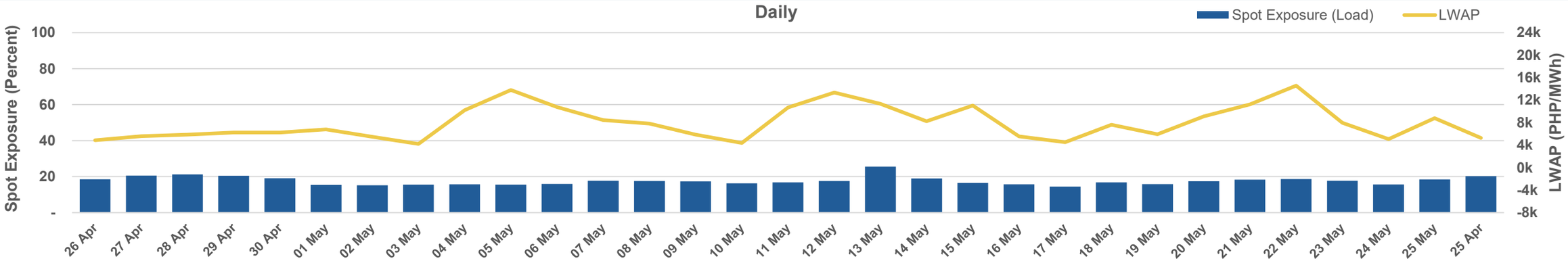

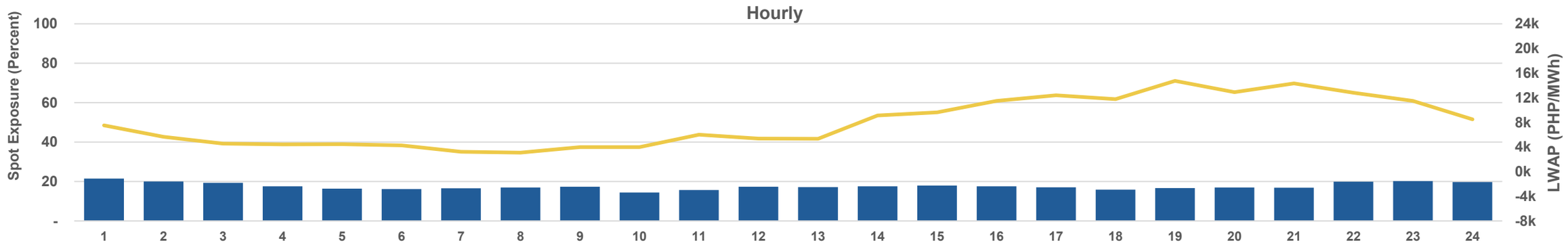

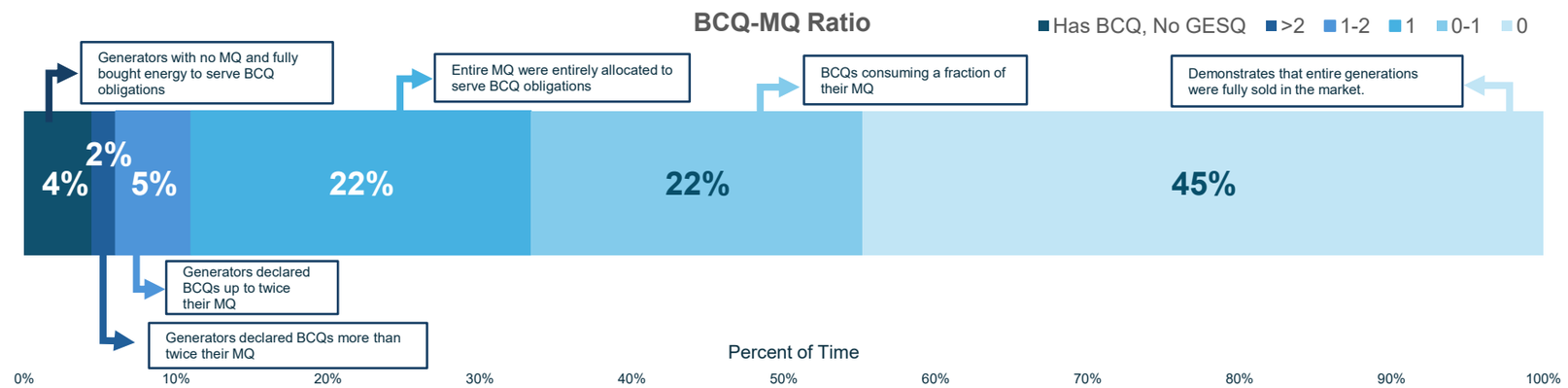

Legend	% of Time	Remarks
Has BCQ, No GESQ	4%	Generators with no MQ and fully bought energy to serve BCQ obligations
>2	2%	Generators declared BCQs more than twice their MQ
1-2	5%	Generators declared BCQs up to twice their MQ
1	22%	Entire MQ were entirely allocated to serve BCQ obligations
0-1	22%	BCQs consuming a fraction of their MQ
0	45%	Demonstrates that entire generations were fully sold in the market.

Note: The graph is derived from the occurrences of the BCQ-MQ ratio over time per generator trading interval.

PUBLIC

MARKET OUTCOME
STRUCTURAL COMPETITION
26 April- 25 May 2026

Philippine Electricity Market Corporation

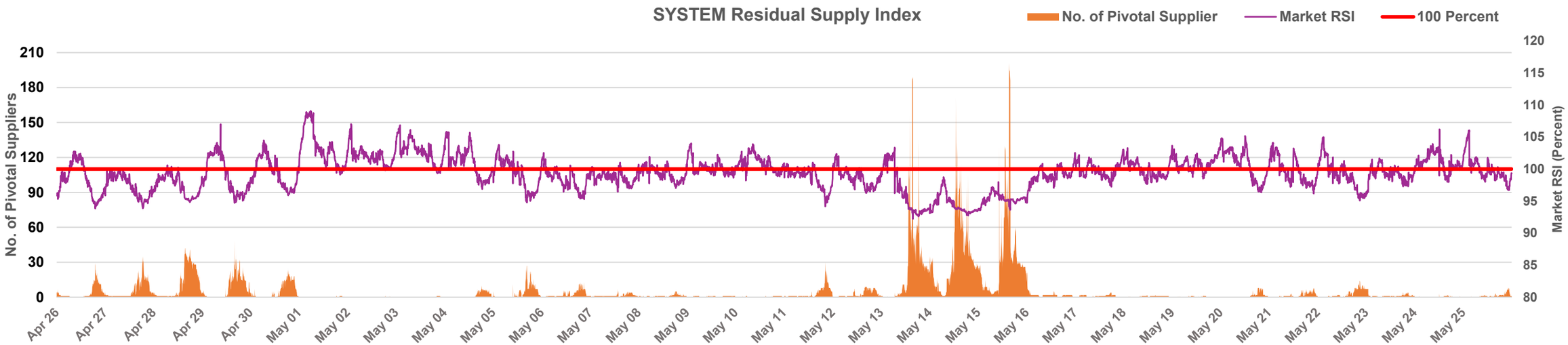

RSI		Price (PHP/MWh)	Time Interval
Max	109.07	4,240.09	5/1/2026 5:50
Min	92.22	10,851.82	5/13/2026 15:45

Price (PHP/MWh)		RSI	Time Interval
Max	32,735.42	96.93	5/22/2026 18:45
Min	-10,391.75	103.05	5/3/2026 9:25

Pivotal Supplier		Time Interval
Max	201	5/15/2026 15:20

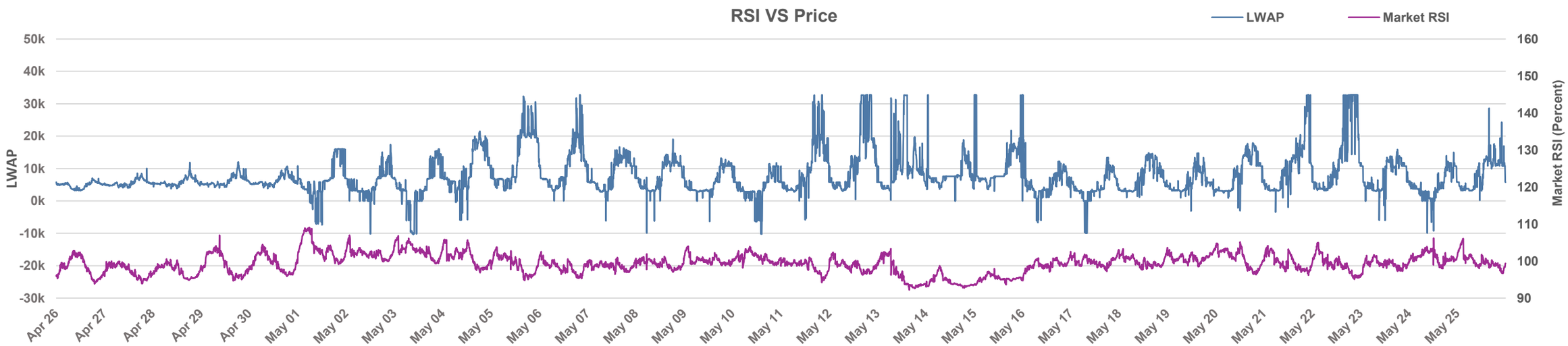

PUBLIC

MARKET OUTCOME
STRUCTURAL COMPETITION
26 April- 25 May 2026

Philippine Electricity Market Corporation

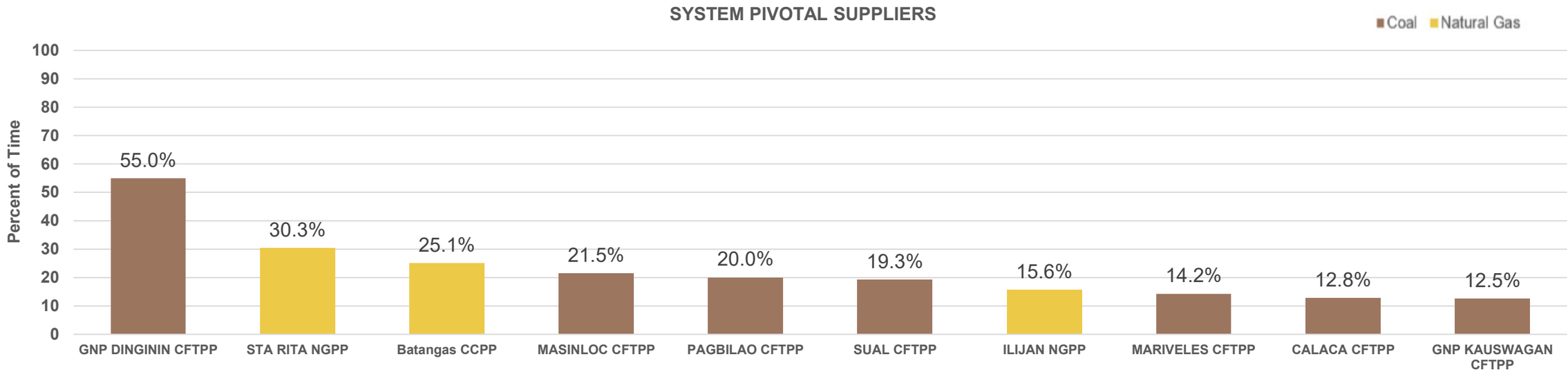

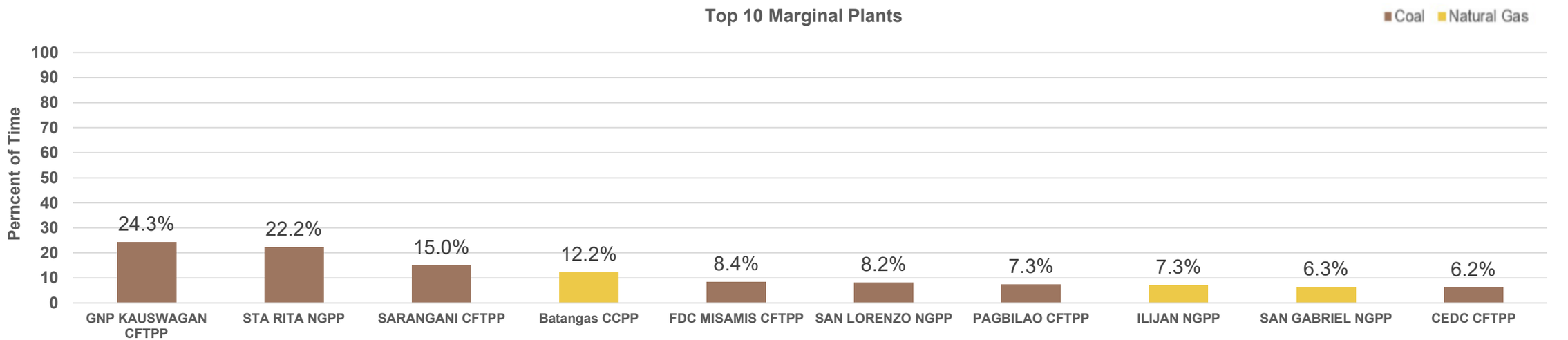

PUBLIC

MARKET OUTCOME
OFFERS
26 April- 25 May 2026

Philippine Electricity Market Corporation

BATTERY

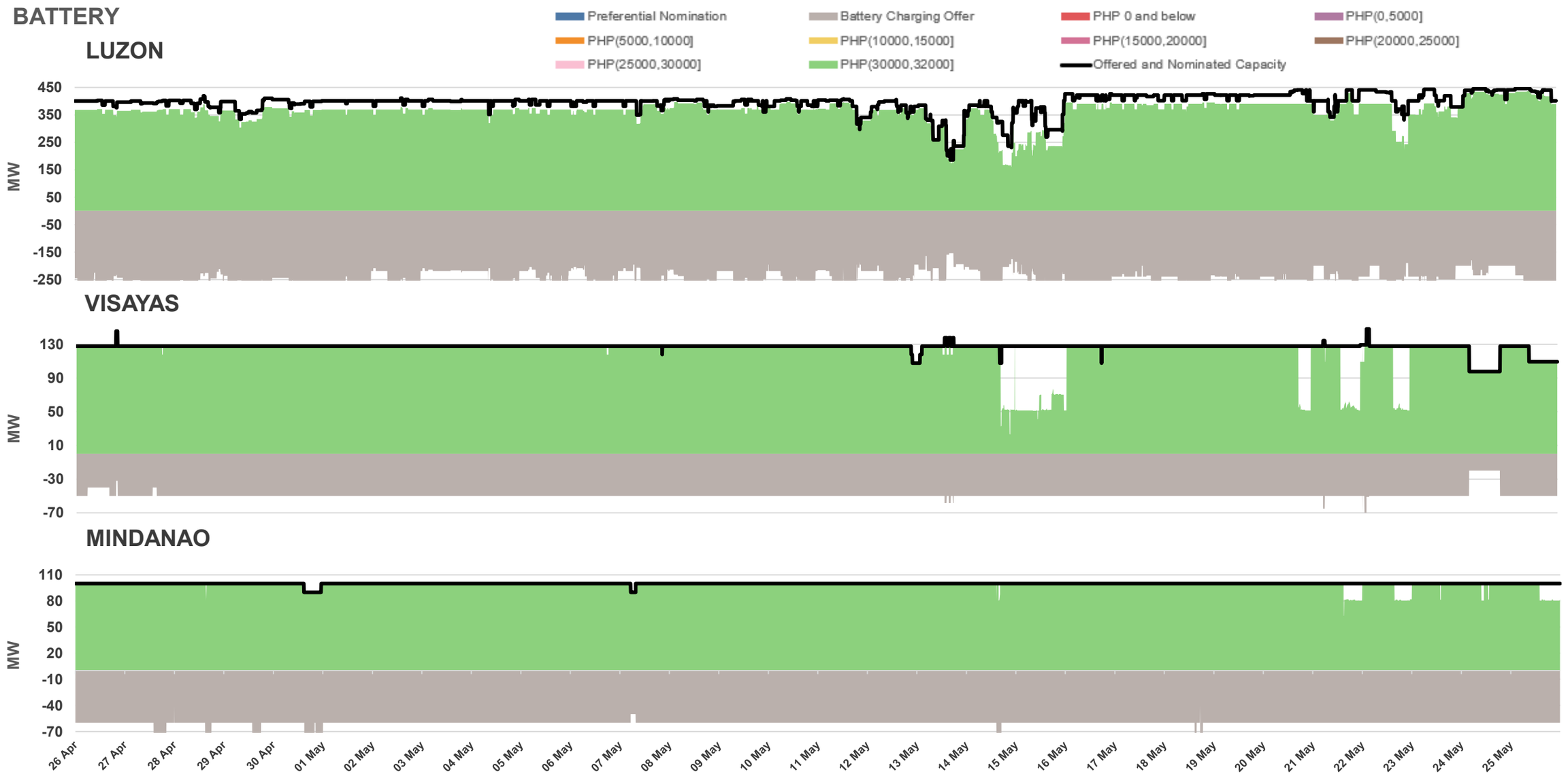

PUBLIC

MARKET OUTCOME
OFFERS
26 April- 25 May 2026

Philippine Electricity Market Corporation

COAL

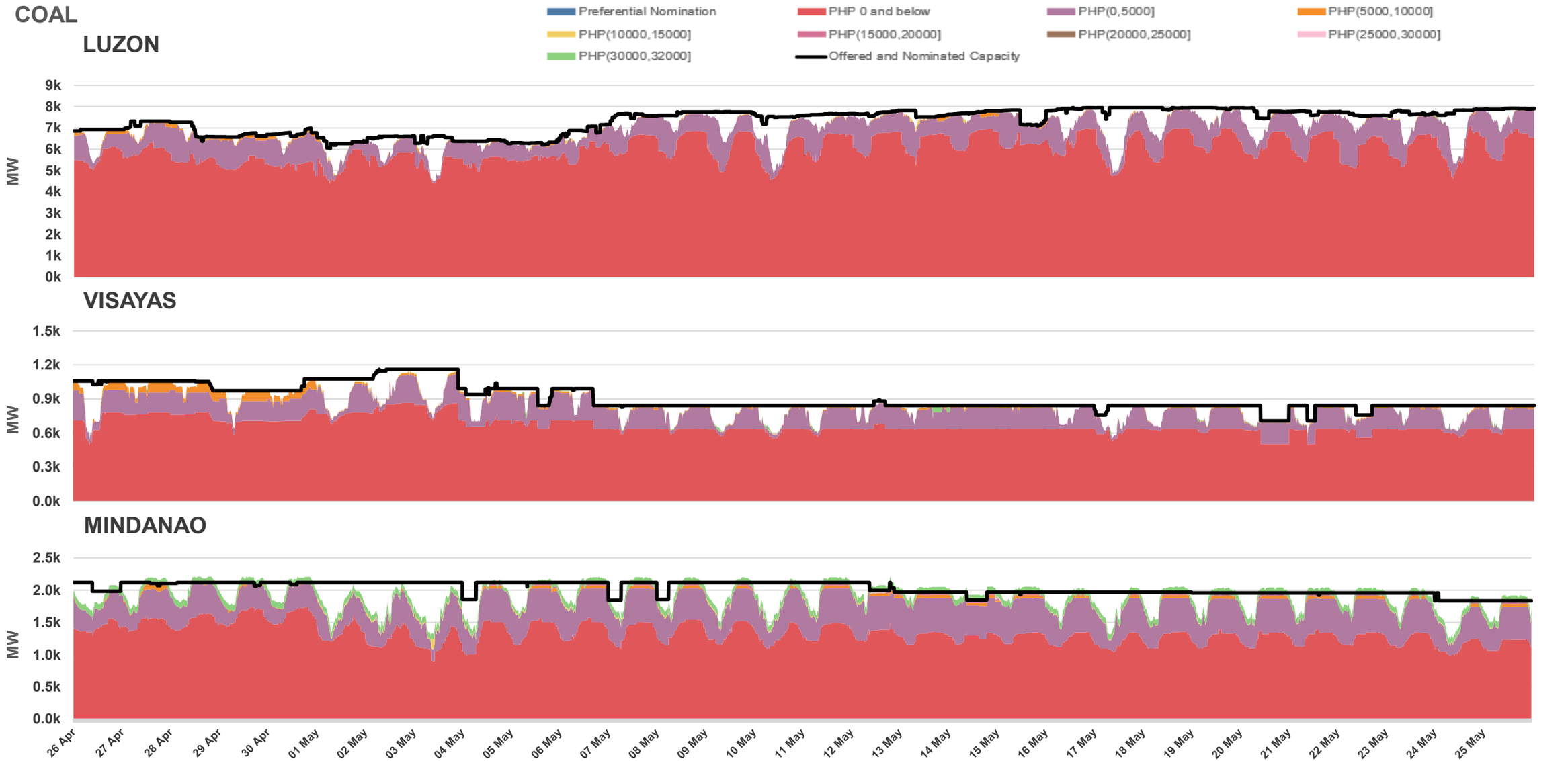

PUBLIC

MARKET OUTCOME
OFFERS
26 April- 25 May 2026

Philippine Electricity Market Corporation

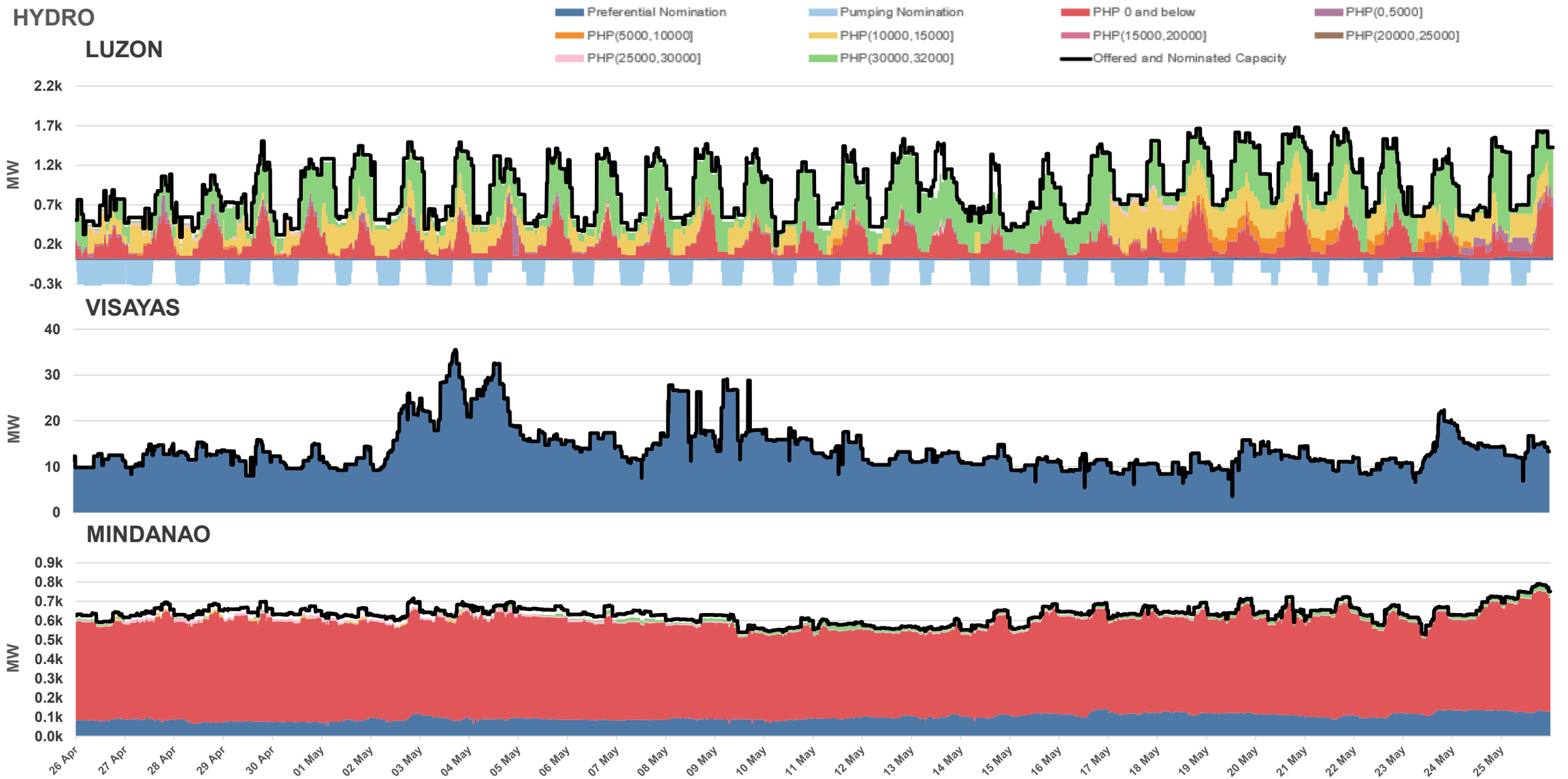

PUBLIC

MARKET OUTCOME
OFFERS
26 April- 25 May 2026

Philippine Electricity Market Corporation

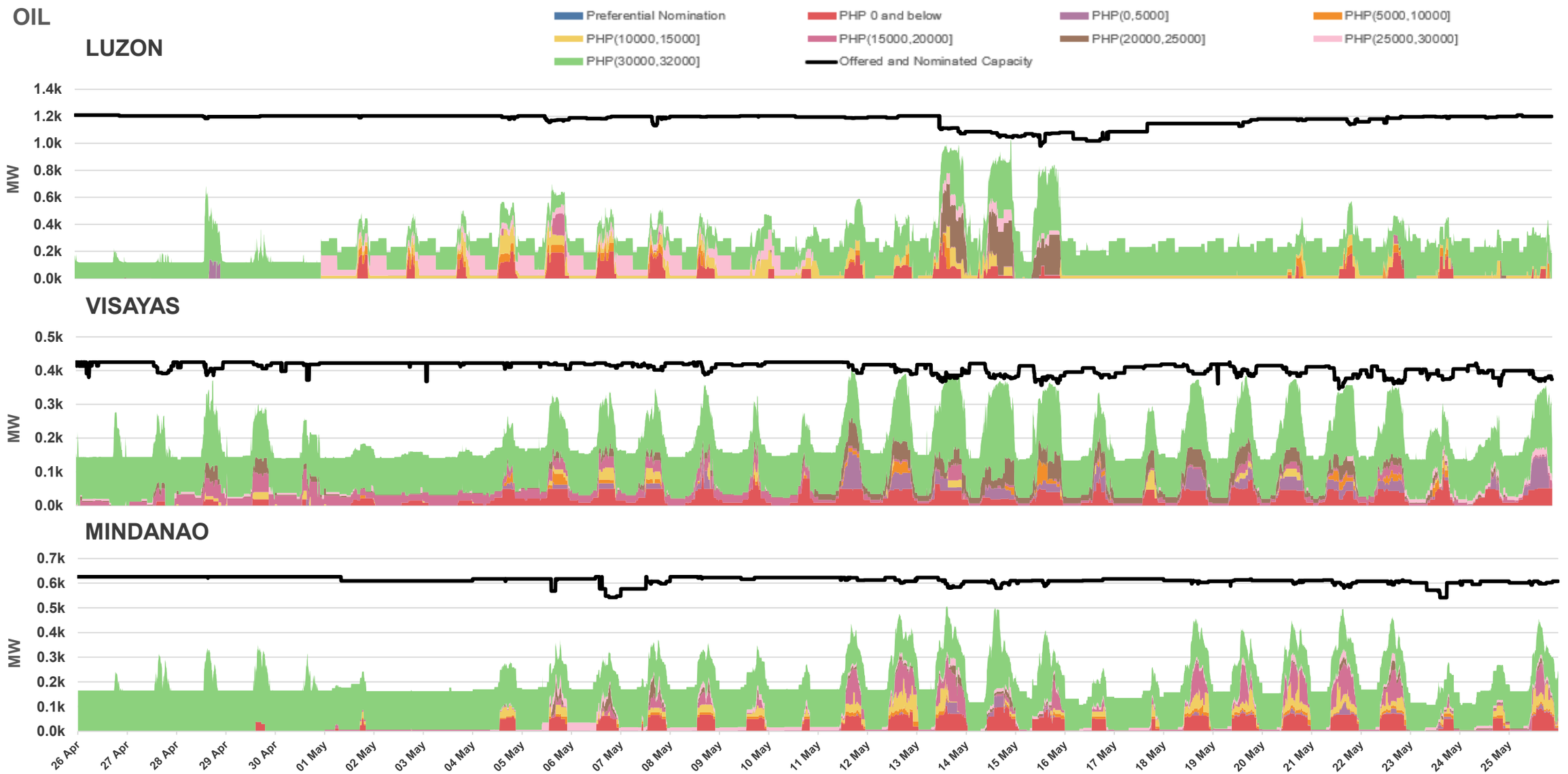

PUBLIC

RESERVE MARKET

AT A GLANCE

26 April- 25 May 2026

Reserve Total Registered Capacity (in MW)

5,745.30

18.01% of the total Registered Capacity

Previous Month: 5,796.80

0.89% ▼

		LUZON		VISAYAS		MINDANAO	
		Max Registered Capacity per Reserve Category (in MW)	Average Price (in PHP/MWh)	Max Registered Capacity per Reserve Category (in MW)	Average Price (in PHP/MWh)	Max Registered Capacity per Reserve Category (in MW)	Average Price (in PHP/MWh)
Regulating	Up	3,660.70	10,971.63	510.00	17,067.15	490.38	20,476.57
	Down		11,337.39		18,115.44		18,717.52
Contingency		3,301.50	5,010.10	559.50	11,206.76	875.48	4,274.72
Dispatchable		2,837.00	1,837.19	415.00	2,696.22	906.90	286.50

Note: *The ERC declared a market suspension from 0005H on 26 March 2026 to 0000H on 01 May 2026, pursuant to Executive Order No. 110, which declared a state of national energy emergency due to global fuel supply disruptions and rising oil prices.*

PUBLIC

MARKET OUTCOME
RESERVE MARKET

26 April- 25 May 2026

Philippine Electricity Market Corporation

LUZON - REGULATING UP

Requirement and Schedule

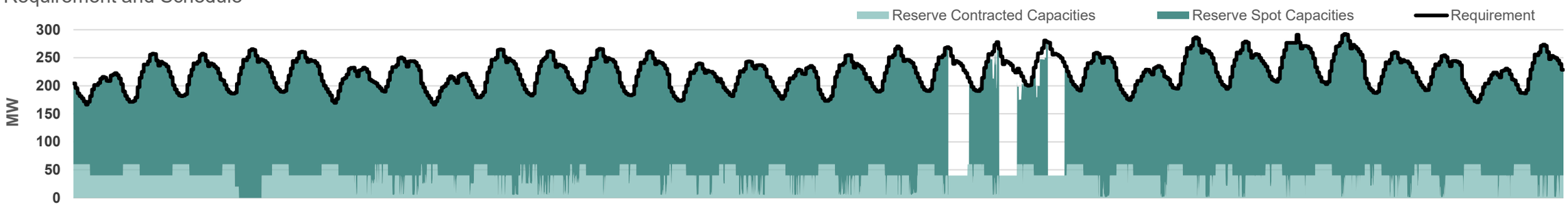

Offers

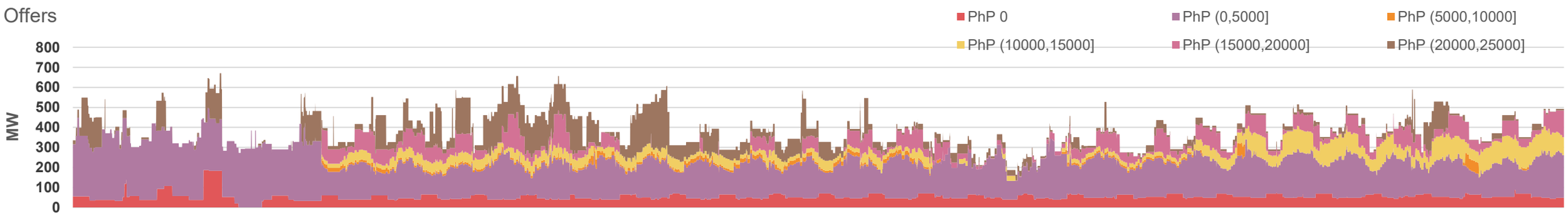

Price

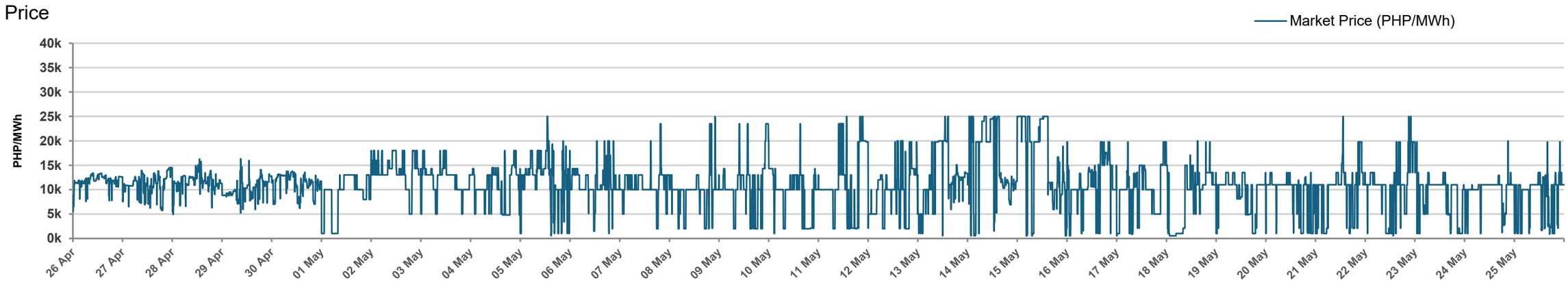

PUBLIC

MARKET OUTCOME
RESERVE MARKET

26 April- 25 May 2026

Philippine Electricity Market Corporation

LUZON - REGULATING DOWN

Requirement and Schedule

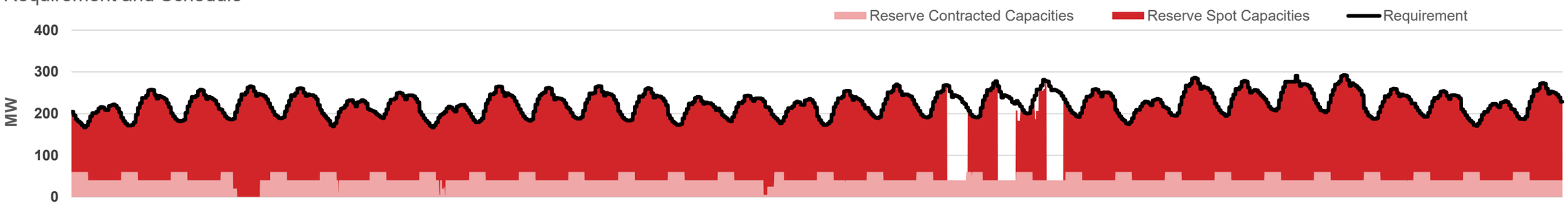

Offers

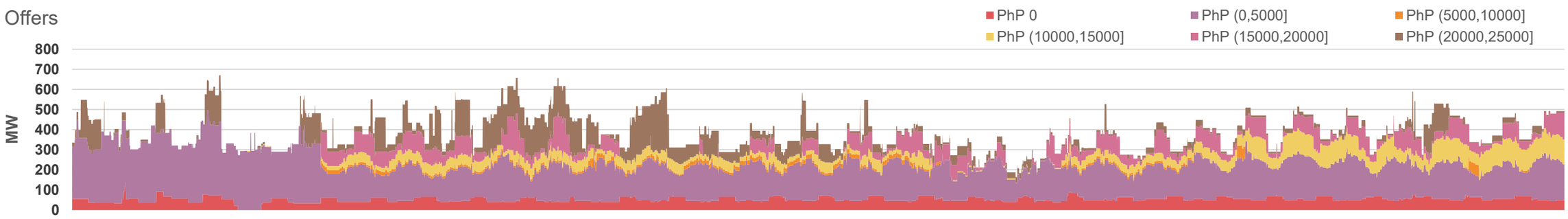

Price

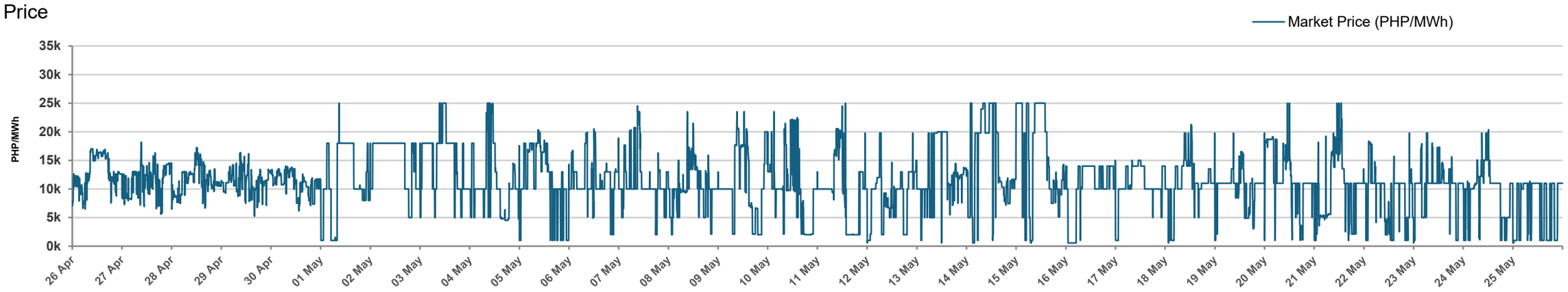

PUBLIC

MARKET OUTCOME
RESERVE MARKET

26 April- 25 May 2026

Philippine Electricity Market Corporation

LUZON - CONTINGENCY

Requirement and Schedule

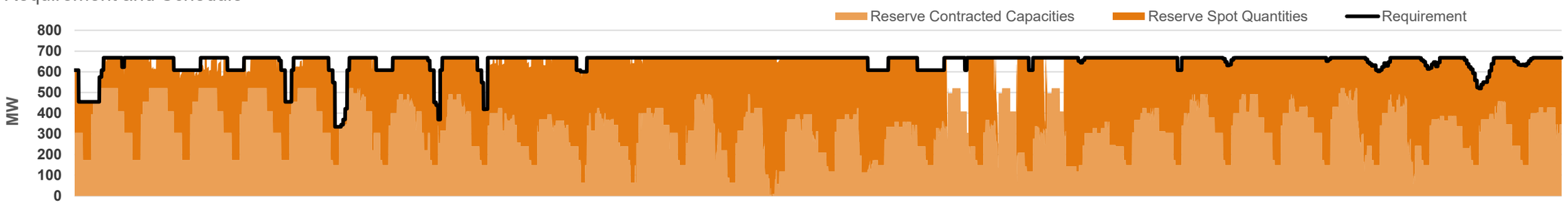

Offers

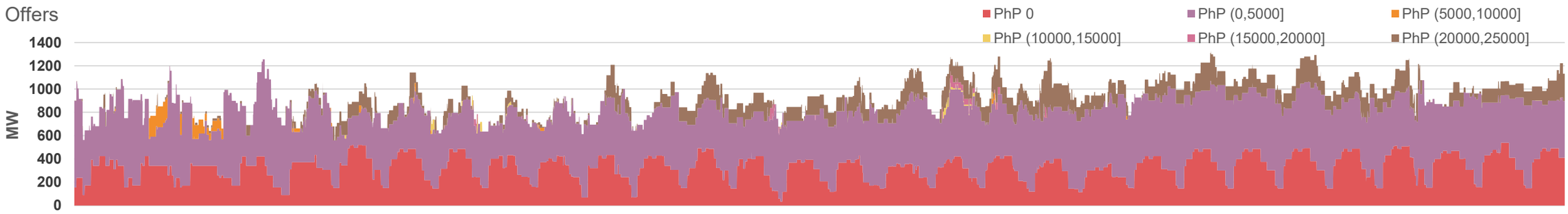

Price

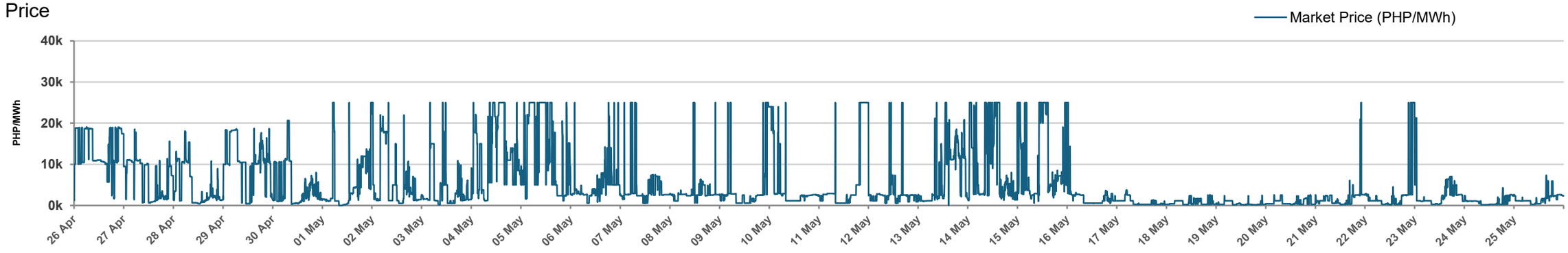

PUBLIC

MARKET OUTCOME
RESERVE MARKET

26 April- 25 May 2026

Philippine Electricity Market Corporation

LUZON - DISPATCHABLE

Requirement and Schedule

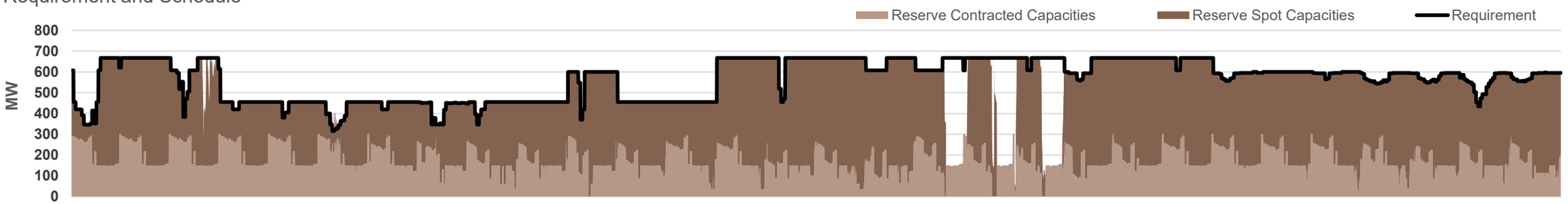

Offers

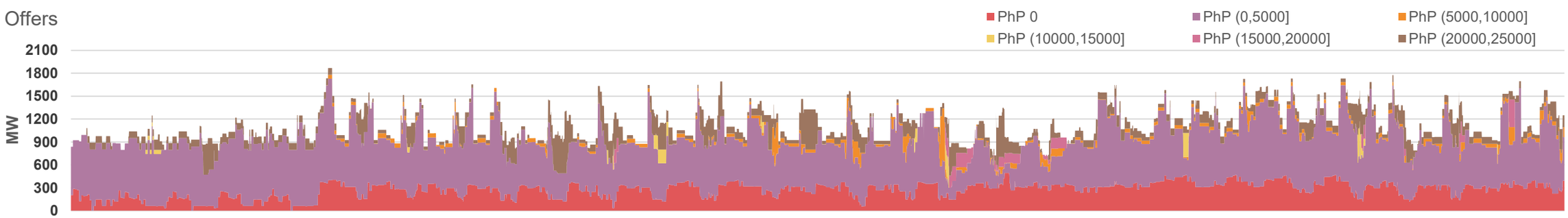

Price

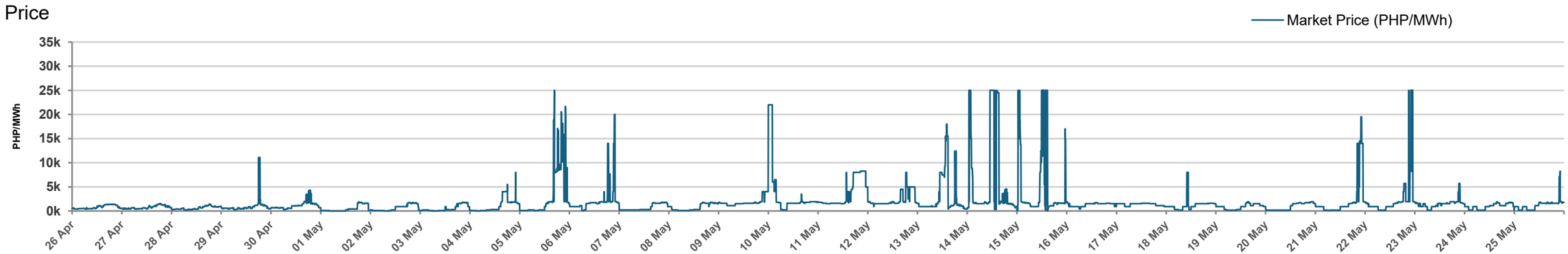

PUBLIC

MARKET OUTCOME
RESERVE MARKET

26 April- 25 May 2026

Philippine Electricity Market Corporation

VISAYAS - REGULATING UP

Requirement and Schedule

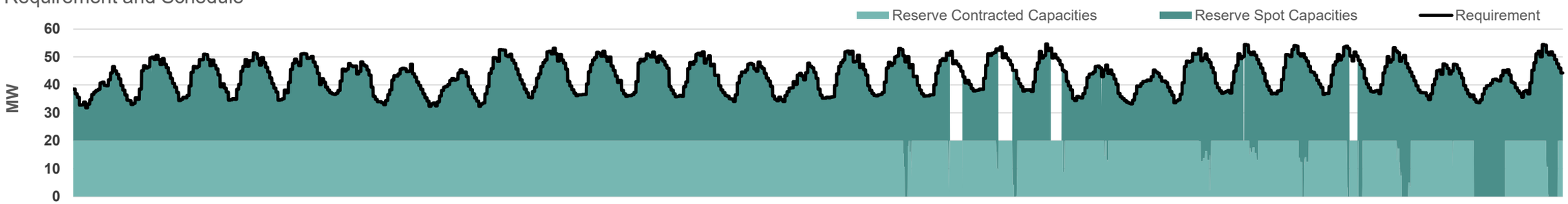

Offers

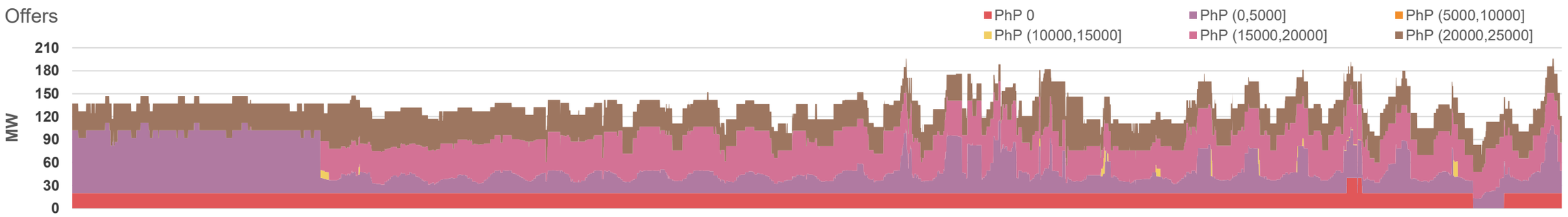

Price

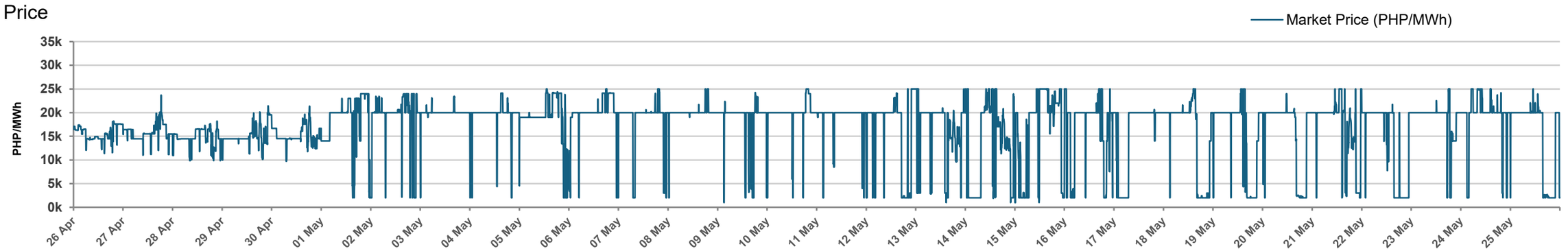

PUBLIC

MARKET OUTCOME
RESERVE MARKET

26 April- 25 May 2026

Philippine Electricity Market Corporation

VISAYAS - REGULATING DOWN

Requirement and Schedule

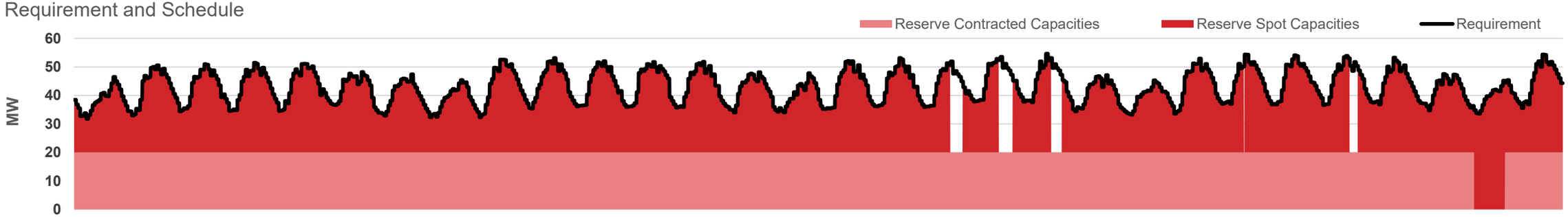

Offers

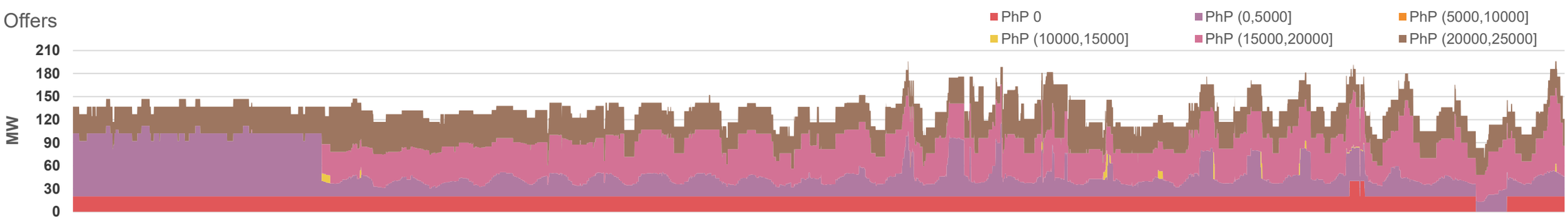

Price

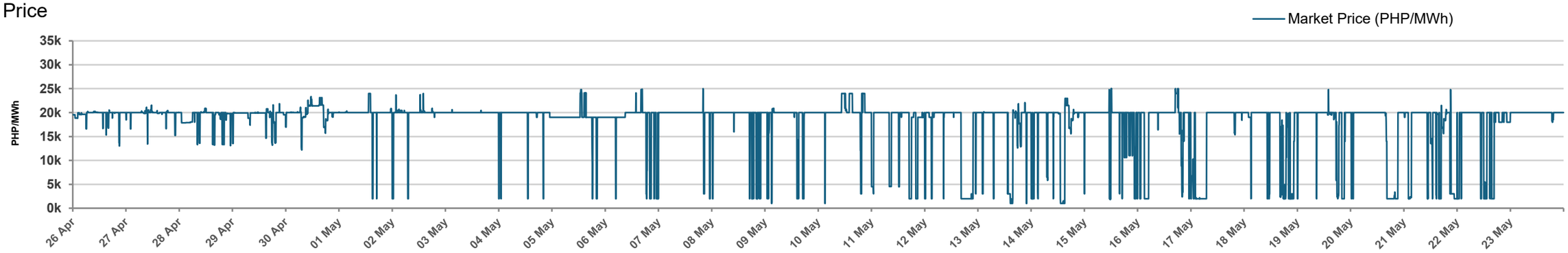

PUBLIC

MARKET OUTCOME
RESERVE MARKET

26 April- 25 May 2026

Philippine Electricity Market Corporation

VISAYAS - CONTINGENCY

Requirement and Schedule

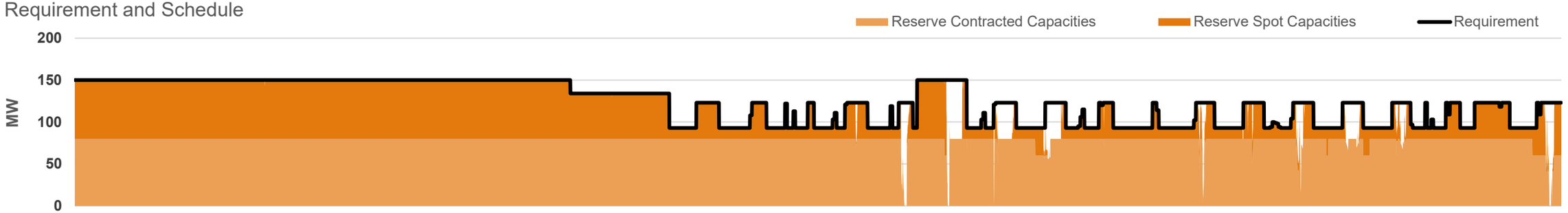

Offers

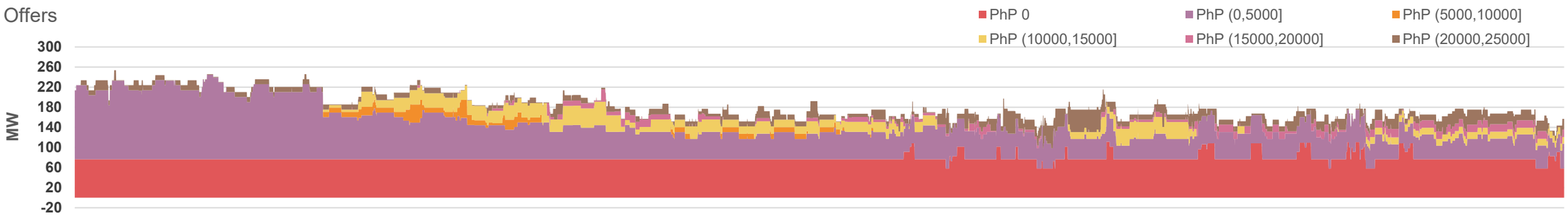

Price

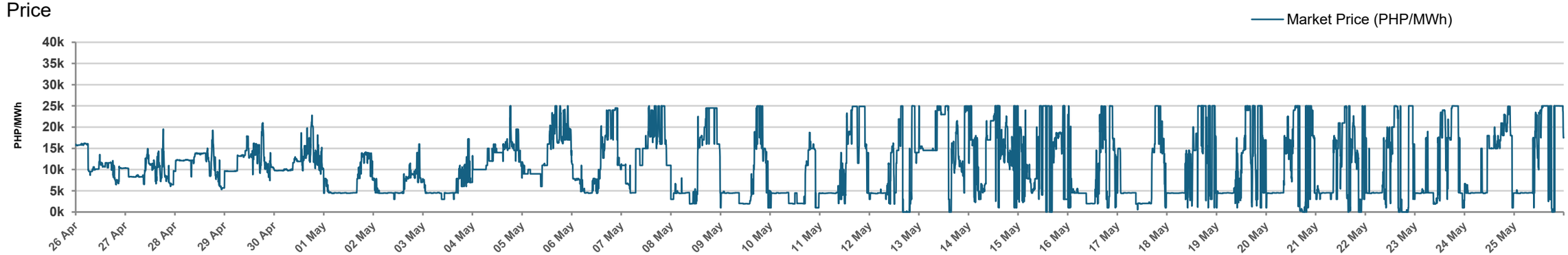

PUBLIC

MARKET OUTCOME
RESERVE MARKET

26 April- 25 May 2026

Philippine Electricity Market Corporation

VISAYAS - DISPATCHABLE

Requirement and Schedule

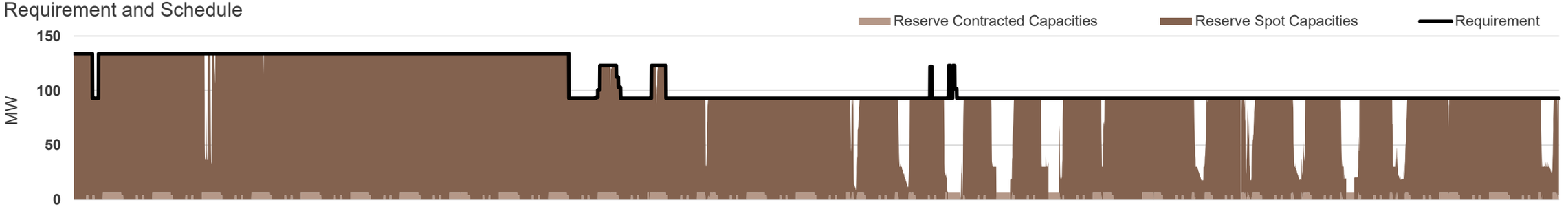

Offers

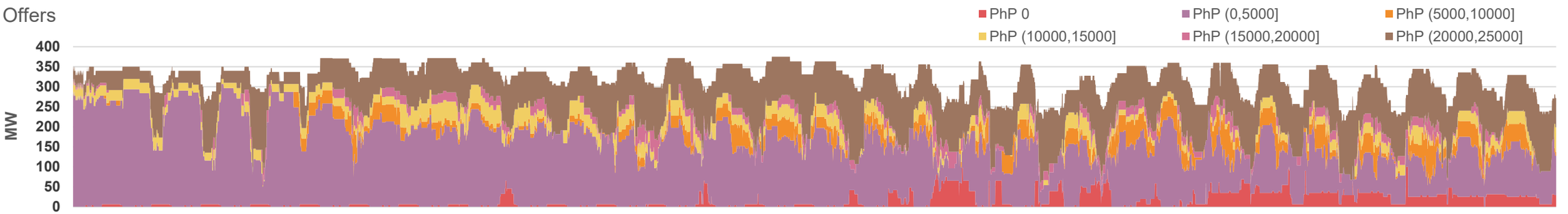

Price

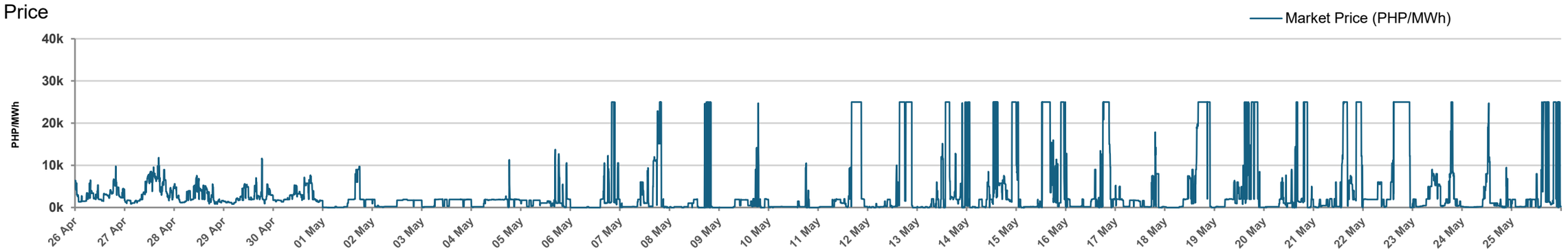

PUBLIC

MARKET OUTCOME
RESERVE MARKET

26 April- 25 May 2026

Philippine Electricity Market Corporation

MINDANAO - REGULATING UP

Requirement and Schedule

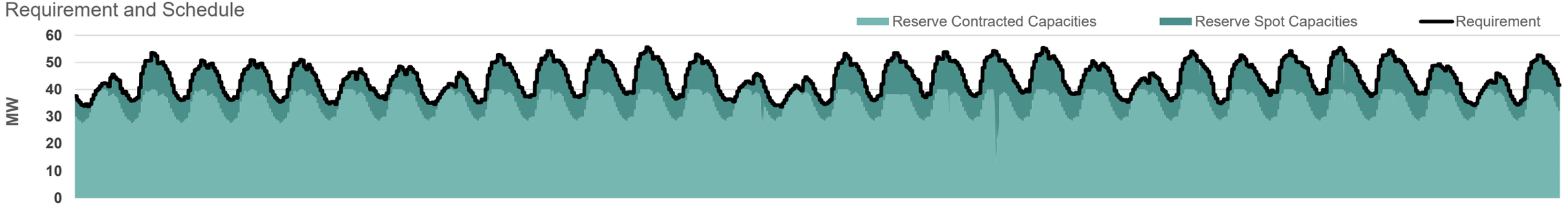

Offers

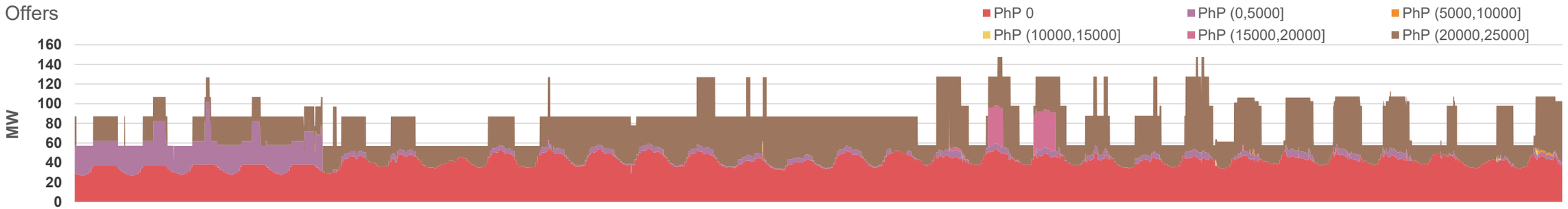

Price

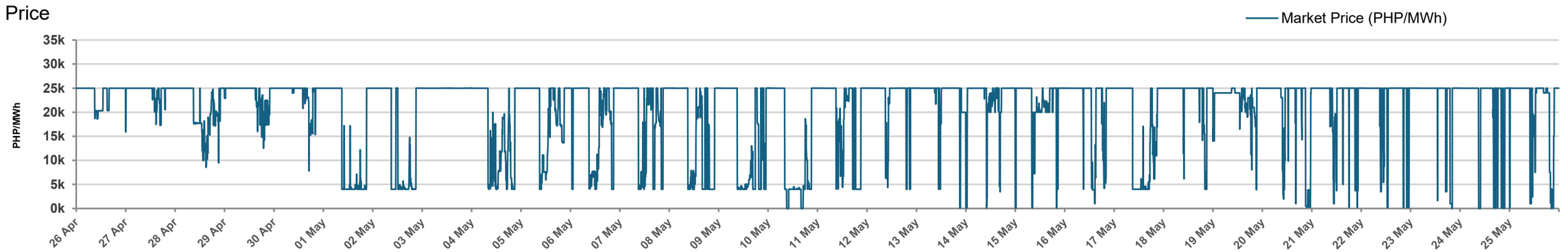

PUBLIC

MARKET OUTCOME
RESERVE MARKET

26 April- 25 May 2026

Philippine Electricity Market Corporation

MINDANAO - REGULATING DOWN

Requirement and Schedule

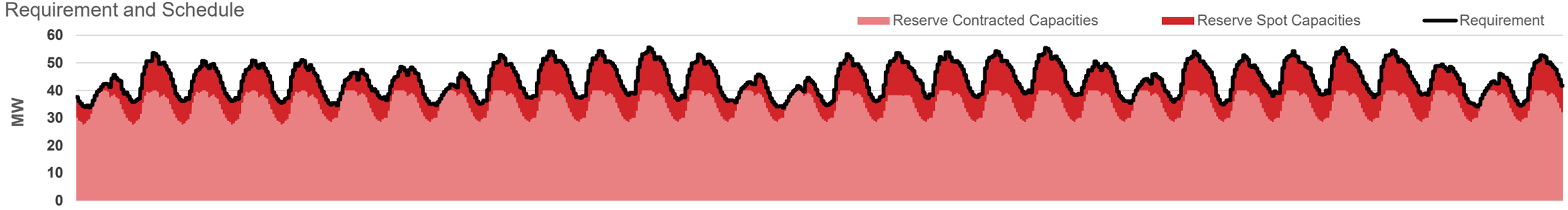

Offers

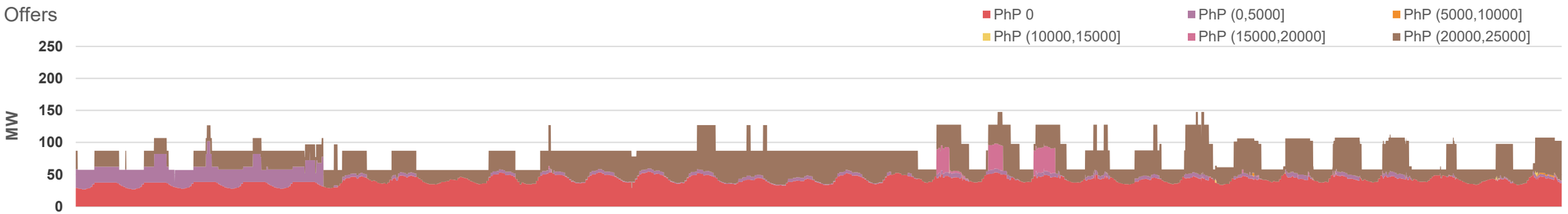

Price

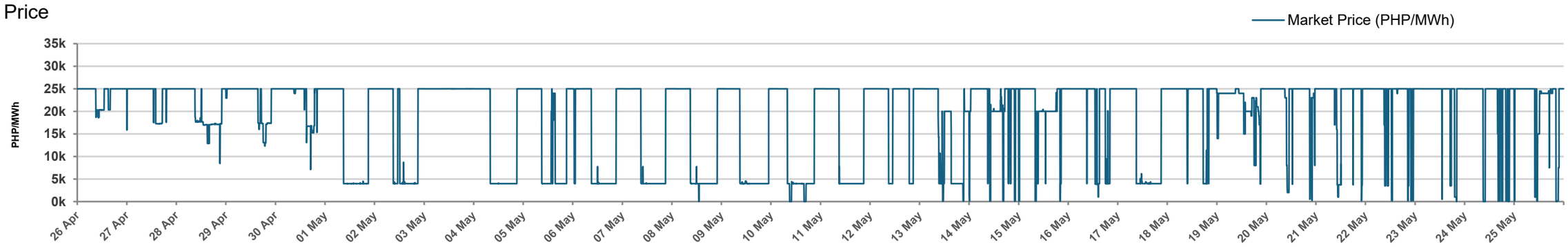

PUBLIC

MARKET OUTCOME
RESERVE MARKET

26 April- 25 May 2026

Philippine Electricity Market Corporation

MINDANAO - CONTINGENCY

Requirement and Schedule

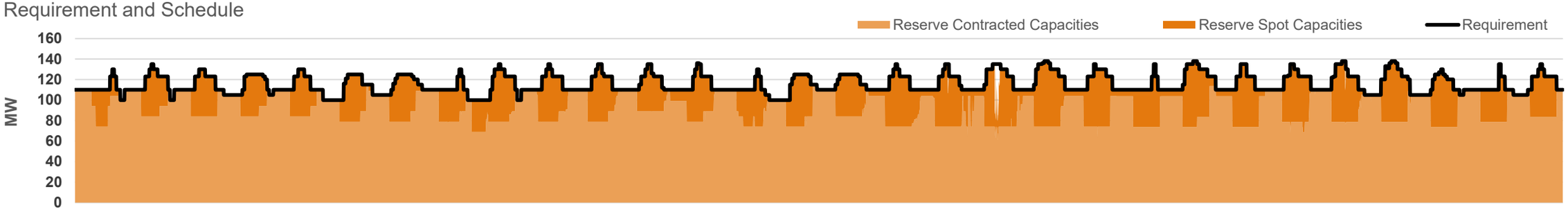

Offers

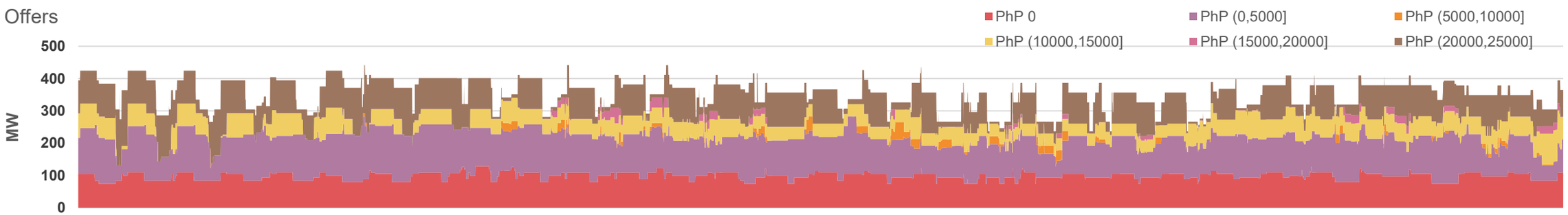

Price

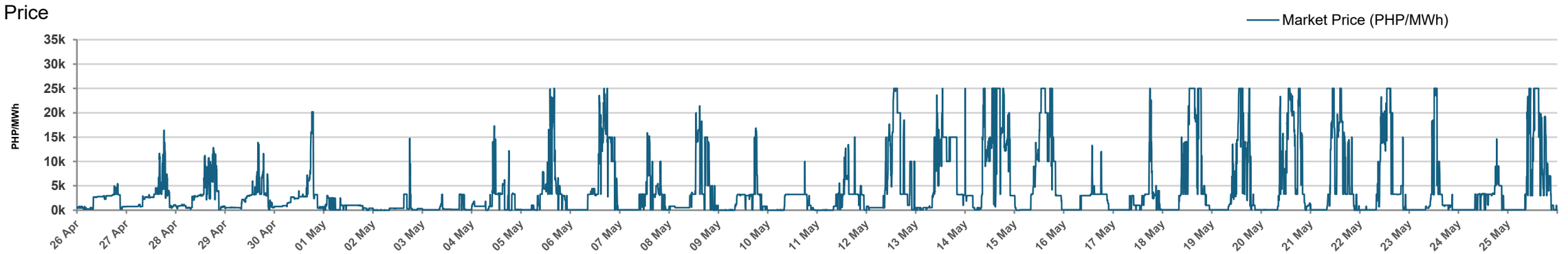

PUBLIC

MARKET OUTCOME
RESERVE MARKET

26 April- 25 May 2026

Philippine Electricity Market Corporation

MINDANAO - DISPATCHABLE

Requirement and Schedule

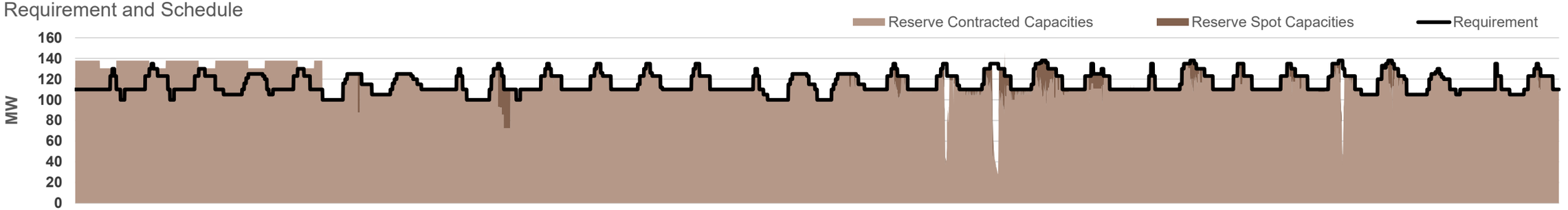

Offers

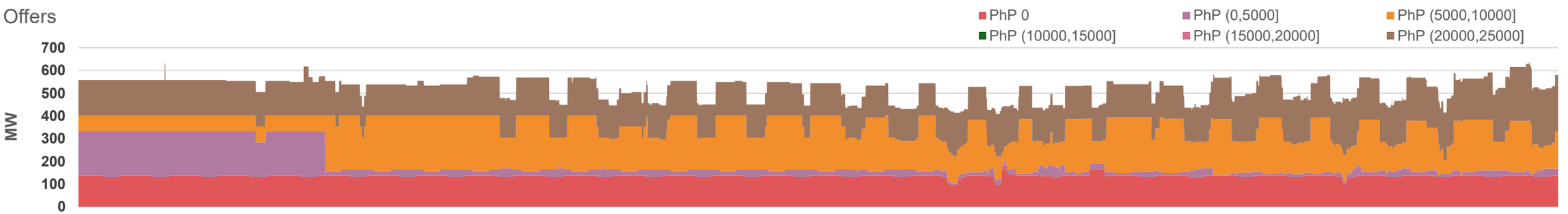

Price

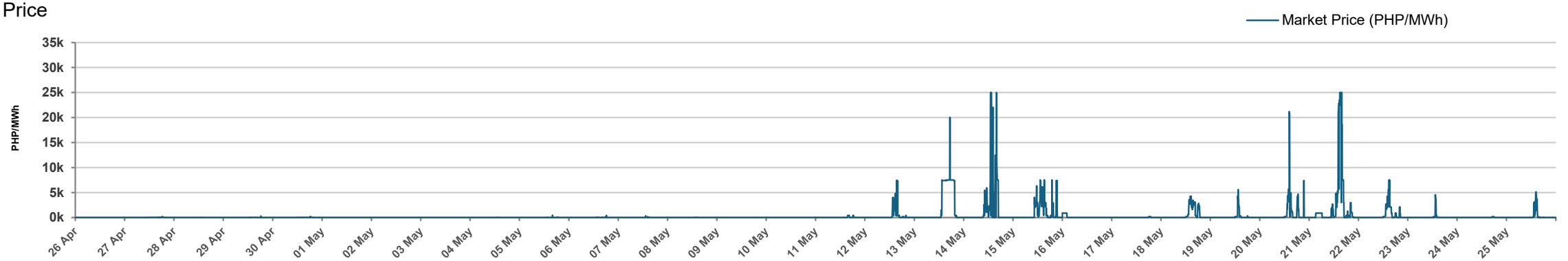

PUBLIC

MARKET OUTCOME
RESERVE MARKET

26 April- 25 May 2026

Philippine Electricity Market Corporation

Particulars	Reserve Schedule				Reserve Requirement Gap				Month-on-Month % Change	Market Price (in PHP/MWh)			Month-on-Month % Change
	Reserve Contracted Capacities		Reserve Spot Capacities										
	Average Capacity (in MW)	% Share	Average Capacity (in MW)	% Share	Min (in MW)	Max (in MW)	(Total no. of Interval/s)	(% of Time)		Min	Max	Ave	
Regulating Up													
Luzon	41.27	19%	175.59	81%	0.00	238.50	859	10%	14.01%▼	550.00	25,000.00	10,971.63	1.32%▼
Visayas	18.93	45%	23.35	55%	0.00	33.55	1,333	15%	15.91%▼	1,000.00	25,000.00	17,067.15	11.48%▲
Mindanao	35.04	79%	9.12	21%	0.00	11.24	3,990	46%	87.72%▲	0.00	25,000.00	20,476.57	12.07%▼
Regulating Down													
Luzon	45.60	21%	171.48	79%	0.00	238.50	513	6%	52.97%▼	550.00	25,000.00	11,337.39	2.32%▼
Visayas	19.58	46%	22.70	54%	0.00	33.55	1,978	23%	49.61%▲	1,000.00	25,000.00	18,115.44	6.96%▼
Mindanao	35.13	80%	9.03	20%	0.00	4.35	3,947	46%	109.06%▲	0.00	25,000.00	18,717.52	18.50%▼
Contingency													
Luzon	333.90	52%	306.03	48%	0.00	416.10	1,181	14%	46.14%▼	0.00	25,000.00	5,010.10	29.16%▼
Visayas	78.38	66%	40.87	34%	0.00	150.00	839	10%	27.32%▼	0.00	25,000.00	11,206.76	1.25%▲
Mindanao	90.87	78%	24.91	22%	0.00	56.20	93	1%	70.73%▼	0.00	25,000.00	4,274.72	60.95%▲
Dispatchable													
Luzon	182.02	34%	361.05	66%	0.00	621.10	875	10%	141.77%▲	0.00	25,000.00	1,837.19	110.35%▲
Visayas	2.46	2%	96.89	98%	0.00	116.70	2,147	25%	25.08%▼	0.00	25,000.00	2,696.22	20.80%▼
Mindanao	116.45	98%	2.07	2%	0.00	107.10	768	9%	1546.30%▲	0.00	25,000.00	286.50	5488.43%▲

PUBLIC

ANNEX
OUTAGE SUMMARY
26 April- 25 May 2026

Philippine Electricity Market Corporation

Plant Type	Plant/ Unit Name	Capacity (MW)	Date Out	Date In	Duration (Day/s)	Outage Type	Remarks
				Luzon			
BIOF	01CLEANG_G01	10.8	2/27/2026 17:25			Forced	Fuel handling system trouble
BIOF	01GIFT_G01	12	5/5/2026 22:05	5/8/2026 0:46	2	Maintenance	Plant Maintenance
BIOF	01GRGOLD_G01	10.8	5/3/2026 12:15	5/7/2026 15:01	4	Forced	Emergency shutdown due to duel system troubleshooting
BIOF	01IBEC_G01	18	5/11/2026 20:04	5/12/2026 8:05	1	Forced	Tripped due to steam line leak.
BIOF	01IPOWER_G01	10.8	5/25/2026 7:01			Planned	Planned outage until June 19 2026.
BIOF	01VSGRIP_G01	5.4	4/25/2026 3:42	4/30/2026 12:01	5	Forced	Boiler tube leak
BIOF	01VSGRIP_G01	5.4	4/30/2026 13:57	5/5/2026 10:01	5	Forced	Tripped due to boiler tube leak
BIOF	01VSGRIP_G01	5.4	5/6/2026 17:32	5/18/2026 10:01	12	Forced	Emergency shutdown due to boiler problem.
COAL	01GNPD_U02	668	4/28/2026 13:02	5/5/2026 21:39	7	Forced	Emergency shutdown due to boiler tube leak
COAL	01MPGC_U04	137	5/10/2026 3:06	5/15/2026 3:11	5	Forced	Tripped due to boiler tube leak
COAL	01MSINLO_G02	322.7	3/25/2026 14:27	4/29/2026 9:17	35	Forced	Emergency shutdown due to boiler tube leak.
COAL	01MSINLO_G04	315	5/10/2026 10:43	5/18/2026 15:25	8	Forced	MFT due to Feed Water Flow low low.
COAL	01MSINLO_G04	315	5/18/2026 17:31	5/19/2026 12:30	1	Forced	Master Fuel Trip.
COAL	01MSINLO_G04	315	5/23/2026 9:31	5/24/2026 11:01	1	Forced	Conducted load rejection at 50%. On commissioning Test.
COAL	01SMC_G01	134	5/10/2026 1:07	5/10/2026 20:00	1	Forced	Emergency shutdown due to sea water-sodium hypochlorite (NaOCl) dilution line repair
COAL	01SMC_G02	134	5/4/2026 21:49	5/12/2026 9:10	7	Forced	Emergency s d due to boiler tube leak.
COAL	01SUAL_G02	600	4/30/2026 23:36	5/6/2026 12:48	6	Maintenance	Maintenance Outage
COAL	03PAGBIL_G02	382	4/23/2026 13:25	4/27/2026 0:37	3	Forced	Emergency s d due to boiler tubeleak.
GEO	03BACMAN_U01	60	4/24/2026 8:30	4/28/2026 23:33	5	Forced	Tripped root cause TBD.
GEO	03BACMAN_U01	60	4/29/2026 15:43	4/30/2026 11:21	1	Forced	Tripped due to stator earth fault.
GEO	03BACMAN_U03	20	5/13/2026 6:37	5/13/2026 21:03	1	Forced	Generator underfrequency protection activation.
GEO	03ORMAT_G01	1.33	11/15/2025 2:22			Forced	Low low Brine out temperature.
GEO	03PALAYAN_G01	24	5/13/2026 6:30	5/15/2026 16:43	2	Forced	Generator underfrequency protection activation.
GEO	03PALAYAN_G01	24	5/19/2026 15:10	5/20/2026 15:59	1	Forced	Tripped due to high temperature condenser level low
GEO	03PALAYAN_G01	24	5/20/2026 20:34			Forced	Tripped due to high temperature condenser level low
GEO	03TGPP_G01	9.7	5/22/2026 0:09	5/22/2026 18:10	1	Forced	Isolated due to tripping of Tiwi C 50MVA TO1
HYD	01AMBUK_U01	37.4	5/5/2026 8:01	5/14/2026 23:59	10	Planned	APM until May 14 2026
HYD	01AMBUK_U03	37.3	5/16/2026 8:01	5/25/2026 13:00	9	Planned	Planned outage

PUBLIC

ANNEX
OUTAGE SUMMARY
26 April- 25 May 2026

Philippine Electricity Market Corporation

Plant Type	Plant/ Unit Name	Capacity (MW)	Date Out	Date In	Duration (Day/s)	Outage Type	Remarks
Luzon							
HYD	01BAKUN_G01	37	5/21/2026 15:43			Forced	Lose of aux power
HYD	01BAKUN_G01	37	5/24/2026 6:35	5/24/2026 18:51	1	Forced	Affected by the shutdown of San Esteban-Bakun and Bauang-Bakun 230kV Lines
HYD	01MAGAT_U01	97	4/29/2026 20:41	4/30/2026 23:51	1	Forced	Declared unavailable due to GCB air leak.
HYD	01MATUNO_G01	8.7	9/2/2025 22:06			Forced	Tripped due to clogged trash rack.
HYD	01NIABAL_G01	6	3/22/2026 5:07			Forced	IDR cut off.
HYD	01SLANGN_G01	2.4	2/26/2026 9:00			Planned	Annual Preventive Maintenance
HYD	01SROQUE_U02	145	5/4/2026 6:56	5/16/2026 0:01	12	Maintenance	Declared unavailable due to APMT.
HYD	03BOTOCA_G01	0.8	5/11/2026 0:05	5/15/2026 17:02	5	Maintenance	Maintenance Outage until May 15 2026.
HYD	03CALIRY_G01	18.2	5/4/2026 0:00	5/8/2026 11:25	4	Planned	Semi-Annual Maintenace until May 8 2026
HYD	03CALIRY_G01	18.8	5/4/2026 0:00	5/8/2026 11:23	4	Planned	Semi-Annual Maintenace until May 8 2026
HYD	03KAL_G03	181.4	2/5/2026 0:00	4/29/2026 18:05	84	Forced	Extended outage due to mechanical issue in the turbine runner.
NATG	03EERI_G01	420.6	5/13/2026 6:30	5/13/2026 21:51	1	Forced	Isolated due to Ilijan-Tayabas 500kV Line tripping while Dasmarinas -Ilijan on unplanned outage.
NATG	03EERI_G02	421.9	5/13/2026 6:30	5/14/2026 7:31	1	Forced	Isolated due to Ilijan-Tayabas 500kV Line tripping while Dasmarinas -Ilijan on unplanned outage.
NATG	03EERI_G02	421.9	5/14/2026 8:32	5/15/2026 18:23	1	Forced	Emergency shutdown due to the detached intermediate pressure feed water relief valve tubing.
NATG	03EERI_G03	419.6	5/13/2026 6:30	5/15/2026 16:17	2	Forced	Isolated due to Ilijan-Tayabas 500kV Line tripping while Dasmarinas -Ilijan on unplanned outage.
NATG	03ILIJAN_G01	190	5/13/2026 6:30	5/17/2026 22:30	5	Forced	Isolated due to Ilijan-Tayabas 500kV Line tripping while Dasmarinas -Ilijan on unplanned outage.
NATG	03ILIJAN_G01	190	5/5/2026 15:25	5/6/2026 11:29	1	Forced	Tripped due to blade path temperature variation high.
NATG	03ILIJAN_G01	190	5/6/2026 16:22	5/7/2026 8:20	1	Forced	Tripped due to blade path temperature variation high
NATG	03ILIJAN_G01	190	5/13/2026 6:30	5/18/2026 2:35	5	Forced	Isolated due to Ilijan-Tayabas 500kV Line tripping while Dasmarinas -Ilijan on unplanned outage.
NATG	03ILIJAN_G01	220	5/13/2026 6:30	5/18/2026 0:52	5	Forced	Isolated due to Ilijan-Tayabas 500kV Line tripping while Dasmarinas -Ilijan on unplanned outage.
NATG	03ILIJAN_G02	190	5/13/2026 6:30	5/18/2026 6:21	5	Forced	Isolated due to Ilijan-Tayabas 500kV Line tripping while Dasmarinas -Ilijan on unplanned outage.
NATG	03ILIJAN_G02	190	5/13/2026 6:30	5/18/2026 10:03	5	Forced	Isolated due to Ilijan-Tayabas 500kV Line tripping while Dasmarinas -Ilijan on unplanned outage.

PUBLIC

ANNEX
OUTAGE SUMMARY
26 April- 25 May 2026

Philippine Electricity Market Corporation

Plant Type	Plant/ Unit Name	Capacity (MW)	Date Out	Date In	Duration (Day/s)	Outage Type	Remarks
Luzon							
NATG	03ILIJAN_G02	220	5/13/2026 6:30	5/18/2026 8:53	5	Forced	Isolated due to Ilijan-Tayabas 500kV Line tripping while Dasmarinas -Ilijan on unplanned outage.
NATG	03STA-RI_G05	265	4/25/2026 8:25	4/27/2026 3:58	2	Forced	Unplanned outage to facilitate correction of gt outlet temperature cold spot fault.
OIL	01LIMAY_U08	90	5/13/2026 13:11	5/17/2026 18:25	4	Forced	HP steam control valve malfunction.
OIL	03MALAYA_G01	300	5/3/2019 18:21			Forced	Declared unavailable due to motorization of unit generator caused by the non-opening of phase B of PCB 8-05CB08MAL
OIL	03MALAYA_G02	130	7/24/2024 21:24			Forced	Tripped due to loss prime of CWP
OIL	03RCBMI_G01	5.5	3/18/2026 20:15			Forced	Emergency shutdown due to cracked liner.
SOLR	01BONGSOL_G01	19.8	5/6/2026 6:41	5/6/2026 23:35	1	Forced	Affected by the shutdown of Cabanatuan-San Luis 69kV Line
SOLR	01ZAMSOL_G01	4.8	5/16/2026 16:30	5/23/2026 17:31	7	Forced	Faulty circuit breaker
SOLR	03CALSOL_G01	49.7	4/27/2026 5:37	4/27/2026 18:00	1	Forced	Affected by the planned shutdown of Calaca 69kV Bus 2.
WIND	01BURGOS_G01	150	5/16/2026 6:25	5/16/2026 19:03	1	Maintenance	Plant maintenance activity.
Visayas							
BIOF	06BISCOM_G01	12.7	5/3/2026 11:54	5/5/2026 0:05	2	Forced	Isolate from the grid to conduct testing of generator.
BIOF	06BISCOM_G01	12.7	5/5/2026 2:59	5/10/2026 7:09	5	Forced	Isolate from the grid on islanding operation.
BIOF	06CABI_G01	12	5/3/2026 0:40	5/3/2026 13:55	1	Forced	Isolated due to tripping of 69kV Amlan-San Carlos Line.
BIOF	06CABI_G01	12	5/17/2026 4:54	5/17/2026 18:25	1	Forced	Isolate from the grid due to planned shutdown of Amlan-San Carlos 69kV Line.
BIOF	06HPCO_G01	2	11/12/2023 20:00			Forced	Defective auxiliary of vibration meter.
BIOF	06HPCO_G02	9.5	4/26/2026 19:54	4/28/2026 11:09	2	Forced	Shutdown to conduct weekly maintenance.
BIOF	06HPCO_G02	9.5	5/3/2026 21:01	5/5/2026 10:51	2	Forced	Shutdown to conduct weekly maintenance.
BIOF	06HPCO_G02	9.5	5/11/2026 6:50	5/13/2026 2:21	2	Forced	Shutdown to conduct weekly maintenance.
BIOF	06SCBE_G01	7.4	3/31/2023 10:35			Forced	Plant shutdown
BIOF	06URC_G01	30	5/15/2026 1:20	5/16/2026 19:04	2	Forced	Emergency shutdown due to turbine problem.
BIOF	06URC_G01	16	5/4/2026 5:10	5/4/2026 18:36	1	Forced	Emergency shutdown due to boiler problem
BIOF	06URC_G01	16	5/23/2026 3:29	5/24/2026 0:29	1	Forced	Boiler problem.
BIOF	06VMC_G01	2.5	4/21/2024 16:20			Forced	Ongoing repair of 7.5MVA 13.2 4.16kV Power Transformer.
BIOF	06VMC_G02	35	4/28/2026 8:28	4/28/2026 22:22	1	Forced	Isolate from the grid facilitate rerouting of take-off connections of 2x50MVA station in line
BIOF	06VMC_G02	35	5/12/2026 17:00	5/13/2026 10:08	1	Forced	Isolate from the grid due to plant maintenance activity.

PUBLIC

ANNEX
OUTAGE SUMMARY
26 April- 25 May 2026

Philippine Electricity Market Corporation

Plant Type	Plant/ Unit Name	Capacity (MW)	Date Out	Date In	Duration (Day/s)	Outage Type	Remarks
Visayas							
COAL	05KSPC_G01	103	4/25/2026 14:41	4/30/2026 16:17	5	Forced	Tripped due to possible tube leak
COAL	05THVI_U01	169	5/3/2026 21:32	5/4/2026 10:16	1	Forced	Indication Master Fuel Trip (MFT) due to Loss of Fuel
COAL	05THVI_U01	169	5/4/2026 16:37	5/12/2026 10:12	8	Forced	Due to observed turbine bearing #1 high vibration
COAL	05THVI_U01	169	5/12/2026 16:16			Forced	Manual shutdown Bearing #1 vibration high
COAL	05THVI_U02	169	3/24/2026 21:17			Forced	Emergency shutdown due to high vibration of bearing #1.
COAL	05TPC_G02	83.6	4/28/2026 20:46	5/2/2026 2:57	3	Forced	Emergency shutdown due to suspected tube leak at back pass area.
COAL	08PEDC_U03	150	5/6/2026 16:15			Forced	Due to IDF stopped
GEO	04BILGPP_G01	1	10/5/2024 4:39			Forced	Turbine high vibration trip. (Under test and commissioning)
GEO	04LEYTE_A	23.463	12/3/2025 17:58			Forced	Safety Turbine Trip
GEO	04LEYTE_A	11.2	5/14/2026 0:07	5/15/2026 1:41	1	Forced	Emergency shutdown to replace hydraulic pump 504.
GEO	04LEYTE_A	3.11	5/19/2026 10:57			Forced	To conduct inspection repair of lube oil line.
GEO	04LEYTE_A	6.22	4/5/2026 14:48			Forced	due to Generator bearing high temperature
GEO	04LEYTE_A	25.39	4/27/2026 13:42	5/16/2026 7:06	19	Forced	reserve shutdown
GEO	04LGPP_G01	41	4/1/2026 0:18	5/2/2026 8:02	31	Forced	Turbine rotor replacement
GEO	04LGPP_G01	40.2	5/16/2026 0:30	5/18/2026 2:21	2	Forced	due to turbine oil contamination
GEO	06BBGPP_G01	4.7	9/24/2024 19:57			Forced	Turbine tripped under test and commissioning.
GEO	06PAL1A_U03	35.3	5/14/2026 2:09	5/15/2026 1:20	1	Forced	Emergency shutdown to rectify main stop valve stuck up issue.
GEO	06PAL2A_U01	18.8	5/21/2026 0:05	5/22/2026 13:29	2	Forced	Shutdown due to right hand main stop valve stuck at close position.
HYD	04TAFT_G01	5	4/5/2026 9:02			Forced	Affected schedule PMS of 50MVA TR#2 Paranas SS.
HYD	04UTH_G01	4.6	4/29/2026 9:07	5/3/2026 11:08	4	Forced	Change over to unit#2
HYD	04UTH_G01	4.6	5/20/2026 8:04	5/23/2026 11:26	3	Forced	Change over to unit # 1
HYD	04UTH_G01	4.6	4/20/2026 9:06	5/2/2026 13:43	12	Forced	Change over to unit #1
HYD	06AMLA_G01	0.45	5/23/2026 7:11	5/23/2026 21:13	1	Forced	Shutdown due to planned shutdown of Amlan 50MVA Transformer No.1 and Amlan-AHEP 34.5KV Line.
HYD	07LOBOC_G01	0.4	4/28/2026 0:37	4/28/2026 14:39	1	Forced	Auto-tripped due to OCB trip.
HYD	07SEVILL_G01	1.25	4/28/2026 0:28	4/28/2026 12:30	1	Forced	Auto-tripped due to excitation loss trip.
HYD	08SUWECO_G01	0.9	10/3/2025 6:29			Forced	Engine overspeed
OIL	04CLBYBNK_G01	5.45	4/25/2026 6:10	4/26/2026 7:38	1	Forced	Affected by pre-arranged maintenance activities along Calbayog-Bliss 69kV Line.

PUBLIC

ANNEX
OUTAGE SUMMARY
26 April- 25 May 2026

Philippine Electricity Market Corporation

Plant Type	Plant/ Unit Name	Capacity (MW)	Date Out	Date In	Duration (Day/s)	Outage Type	Remarks
				Visayas			
OIL	04CLBYBNK_G01	5.45	4/25/2026 6:10	4/26/2026 7:38	1	Forced	Affected by pre-arranged maintenance activities along Calbayog-Bliss 69kV Line.
OIL	05CARMENDPP_U02	10	5/19/2026 19:05			Forced	Unit tripped with high intensity of oil mist due to piston scuffing at cylinder 5
OIL	05CARMENDPP_U04	10	8/24/2024 0:00			Forced	Detached connecting rods and crank shaft for machining
OIL	05CPPC_U02	6.5	5/16/2026 19:35	5/19/2026 20:00	3	Forced	Tripped due to oil mist concentration
OIL	05EAUC_U02	11	5/22/2026 21:00	5/23/2026 15:25	1	Forced	Emergency shutdown due to heavy water leak at central cooler.
OIL	06CENPRI_U02	4.4	5/15/2026 14:17	5/16/2026 20:48	1	Forced	Lube oil contamination.
OIL	07BDPP_U01	4	5/13/2026 11:46	5/17/2026 17:15	4	Forced	Unable to cut-in due to severe water leak at jacket header in at cylinder # 8.
OIL	07BDPP_U02	4	5/15/2026 12:57	5/18/2026 1:01	3	Forced	Unable to cut-in due to hard-start.
OIL	07TPLPB4_U02	7	5/14/2026 13:08	5/15/2026 12:15	1	Forced	Excessive gas leak at cylinder 5R.
OIL	07TPLPB4_U03	7	5/11/2026 18:40	5/23/2026 12:05	12	Forced	Turbo charger inlet pressure too low
OIL	08NABASDPP_U01	3	4/29/2026 16:12	5/8/2026 10:45	9	Forced	Abnormal sound
OIL	08PDPP1_U02	5	9/14/2025 10:11			Forced	Unable to start due to loss of excitation voltage and abnormal sound at generator.
OIL	08PDPP1_U05	5	5/15/2026 10:31	5/17/2026 7:15	2	Forced	Sudden increase of bearing temp main bearing no. 1
OIL	08PDPP1_U05	5	5/21/2026 10:53	5/22/2026 1:10	1	Forced	Due to sudden increase of Temp. at Main bearing No.3 .
OIL	08PDPP1_U05	5	5/24/2026 11:00	5/25/2026 0:05	1	Maintenance	Replacement of cylinder head piston & cylinder liner of cylinder # 15
OIL	08PDPP3_C	12	5/15/2026 10:36	5/16/2026 10:40	1	Forced	Unable to start. Due to excessive water leak bet cyl A5
OIL	08PDPP3_C	12	5/21/2026 13:08	5/22/2026 2:15	1	Forced	Unable to cut in due to observe abnormal sound at TC BBank
OIL	08PDPP3_E	12	5/25/2026 23:10			Forced	Excessive fuel leak at Cylinder B8
OIL	08PDPP3_H	13	5/22/2026 10:25	5/23/2026 0:05	1	Forced	Manually shutdown due to excessive H20 leak at cyl. B1
OIL	08STBPB1_U01	6	5/8/2026 16:55	5/10/2026 0:00	1	Forced	Unable to cut-in due to excessive freshwater leak at cylinder 8L.
OIL	08STBPB1_U01	5.7	5/23/2026 15:45	5/24/2026 6:30	1	Forced	Fuel second filter pressure low
OIL	08STBPB1_U01	5.7	5/24/2026 12:18			Forced	Emergency shutdown due to frequent surging
OIL	08STBPB1_U02	5.6	5/23/2026 15:50	5/24/2026 6:30	1	Forced	Fuel second filter pressure low
OIL	08STBPB1_U02	5.6	5/24/2026 21:25			Forced	Emergency cut-out due to Fuel Oil pressure low.
OIL	08STBPB1_U03	5.6	5/24/2026 21:25			Forced	Emergency cut-out due to Fuel Oil pressure low.
OIL	08STBPB1_U04	5.6	5/23/2026 15:50	5/24/2026 6:30	1	Forced	Fuel second filter pressure low
OIL	08STBPB1_U04	5.6	5/24/2026 21:25			Forced	Emergency cut-out due to Fuel Oil pressure low.
SOLR	06MANSOL_G01	40.5	5/25/2026 21:12			Forced	Isolated due to tripping of Cadiz-ISLASOL III 69kV Line.

PUBLIC

ANNEX
OUTAGE SUMMARY
26 April- 25 May 2026

Philippine Electricity Market Corporation

Plant Type	Plant/ Unit Name	Capacity (MW)	Date Out	Date In	Duration (Day/s)	Outage Type	Remarks
Visayas							
SOLR	06MNTSOL_G01	14.5	5/17/2026 5:20	5/17/2026 18:05	1	Forced	Isolate from the grid due to planned shutdown of Amlan-San Carlos 69kV Line.
SOLR	06SLYSOL_G01	20	4/23/2026 16:02	4/26/2026 5:09	3	Forced	Isolated from grid due to tripping of Cadiz-Victorias-Talisay 69kV Line.
SOLR	06SLYSOL_G03	20.1	4/11/2026 10:49			Forced	Shutdown to conduct rectification of communication wiring of SVG. (Under test and commissioning)
Mindanao							
BIOF	09LIBPOWR_G01	6	5/9/2026 7:30	5/10/2026 2:03	1	Forced	Plant shutdown due to the Planned outage of Aurora-Magangon 69kv Line. (OMC Outage)
BIOF	11CRYSSUG_G01	8	5/2/2026 14:52	5/4/2026 8:00	2	Forced	CSCI-FIBECO Feeder Breaker Tripped due to damage Current Transformer (FIBECO
BIOF	11CRYSSUG_G01	8	5/10/2026 0:00	5/11/2026 17:35	2	Forced	Factory weekend shutdown.
BIOF	11CRYSSUG_G01	8	5/17/2026 0:00	5/18/2026 8:00	1	Forced	Factory weekend shutdown
BIOF	14BIOGS_G01	12.4	5/10/2026 19:30	5/11/2026 20:30	1	Forced	Substation tripped. For further verification. (Forced Outage)
BIOF	14BIOMS_U01	5.7	10/8/2024 15:56			Forced	Tripped due to SOCOTECO 1 69KV(SRB)line power outage.
BIOF	14COTSUGR_G01	3.4	5/16/2026 20:47	5/18/2026 1:45	1	Forced	Total shutdown due to mill problem. (Forced Outage)
BIOF	14COTSUGR_G01	3.4	5/25/2026 6:06	5/25/2026 22:25	1	Forced	Plant total shutdown due to periodic repair and maintenance. (Maintenance Outage)
BIOF	14LAMSAN_G01	13.5	5/13/2026 0:03			Forced	Plant shutdown due to management control affecting fuel availability. (OMC Outage)
BIOF	14SPGI_U01	6	5/19/2026 4:00	5/20/2026 9:46	1	Forced	Emergency shutdown due to technical problem encountered at their Bes ash conveyor. (Force outage)
BIOF	14SPGI_U01	6	5/22/2026 18:08	5/25/2026 20:39	3	Forced	Emergency shutdown due to leak found in the evaporator area. (Force Outage)
COAL	10PPEI_U01	24.1	1/29/2026 10:54			Forced	Emergency shutdown due to overspeed alarm. (Forced Outage)
COAL	11FDC_U01	135	4/26/2026 9:08	4/26/2026 23:11	1	Forced	Auto-tripped. Indication Turbine Safety Device Test Failure. (Forced Outage)
COAL	13DCPP_U02	150	5/12/2026 21:21			Forced	Emergency shutdown due to boiler tube leak. (Forced Outage)
COAL	14SARANG_U02	122	5/24/2026 2:04	5/24/2026 23:59	1	Forced	PMS(Non-GOMP). (Maintenance Outage)
COAL	14SARANG_U02	122	5/25/2026 0:00			Forced	Declared FO due to boiler tube leak. ETC May 28 2026 (Forced Outage)
GEO	14MTAPO_U02	50.6	5/4/2026 8:04	5/5/2026 18:31	1	Forced	Auto-tripped due to auxiliary T2 tripped. (Forced Outage)
GEO	14MTAPO_U03	3.6	4/23/2026 16:01	4/26/2026 15:55	3	Forced	Auto-tripped. Due and affected by Inverter General Fault. (Forced Outage)
GEO	14MTAPO_U03	3.6	5/7/2026 15:17	5/14/2026 17:54	7	Forced	Tripped affected by Deluge sprinkler testing. Unplanned Outage
GEO	14MTAPO_U03	3.6	5/22/2026 16:10	5/23/2026 21:42	1	Forced	Auto-tripped. Ind. For verification. (Forced Outage)
HYD	10AGUS1_U01	35	5/1/2026 8:07	5/18/2026 20:42	18	Planned	PMS(GOMP). ETC 05 20 2026 23 59. (Planned Outage)
HYD	10AGUS4_U01	52.7	10/4/2025 19:01			Forced	Autotripped. Indication Transformer Differential (87T) & Lock-out. (Forced Outage)
HYD	10AGUS5_U02	27.5	5/23/2026 8:03	5/24/2026 13:13	1	Forced	PMS(Non-GOMP). ETC May 25 2026. (Maintenance Outage)
HYD	10AGUS6_U01	34.5	4/10/2026 9:04	5/22/2026 0:00	42	Planned	PMS(GOMP) ETC May 21 2026. (Planned Outage)

PUBLIC

ANNEX
OUTAGE SUMMARY
26 April- 25 May 2026

Philippine Electricity Market Corporation

Plant Type	Plant/ Unit Name	Capacity (MW)	Date Out	Date In	Duration (Day/s)	Outage Type	Remarks
Mindanao							
HYD	10AGUS6_U01	34.5	5/22/2026 0:00			Forced	Maintenance. (ETC May 27 2026) Unplanned Outage
HYD	10AGUS6_U04	40	5/13/2026 22:57			Forced	Indication Exciter Fault Alarm. (Unplanned Outage).
HYD	10AGUS7_U01	26.1	5/9/2026 9:02	5/23/2026 13:01	14	Planned	PMS(GOMP) ETC May 23 2026. (Planned Outage)
HYD	10AGUS7_U02	25.3	5/22/2026 9:02			Planned	PMS(GOMP) ETC June 4 2026. (Planned Outage)
HYD	11FGBPC_G01	1.6	4/14/2026 8:00	4/28/2026 16:55	14	Planned	Plant shutdown for Annual PMS. ETC April 28 2026.(Planned Outage)
HYD	11MANFOR_G01	6.6	4/28/2026 8:13	5/1/2026 22:01	4	Planned	PMS-GOMP. (Planned Outage)
HYD	11MANFOR_G01	6.6	5/2/2026 7:04	5/3/2026 18:08	1	Forced	Shutdown. (Maintenance Outage)
HYD	11MANFOR_G01	6.6	4/28/2026 8:13	5/1/2026 21:58	4	Planned	PMS-GOMP. (Planned Outage)
HYD	11MANFOR_G01	6.6	5/2/2026 7:03	5/3/2026 18:15	1	Forced	Shutdown. (Maintenance Outage)
HYD	11MANFOR_G01	16.2	4/27/2026 17:23	5/11/2026 22:01	14	Planned	PMS-GOMP. (Planned Outage)
HYD	11MANFOR_G01	16.2	4/27/2026 17:21	5/11/2026 17:38	14	Planned	PMS-GOMP. (Planned Outage)
HYD	11MANFOR_G02	6.8	5/2/2026 6:21	5/3/2026 17:26	1	Forced	Shutdown due to IWS (Insufficient Water Supply). (OMC Outage)
HYD	11MINBU_G01	6.2	5/23/2026 17:28	5/24/2026 8:00	1	Forced	Plant failed to cut-in.Indication Generator voltage outside limit. (Forced Outage)
HYD	11MNCBLG_G01	8.8	4/13/2026 1:01	4/26/2026 9:10	13	Maintenance	Shutdown due to annual PMS. ETC April 26 2026. (Planned Outage)
HYD	11PULA4_U02	75	4/22/2026 8:00	4/26/2026 8:00	4	Forced	PMS(Non-GOMP). ETC 04 25 2026 23 59
HYD	13AGUA_G01	2.1	5/9/2026 11:32	5/10/2026 9:19	1	Forced	Isolated. Affected by DLPC line works. (OMC Outage)
HYD	13EUROH_G01	3	3/28/2026 0:01	5/14/2026 19:35	48	Forced	Unable to synchronize due to Vacuum Circuit Breaker Faulty. (Forced Outage)
HYD	13SIBULAN_G01	6.7	5/10/2026 0:04	5/15/2026 16:36	6	Planned	PMS-GOMP. (Planned Outage)
HYD	13TALOM23_G01	0.44	5/19/2026 6:48	5/25/2026 15:26	6	Planned	PMS(GOMP). ETC 05 27 2026. (Planned Outage)
HYD	13TALOM23_G01	0.2	5/19/2026 3:44	5/25/2026 15:30	6	Planned	PMS(GOMP). ETC 05 27 2026. (Planned Outage)
HYD	13TALOM23_G01	0.3	5/19/2026 5:47	5/25/2026 0:14	6	Planned	PMS(GOMP). ETC 05 27 2026. (Planned Outage)
HYD	13TALOM23_G01	0.2	5/19/2026 5:46	5/25/2026 18:34	7	Planned	PMS(GOMP). ETC 05 28 2026. (Planned Outage)
HYD	13TALOM23_G01	0.2	5/19/2026 5:46	5/25/2026 18:42	7	Planned	PMS(GOMP). ETC 05 28 2026. (Planned Outage)
HYD	13TALOM23_G01	0.2	5/19/2026 5:46	5/25/2026 18:39	7	Planned	PMS(GOMP). ETC 05 28 2026. (Planned Outage)
HYD	14ALMADA_G01	2.6	4/19/2026 0:01	4/26/2026 7:30	7	Forced	Plant shutdown due to conduct maintenance work on wicket gate winding and bearing. (Maintenance Outage)
HYD	14ALMADA_G01	2.6	4/30/2026 15:46	5/1/2026 6:55	1	Forced	Isolated due to COTELCO PPALMA s feeder outage. (OMC Outage)
HYD	14ALMADA_G01	2.6	5/3/2026 11:15	5/4/2026 2:10	1	Forced	Isolated due to COTELCO PPALMA s feeder outage. (OMC Outage)
HYD	14ALMADA_G01	2.6	5/6/2026 10:28	5/7/2026 1:30	1	Forced	Isolated due to emergency shutdown of 5LI1SKU-MID. (OMC Outage)

PUBLIC

ANNEX
OUTAGE SUMMARY
26 April- 25 May 2026

Philippine Electricity Market Corporation

Plant Type	Plant/ Unit Name	Capacity (MW)	Date Out	Date In	Duration (Day/s)	Outage Type	Remarks
Mindanao							
HYD	14ALMADA_G01	2.6	5/10/2026 7:01	5/11/2026 3:50	1	Forced	Plant shutdown due to scheduled Power Outage along COTELCO PPALMA secondary
HYD	14ALMADA_G01	2.6	5/17/2026 5:52	5/18/2026 2:20	1	Forced	Affected by COTELCO PPALMA brownout. (OMC Outage)
HYD	14ALMADA_G01	2.6	5/20/2026 14:20	5/22/2026 1:05	1	Forced	Plant shutdown due to COTELCO voltage fluctuation. (OMC Outage)
HYD	14MARBEL_U01	0.5	4/26/2026 17:05	4/27/2026 9:30	1	Forced	Plant shutdown due to Tailrace Water level rising. (Force Outage)
HYD	14MARBEL_U01	0.5	5/10/2026 19:24	5/11/2026 19:40	1	Forced	Isolated due to SOCOTECO 1 feeder outage. (OMC Outage)
HYD	14SIGHYDRO_G01	14.5	9/25/2025 6:22			Forced	Emergency shutdown due to broken headrace pipe. (Forced Outage)
OIL	09WMPC_U06	10	5/21/2026 9:47	5/26/2026 0:40	5	Forced	Failed to synch due to turning gear problem. Unplanned Outage
OIL	12KEGGIN_G01	10.6	4/15/2024 15:05			Forced	Failed to synchronize due to low SF6 Pressure on PCB. (Forced Outage)
OIL	13MAGDBNK_U02	4.9	5/14/2026 10:07	5/21/2026 19:22	7	Forced	Plant tripped due to high exhaust gas temperature of cylinder b3.(Forced Outage)
OIL	13MPCDIG_G01	16.8	5/1/2026 8:09	5/3/2026 23:41	3	Forced	MPI-Digos DG01-DG16 S D. Conduct servicing & maintenance of HV Equipment. (Forced
OIL	13TM1_U02	48.7	5/6/2026 14:22	5/7/2026 11:41	1	Forced	Emergency shutdown due to high exhaust gas temperature resulting in load fluctuations

PUBLIC

ANNEX
CONGESTED LINES AND EQUIPMENTS

26 April- 25 May 2026

Philippine Electricity Market Corporation

Equipment Name	Trading Intervals	Percent of Time
1EHVNGS_TR2	1002	11.6%
1BAUA_1BPP1	848	9.8%
1EHVNGS_TR1	398	4.6%
1SJO115_TR1	347	4.0%
1SRAF_1SJO1	203	2.3%
3AMAD_3CLA1	138	1.6%
1MEXI_1HER2	65	0.8%
8NABAS_TR2	37	0.4%
1BAUA_1LAT2	34	0.4%
1BAUA_1LAT1	32	0.37%
1BING_1NGS2	22	0.25%
8NABAS_TR1	20	0.23%
5DAAN_4TAB2	20	0.23%
14TACUR_TR2	9	0.10%
1PANT_1CBN1	7	0.08%
3STRO_3CLA1	6	0.07%
3SNJUAN_TR2	5	0.06%
3SNJUAN_TR1	4	0.05%
1ANGAT_TR3	4	0.05%
1SNEST230_TR1	3	0.03%
4MAASIN_TR1	2	0.02%
1TGERAO_TR3	1	0.01%
2DIMELD_TR1	1	0.01%
5DAAN_4TAB1	1	0.01%
4MAAS_7UBA1	1	0.01%

GLOSSARY OF TERMS

Philippine Electricity Market Corporation

CAPACITY ON OUTAGE

Calculated for each 5-min interval as the sum of the capacity of all generating units on outage, which are further distinguished by plant type and category. The generating unit/s on outage and categories of outage are based on the SO's daily operations report. Cited below are the outage categories as defined in ERC Resolution No. 21, Series of 2016.

Deactivated Shutdown	- Refers to a condition where a generating unit is unavailable for service for an extended period of time for reasons not related to equipment and inactive for more than 60 days.
Forced	- An outage that requires immediate removal of a unit from service, another outage state, or a reserve shutdown state.
Maintenance	- An outage that does not require immediate removal from the In-Service state but requires a Unit to be removed from the available state before the next planned outage. This is scheduled at least seven (7) days in advance.
Planned	- The state in which a Unit is unavailable due to inspection, testing, preventive maintenance or overhaul. A Planned Outage is scheduled with a pre-determined duration and is coordinated with the System Operator. The Planned Outage of a Unit shall be reflected in the Grid Operating and Management Program (GOMP).

DEMAND

Calculated for each 5-minute trading interval as the sum of the real time dispatch (RTD) schedule of all load resources plus regional losses.

EFFECTIVE SUPPLY

Calculated for each 5-minute trading interval as the sum of the offered capacity of all scheduled generators considering their offered ramp rates, nominated loading level of nonscheduled generators and projected output of preferential dispatch generators, adjusted for any over-riding constraints imposed by the System Operator (SO), and reserve offers. Output of generators on testing and commissioning were considered based on the over-riding constraints imposed by the SO.

HERFINDAHL-HIRSCHMAN INDEX (HHI)

A measure of market concentration calculated as the sum of the squares of the market shares of all firms in a market. The HHI ranges from close to zero (many small firms) to 10,000 (a single firm with 100% market share). Under the 2023 U.S. Department of Justice and Federal Trade Commission Merger Guidelines, markets with an HHI above 1,800 are highly concentrated. An increase of more than 100 points is viewed as significant increase and may indicate that a merger could substantially lessen competition or create a monopoly. Earlier guidelines (1982-2010) classified markets with HHI between 1,000 and 1,800 as "moderately concentrated" and above 1,800 as "highly concentrated", using the same 100-point increase threshold for significance.

MARGINAL PLANT

The last generating unit scheduled to meet the system demand.

MAJOR PARTICIPANT GROUP

The grouping of generators by ownership or control.

GLOSSARY OF TERMS

Philippine Electricity Market Corporation

MARKET RESIDUAL SUPPLY INDEX (Market RSI)

The RSI is a dynamic continuous index measured as ratio of the available generation without a generator to the total generation required to supply the demand. The RSI is measured for each generator. The greater the RSI of a generator, the less will be its potential ability to exercise market power and manipulate prices, as there will be sufficient capacity from the other generators. In contrary, the lower the RSI, the greater the market power of a generator (and its potential benefit of exercising market power), as the market is strongly dependent on its availability to be able to fully supply the demand. In particular, a RSI greater than 100% for a generator means that the remaining generators can cover the demand, and in principle that generator cannot manipulate market price. On the other hand, a RSI less than 100% means that the generator is pivotal in supplying the demand.

The RSI for the whole market (Market RSI) is measured as the lowest RSI among all the generators in the market. A Market RSI less than 100% indicates the presence of pivotal generator/s

NOMINATED CAPACITY

The available capacity declared by self-scheduled generators.

OFFERED CAPACITY

The available capacity declared by scheduled generators.

PRICING CONDITIONS

A price imposed by the Market Operator to the Market/Trading Participant in cases:

Administered Price (AP)	- Interval affected by the declaration of market suspension and intervention.
Pricing Error Notice (PEN)	- Calculated prices are believed to be inerror due to erroneous, inconsistent, or inappropriate input data.
Price Substitution Methology (PSM)	- Undesirable market pricing situations arising from the effects of network congestion in the power system, particularly during the occurrence of extreme nodal price separation.
Secondary Price Cap (SPC)	- Applied upon breaching the PHP9,000/MWh rolling average price over a seventy-two (72) hours period .

PIVOTAL SUPPLIER INDEX (PSI)

The pivotal supplier index is a binary variable (1 for pivotal and 0 for not pivotal) for each generator. The index identifies whether a generator is pivotal in supplying the demand. The PSI is calculated as the percentage of time that a generator is pivotal in a period (i.e. monthly).

POST MARKET RUN CALCULATION

Price adjustment after consideration of different pricing conditions such as AP, SPC, PSM, and PEN.

GLOSSARY OF TERMS

Philippine Electricity Market Corporation

REGISTERED CAPACITY
The capacity registered by a generator with WESM.

REGISTERED CAPACITY (NET OF OUTAGE)
The capacity registered by a generator with WESM less capacity on outage.

RESERVE CATEGORIES

Regulating Up and Down (RU and RD)	- Readily available and dispatchable generating capacity that is allocated exclusively to correct deviations from the acceptable nominal frequency caused by unpredicted variations in demand or generation output.
Contingency (FR)	- Synchronized generation capacity from Qualified Generating Units and Qualified Interruptible Loads allocated to cover the loss or failure of a synchronized generating unit or a transmission element of the power import from a circuit interconnection.
Dispatchable (DR)	- Generating Capacity that are readily available for dispatch in order to replenish the Contingency Reserves whenever a generating unit trips or a loss of a single transmission interconnection occurs.

RESERVE REGISTERED CAPACITY
The maximum capacity registered by a generator in the reserve market.

DISCLAIMER

The information contained in this document is based on the available electricity spot market data. The same information is subject to change as updated figures come in. As such, the PEMC does not make any representation or warranty as to the completeness of this information. The PEMC likewise accepts no responsibility or liability whatsoever for any loss or cost incurred by a reader arising from, or in relation to, any conclusion or assumption derived from the information found herein.