Market Operator Performance Report

26 September 2025 to 25 September 2026

NOVEMBER 2026

This Report is prepared by the
Philippine Electricity Market Corporation –
Market Assessment Department for the
PEM Audit Committee

Document Information Classification: Public

The information contained in this document is based on data that are subject to continuous verification by the Philippine Electricity Market Corporation (PEMC). The same information is subject to change as updated figures come in. This report is based on the Market Operator Performance Standards (MOPS Issue 2.0, 2022) and is subject to audit per Section 9.3 of the MOPS.

Executive Summary

This report provides the results of the monitoring and assessment of the Market Operator's (MO) performance for the period 26 September 2025 to 25 September 2026, in accordance with the provisions outlined in WESM Rules Clause 1.3.2.3 and the Retail Rules Clause 1.4.2, as well as the Market Operator Performance Standards (MOPS) Issue 2.0.

The overall MO performance rating for the period is Very Satisfactory with thirty (30) performance measures rated Excellent and two (2) performance measure rated Very Satisfactory, as summarized in the table below:

Philippine Electricity Market Corporation

MO Performance for 26 September 2025 to 25 September 2026

Category	Measure	Weight (%)	Satisfactory Range	Annual Rating for 2026 (26 Sep 2025 to 25 Sep 2026)			
				Actual	Score		Weighted Score
A. IT Systems							
MMS-MPI	Availability	12	99.80% ≤x<99.87%	100%	5	Excellent	0.60
Market Information Website	Availability	3	99.50% ≤x<99.67%	99.9836%	5	Excellent	0.15
CRSS-UI	Availability	5	99.50% ≤x<99.67%	99.9952%	5	Excellent	0.25
B. Market Reports and Data Publications							
	Availability	5	90.00%≤%<95.00%	100%	5	Excellent	0.25
	Timeliness	10	90.00%≤%<95.00%	100%	5	Excellent	0.50
C. Forecast Accuracy							
RTD Forecast - MAPE	Accuracy (L)	3.75	0.9241%≤x≤0.9759%	0.4470%	5	Excellent	0.19
	Accuracy (V)	3.75	1.1676%≤x≤1.2324%	0.6264%	5	Excellent	0.19
RTD Forecast - FAR	Accuracy (L)	3.75	97.65%≥%≥96.75%	99.9607%	5	Excellent	0.19
	Accuracy (V)	3.75	94.33%≥%≥91.67%	99.5383%	5	Excellent	0.19
HAP Forecast - MAPE	Accuracy (L)	2	0.9241%≤x≤0.9759%	0.6561%	5	Excellent	0.10
	Accuracy (V)	2	1.1676%≤x≤1.2324%	0.8712%	4	Very Satisfactory	0.08
DAP Forecast - MAPE	Accuracy (L)	2	1.45%≤x≤2.32%	1.2465%	4	Very Satisfactory	0.08
	Accuracy (V)	2	2.41%≤x≤3.08%	1.4742%	5	Excellent	0.10
D. Dispatch Scheduling and Pricing							
RTD Workflow	Successful Run	2.5	99.75% ≤x<99.83%	100%	5	Excellent	0.13
Pricing Errors and Market Re-runs	Timeliness (Prelim)	2	98.50% ≤x<99.00%	100%	5	Excellent	0.10
	Timeliness (Final)	2.5	99.50% ≤x<99.67%	100%	5	Excellent	0.13
Market Intervention Attributable to MO	Duration	10	168 ≥ x > 112	27	5	Excellent	0.50
E. Billing, Settlements and Accounts Management							
Preliminary and Final Settlement Statements	Timeliness	2	98.00% ≤x<98.67%	99.7917%	5	Excellent	0.10
Preliminary Settlement Calculations	Accuracy	2	95.00% ≤x<96.67%	100%	5	Excellent	0.10
Final Settlement Calculations	Accuracy	3	99.00%≤x<99.33%	100%	5	Excellent	0.15
	Frequency	2	6≥x>4	1	5	Excellent	0.10
Meter Data Error Detection	Timeliness	2	98.00% ≤x<98.67%	100%	5	Excellent	0.10
Monetary Transactions	Efficiency	1	0 amount late	0	5	Excellent	0.05
	Timeliness	1	0 days late	0	5	Excellent	0.05
Margin Call	Timeliness	1	95.00% ≤x<96.67%	100%	5	Excellent	0.05
Default Notice	Timeliness	1	0 days late	0	5	Excellent	0.05
F. Registration and Customer Relations							
Registration	Timeliness	2	90.00% ≤x<95.00%	100%	5	Excellent	0.10
Customer Switching	Timeliness	1	90.00% ≤x<95.00%	100%	5	Excellent	0.05
Participant Training	Timeliness	2	90.00% ≤x<95.00%	100%	5	Excellent	0.10
	Feedback	1	90.00% ≤x<93.33%	98.2874%	5	Excellent	0.05
Participant Queries and Data Requests	Timeliness	2	95.00% ≤x<96.67%	100%	5	Excellent	0.10
Participant/ Customer Complaints	Timeliness	2	90.00% ≤x<95.00%	100%	5	Excellent	0.10
Total Weighted Score						**Very Satisfactory**	**4.96**
Over-all Score							**4**

Table of Contents

Executive Summary ..... **ii**
IT System (20%) **1**
Market Management System -Market Participant Interface (MMS-MPI) Availability ... 1
Market Information Website Availability 2
Central Registration and Settlement System - User Interface (CRSS-UI) 3
Market Reports and Data Publication (15%) **4**
Availability 4
Timeliness 5
Forecast Accuracy (23%) 7
Real Time Dispatch (RTD) Forecast Mean Absolute Percentage Error (MAPE) for Luzon 7
RTD Forecast MAPE for Visayas 8
RTD Forecast Accuracy Rating (FAR) for Luzon 9
RTD Forecast Accuracy Rating (FAR) for Visayas 10
Hour Ahead Projection (HAP) Forecast MAPE for Luzon 11
HAP Forecast MAPE for Visayas 12
Day Ahead Projection (DAP) Forecast MAPE for Luzon 13
DAP Forecast MAPE for Visayas 14
RTD (ex-ante) Workflow Successful Run 15
Pricing Errors and Market Re-runs Timeliness (Prior Prelim Statement) 16
Pricing Errors and Market Re-runs 17
Timeliness (Prior Final Statement) 17
Duration of Market Intervention Attributable to MO 19
Billing, Settlements, and Accounts Management (15%) **20**
Timeliness Preliminary and Final Settlement Statements 20
Accuracy of Preliminary Settlement Calculations 21
Accuracy of Final Settlement Calculations 23
Frequency of Adjustments to Final Settlement Statements 23
Timeliness of Meter Data Error Detection 24
Efficiency of Monetary Transactions 25
Timeliness of Monetary Transactions 25
Timeliness of Margin Call 26
Timeliness of Default Notice 27
Registration and Customer Relations (10%) **28**
Timeliness of Registration Application Processing 28
Timeliness of Customer Switching Requests Processing 29
Timeliness of the Conduct of Participant Trainings 30
Feedback on Participant Trainings 32
Timeliness of addressing Participant Queries and Data Requests 32
Timeliness of resolving Participant/ Customer Complaints 34

Appendix A. IT System Downtimes 35
Appendix B. Publication of Market Reports and Data 38
Appendix C. Forecast Accuracy Exclusion 45
Appendix C. Market Intervention events attributable to MO 48

Market Operator Performance Highlights for 26 September 2025 to 25 September 2026

IT System (20%)					
Measures	**Brief Description**	**Weight**	**Target**	**YTD Performance[1]**	**Highlights**
Market Management System - Market Participant Interface (MMS-MPI) Availability	Ratio of time that the MMS is functional or accessible to Users through the Market Participant Interface (MPI) to the total time it is required and expected to function or be accessible.	12%	99.80%	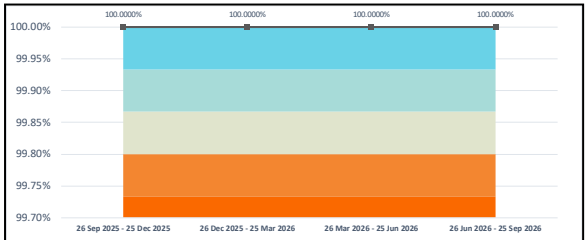 **Monitoring Period** / **26 Sep - 25 Dec** / **26 Sep - 25 Mar** / **26 Sep - 25 Jun** / **26 Sep - 25 Sep** 2021 / / / / 100% 2022 / 100% / 100% / 100% / 100% 2023 / 100% / 100% / 100% / 100% 2024 / 100% / 100% / 99.9921% / 99.9913% 2025 / 99.9588% / 99.9793% / 99.9463% / 99.9599% 2026 / 100% / 100% / 100% / **100%**	**Quarter Highlights** **(26 Jun – 25 Sep 2026)** • 100% available **YTD Highlights** **(26 Sep 2025 – 25 Sep 2026)** • 100% available

[1] Historical performance of the MO for the 5-minute market started in quarter 26 June to 25 September 2021

Legend: Poor | Needs Improvement | Satisfactory | Very Satisfactory | Excellent

IT System (20%)					
Measures	**Brief Description**	**Weight**	**Target**	**YTD Performance[1]**	**Highlights**
Market Information Website Availability	Ratio of time that the Public Website (PW) is functional or accessible to Users to the total time it is required and expected to function or be accessible.	3%	99.50%	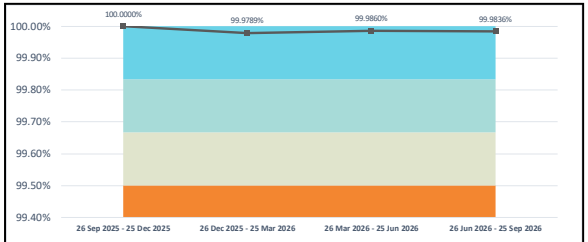 **Monitoring Period** / **26 Sep - 25 Dec** / **26 Sep - 25 Mar** / **26 Sep - 25 Jun** / **26 Sep - 25 Sep** 2021 / / / / 100% 2022 / 100% / 100% / 100% / 100% 2023 / 100% / 100% / 100% / 99.9890% 2024 / 99.8191% / 99.8981% / 99.9323% / 99.9412% 2025 / 99.9321% / 99.9659% / 99.9774% / 99.9831% 2026 / 100% / 99.9789% / 99.9860% / **99.9836%**	**Quarter Highlights** **(26 Jun – 25 Sep 2026)** • 99.9766% available **YTD Highlights** **(26 Sep 2025 – 25 Sep 2026)** • 99.9836% available • Recorded 1.43 hours as downtime attributable to MO (*See Appendix A for details*).

Legend: Poor | Needs Improvement | Satisfactory | Very Satisfactory | Excellent

IT System (20%)					
Measures	**Brief Description**	**Weight**	**Target**	**YTD Performance[1]**	**Highlights**
Central Registration and Settlement System - User Interface (CRSS-UI)	Ratio of time that the CRSS is functional or accessible to Users through the UI to the total intervals it is required and expected to function or be accessible.	5%	99.50%	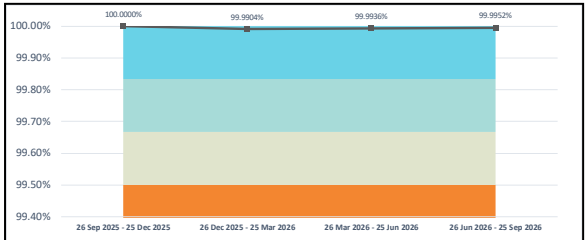 **Monitoring Period** / **26 Sep - 25 Dec** / **26 Sep - 25 Mar** / **26 Sep - 25 Jun** / **26 Sep - 25 Sep** 2021 / / / / 100% 2022 / 100% / 100% / 99.9120% / 99.9342% 2023 / 99.8771% / 99.9325% / 99.9552% / 99.9665% 2024 / 99.7505% / 99.7608% / 99.8411% / 99.7962% 2025 / 99.9840% / 99.9536% / 99.9550% / 99.9663% 2026 / 100% / 99.9904% / 99.9936% / **99.9952%**	**Quarter Highlights** **(26 Jun – 25 Sep 2026)** • 100% available **YTD Highlights** **(26 Sep 2025 – 25 Sep 2026)** • 99.9952% available • Recorded 0.42 hours as downtime attributable to MO (*See Appendix A for details*).

Legend: Poor | Needs Improvement | Satisfactory | Very Satisfactory | Excellent

Market Reports and Data Publication (15%)					
Measures	**Brief Description**	**Weight**	**Target**	**YTD Performance**	**Highlights**
Availability	Average of the measured publications' availability percentages, which are the ratio of the actual number of published reports/data to the total expected number.	5%	95%	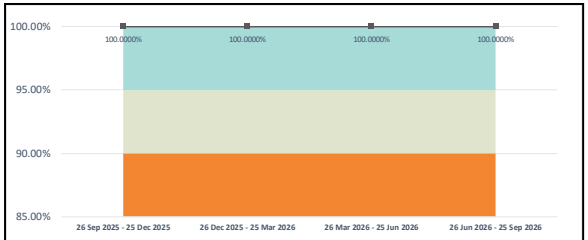 **Monitoring Period** / **26 Sep - 25 Dec** / **26 Sep - 25 Mar** / **26 Sep - 25 Jun** / **26 Sep - 25 Sep** 2021 / / / / 100% 2022 / 100% / 100% / 100% / 100% 2023 / 99.9591% / 99.9794% / 99.9869% / 99.9902% 2024 / 100% / 100% / 99.9971% / 99.9978% 2025 / 100% / 100% / 100% / 100% 2026 / 100% / 100% / 100% / **100%**	**Quarter Highlights** **(26 Jun – 25 Sep 2026)** • 100% available, 26 of 30 publications were rated for the period. • Four (4) publications were not rated, as follows: ○ One (1) publication was not rated /not applicable since it is only published once during the second quarter ○ One (1) publication was not rated pending implementation of related market feature ○ Two (2) publication was not rated/not applicable during this period due to non-occurrence of an event that would necessitate the publication.

Legend: Poor | Needs Improvement | Satisfactory | Very Satisfactory | Excellent

Market Reports and Data Publication (15%)					
Measures	**Brief Description**	**Weight**	**Target**	**YTD Performance**	**Highlights**
					YTD Highlights **(26 Sep 2025 – 25 Sep 2026)** • 100% available, 29 of 30 publications were rated for the period. • One (1) publication was not rated pending implementation of related market feature (See Appendix B for details)
Timeliness	Average of the measured publications' timeliness percentages, which are the ratio of the actual number of timely published reports/data to the total expected number.	10%	95%	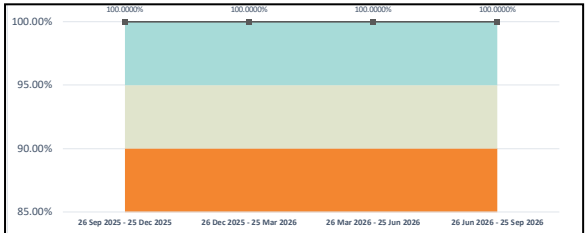 **Monitoring Period** / **26 Sep - 25 Dec** / **26 Sep - 25 Mar** / **26 Sep - 25 Jun** / **26 Sep - 25 Sep** 2021 / / / / 100% 2022 / 99.9738% / 99.9898% / 99.8875% / 99.9195% 2023 / 99.9440% / 99.9719% / 99.9823% / 99.9867% 2024 / 100% / 100% / 99.8009% / 98.7087% 2025 / 100% / 100% / 100% / 100% 2026 / 100% / 100% / 100% / **100%**	**Quarter Highlights** **(26 Jun – 25 Sep 2026)** • 100% timely publication, 20 of 23 publications were rated for the period. • Three (3) publications were not rated, as follows: ○ One (1) publication was not rated/not applicable since it is only published once during second quarter

Legend: Poor Needs Improvement Satisfactory Very Satisfactory Excellent

Market Reports and Data Publication (15%)					
Measures	**Brief Description**	**Weight**	**Target**	**YTD Performance**	**Highlights**
					○ One (1) publication was not rated pending implementation of related market feature ○ One (1) publication was not rated/not applicable during this period due to non-occurrence of an event that would necessitate the publication **YTD Highlights** **(26 Sep 2025 – 25 Sep 2026)** • 100% timely publication, 22 of 23 publications were rated for the period. • One (1) publication was not rated pending implementation of related market feature *(See Appendix B for details)*

Legend: Poor Needs Improvement Satisfactory Very Satisfactory Excellent

Forecast Accuracy (23%)

Measures	Brief Description	Weight	Target	YTD Performance	Highlights
Real Time Dispatch (RTD) Forecast Mean Absolute Percentage Error (MAPE) for Luzon	Measures how close the RTD forecasted demand is from the actual demand in Luzon.	3.75%	0.95%	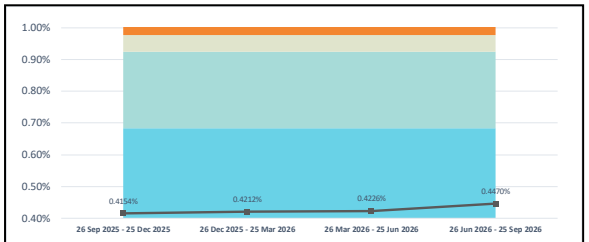	**Quarter Highlights** **(26 Jun – 25 Sep 2026)** • 0.5096% MAPE • Considered 26,439 out of 26,496 intervals, with highest absolute forecast error of 3.7963% in the computation of this measure • Excluded 57 interval in the calculation **YTD Highlights** **(26 Sep 2025 – 25 Sep 2026)** • 0.4470% MAPE • Considered 94,211 out of 105,120 intervals, with highest absolute forecast error of 14.337% in the computation of this measure • Excluded 10,909 interval in the calculation (*See Appendix C for details.*)

Monitoring Period	26 Sep - 25 Dec	26 Sep - 25 Mar	26 Sep - 25 Jun	26 Sep - 25 Sep
2021				0.6425%
2022	0.5328%	0.5093%	0.4973%	0.5016%
2023	0.4615%	0.4707%	0.4685%	0.4719%
2024	0.4624%	0.4494%	0.4433%	0.4444%
2025	0.4396%	0.4341%	0.4288%	0.4338%
2026	0.4154%	0.4212%	0.4226%	**0.4470%**

Legend: Poor | Needs Improvement | Satisfactory | Very Satisfactory | Excellent

Forecast Accuracy (23%)					
Measures	**Brief Description**	**Weight**	**Target**	**YTD Performance**	**Highlights**
RTD Forecast MAPE for Visayas	Measures how close the RTD forecasted demand is from the actual demand in Visayas.	3.75%	1.20%	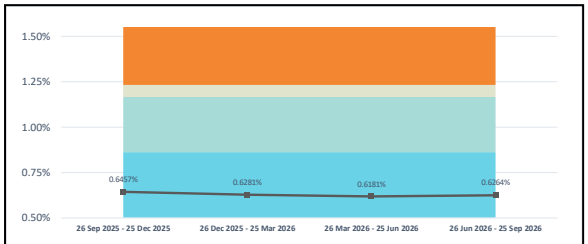 **Monitoring Period** / **26 Sep - 25 Dec** / **26 Sep - 25 Mar** / **26 Sep - 25 Jun** / **26 Sep - 25 Sep** 2021 / / / / 0.8303% 2022 / 0.6715% / 0.7321% / 0.7612% / 0.7615% 2023 / 0.8149% / 0.8176% / 0.7645% / 0.7485% 2024 / 0.7073% / 0.6521% / 0.6189% / 0.6144% 2025 / 0.5964% / 0.5865% / 0.5696% / 0.5742% 2026 / 0.6457% / 0.6281% / 0.6181% / **0.6264%**	**Quarter Highlights** **(26 Jun – 25 Sep 2026)** • 0.6494% MAPE • Considered 23,746 out of 26,496 intervals, with maximum absolute forecast error of 5.6919%, in the calculation of this measure • Excluded 2,750 intervals in the calculation **YTD Highlights** **(26 Sep 2025 – 25 Sep 2026)** • 0.6264% MAPE • Considered 89,447 out of 105,120 intervals, with maximum absolute forecast error of 11.3125%, in the calculation of this measure • Excluded 15,673 intervals in the calculation (*See Appendix C for details*).

Legend: Poor | Needs Improvement | Satisfactory | Very Satisfactory | Excellent

Forecast Accuracy (23%)

Measures	Brief Description	Weight	Target	YTD Performance	Highlights
RTD Forecast Accuracy Rating (FAR) for Luzon	The percent of intervals with forecast error that is within the MAPE tolerance level of ± 3% in Luzon.	3.75%	97.20%	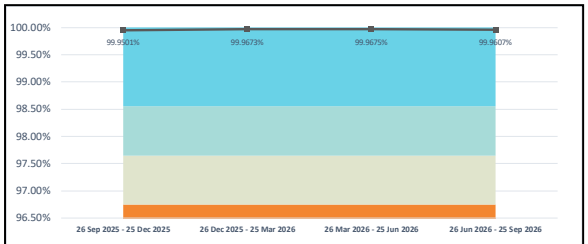 **Monitoring Period** / **26 Sep - 25 Dec** / **26 Sep - 25 Mar** / **26 Sep - 25 Jun** / **26 Sep - 25 Sep** 2021 / / / / 99.5033% 2022 / 99.9540% / 99.9442% / 99.9310% / 99.9187% 2023 / 99.8543% / 99.9153% / 99.9349% / 99.9484% 2024 / 99.9540% / 99.9579% / 99.9595% / 99.9592% 2025 / 99.9502% / 99.9268% / 99.9464% / 99.9494% 2026 / 99.9501% / 99.9673% / 99.9675% / **99.9607%**	**Quarter Highlights** **(26 Jun – 25 Sep 2026)** • 99.9433% accurate • Considered 26,424 out of the 26,439 valid intervals, with forecast error within the +/-3% tolerance level, in the computation • Excluded same number of intervals as enumerated in the RTD Forecast MAPE for Luzon measure **YTD Highlights** **(26 Sep 2025 – 25 Sep 2026)** • 99.9607% accurate • Considered 94,174 out of the 94,211 valid intervals, with forecast error within the +/-3% tolerance level, in the computation • Excluded same number of intervals as enumerated in the RTD Forecast MAPE for Luzon measure

Legend: Poor | Needs Improvement | Satisfactory | Very Satisfactory | Excellent

Forecast Accuracy (23%)

Measures	Brief Description	Weight	Target	YTD Performance	Highlights
RTD Forecast Accuracy Rating (FAR) for Visayas	The percent of intervals with forecast error that is within the MAPE tolerance level of ± 3% in Visayas.	3.75%	93.00%	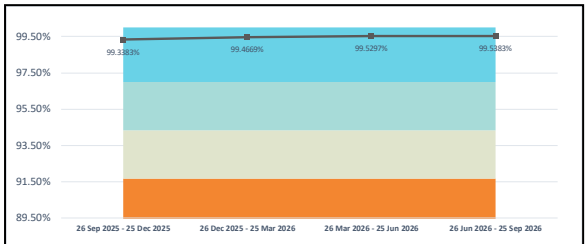	**Quarter Highlights** **(26 Jun – 25 Sep 2026)** • 99.5620% accurate • Considered 23,642 out of the 23,746 valid intervals, with forecast error within the +/-3% tolerance level, in the calculation. • Excluded same intervals as enumerated in the RTD Forecast MAPE for Visayas measure. **YTD Highlights** **(26 Sep 2025 – 25 Sep 2026)** • 99.5383% accurate • Considered 89,034 out of the 89,447 valid intervals, with forecast error within the +/-3% tolerance level, in the calculation. • Excluded same intervals as enumerated in the RTD Forecast MAPE for Visayas measure.

Monitoring Period	26 Sep - 25 Dec	26 Sep - 25 Mar	26 Sep - 25 Jun	26 Sep - 25 Sep
2021				97.3895%
2022	99.2381%	99.0319%	98.9096%	98.9691%
2023	98.5872%	98.7617%	99.0090%	99.0740%
2024	99.3854%	99.4986%	99.5625%	99.5444%
2025	99.5117%	99.5994%	99.6793%	99.6891%
2026	99.3383%	99.4669%	99.5297%	**99.5383%**

Legend: Poor Needs Improvement Satisfactory Very Satisfactory Excellent

Forecast Accuracy (23%)

Measures	Brief Description	Weight	Target	YTD Performance	Highlights
Hour Ahead Projection (HAP) Forecast MAPE for Luzon	Measures how close the HAP forecasted demand is from the actual demand in Luzon.	2%	0.95%	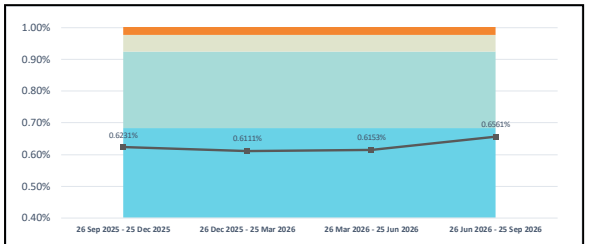	**Quarter Highlights** **(26 Jun – 25 Sep 2026)** • 0.7609% MAPE • Considered 317,220 out of 317,952 intervals, with highest absolute forecast error of 11.1066% in the computation of this measure • Excluded 732 intervals in the calculation. **YTD Highlights** **(26 Sep 2025 – 25 Sep 2026)** • 0.6561% MAPE • Considered 1,130,408 out of 1,261,440 intervals, with highest absolute forecast error of 15.6944% in the computation of this measure • Excluded 131,032 intervals in the calculation (*see Appendix C for details*)

Monitoring Period	26 Sep - 25 Dec	26 Sep - 25 Mar	26 Sep - 25 Jun	26 Sep - 25 Sep
2021				1.0940%
2022	0.6919%	0.6680%	0.6773%	0.6895%
2023	0.6430%	0.6449%	0.6438%	0.6584%
2024	0.6742%	0.6472%	0.6510%	0.6532%
2025	0.6245%	0.6109%	0.6166%	0.6304%
2026	0.6231%	0.6111%	0.6153%	**0.6561%**

Legend: Poor | Needs Improvement | Satisfactory | Very Satisfactory | Excellent

Forecast Accuracy (23%)

Measures	Brief Description	Weight	Target	YTD Performance	Highlights
HAP Forecast MAPE for Visayas	Measures how close the HAP forecasted demand is from the actual demand in Visayas.	2%	1.20%	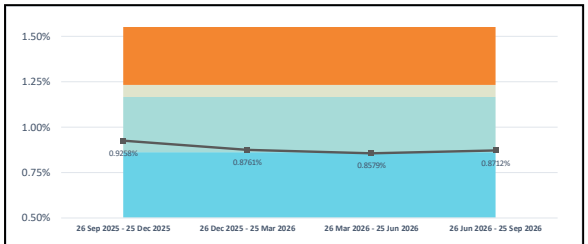	**Quarter Highlights** **(26 Jun – 25 Sep 2026)** • 0.9081% MAPE • Considered 284,904 out of 317,952 intervals, with maximum absolute forecast error of 13.3503%, in the calculation of this measure • Excluded 33,048 intervals in the calculation **YTD Highlights** **(26 Sep 2025 – 25 Sep 2026)** • 0.8712% MAPE • Considered 1,073,285 out of 1,261,440 intervals, with maximum absolute forecast error of 29.3663%, in the calculation of this measure • Excluded 188,155 intervals in the calculation (*see Appendix C for details*).

Monitoring Period	26 Sep - 25 Dec	26 Sep - 25 Mar	26 Sep - 25 Jun	26 Sep - 25 Sep
2021				1.0940%
2022	0.9191%	0.9560%	1.0439%	1.0406%
2023	1.0511%	1.0590%	0.9966%	0.9825%
2024	0.9913%	0.9086%	0.8711%	0.8667%
2025	0.7990%	0.7891%	0.7715%	0.7844%
2026	0.9258%	0.8761%	0.8579%	**0.8712%**

Legend: Poor | Needs Improvement | Satisfactory | Very Satisfactory | Excellent

Forecast Accuracy (23%)					
Measures	**Brief Description**	**Weight**	**Target**	**YTD Performance**	**Highlights**
Day Ahead Projection (DAP) Forecast MAPE for Luzon	Measures how close the DAP forecasted demand is from the actual demand in Luzon.	2%	1.60%	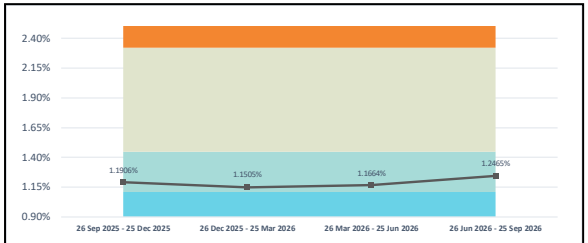	**Quarter Highlights** **(26 Jun – 25 Sep 2026)** • 1.4512% MAPE • Considered 8,784 out of 8,832 intervals, with maximum absolute forecast error of 11.1169%, in the computation • Excluded 48 intervals in the calculation due. **YTD Highlights** **(26 Sep 2025 – 25 Sep 2026)** • 1.2465% MAPE • Considered 31,244 out of 35,040 intervals, with maximum absolute forecast error of 22.3551%, in the computation • Excluded 3,796 intervals in the calculation due (*see Appendix C for details*)

Monitoring Period	26 Sep - 25 Dec	26 Sep - 25 Mar	26 Sep - 25 Jun	26 Sep - 25 Sep
2021				1.7244%
2022	1.2595%	1.1989%	1.2180%	1.2318%
2023	1.1929%	1.1633%	1.1653%	1.2047%
2024	1.1750%	1.1371%	1.1760%	1.2001%
2025	1.1523%	1.1613%	1.1928%	1.2255%
2026	1.1906%	1.1505%	1.1664%	**1.2465%**

Legend: Poor | Needs Improvement | Satisfactory | Very Satisfactory | Excellent

Forecast Accuracy (23%)					
Measures	**Brief Description**	**Weight**	**Target**	**YTD Performance**	**Highlights**
DAP Forecast MAPE for Visayas	Measures how close the DAP forecasted demand is from the actual demand in Visayas.	2%	2.20%	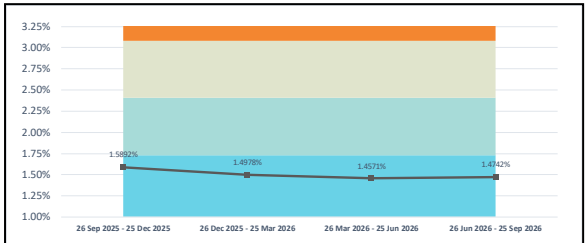	**Quarter Highlights** **(26 Jun – 25 Sep 2026)** • 1.5219% MAPE • Considered 7,724 out of 8,832 intervals, with maximum absolute forecast error of 17.5307%, in the calculation of this measure • Excluded 1,108 intervals in the calculation. **YTD Highlights** **(26 Sep 2025 – 25 Sep 2026)** • 1.4742% MAPE • Considered 29,156 out of 35,040 intervals, with maximum absolute forecast error of 23.0932%, in the calculation of this measure • Excluded 5,884 intervals in the calculation (*see Appendix C for details*)

Monitoring Period	26 Sep - 25 Dec	26 Sep - 25 Mar	26 Sep - 25 Jun	26 Sep - 25 Sep
2021				1.7198%
2022	1.5428%	1.5527%	1.6397%	1.5975%
2023	1.6132%	1.6473%	1.5713%	1.5321%
2024	1.4168%	1.3922%	1.3638%	1.3803%
2025	1.2772%	1.2930%	1.2921%	1.3207%
2026	1.5892%	1.4978%	1.4571%	**1.4742%**

Legend: Poor | Needs Improvement | Satisfactory | Very Satisfactory | Excellent

Dispatch Scheduling and Pricing (17%)					
Measures	**Brief Description**	**Weight**	**Target**	**YTD Performance**	**Highlights**
RTD (ex-ante) Workflow Successful Run	Percent of RTD market runs with available schedules and completed within the timetable.	2.50%	99.75%	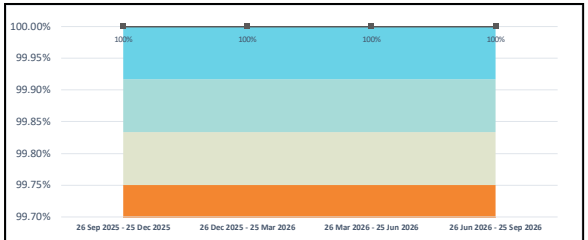	**Quarter Highlights** **(26 Jun – 25 Sep 2026)** • 100% successful RTD runs • Considered 26,496 out of 26,496 RTD runs in the computation of this measure **YTD Highlights** **(26 Sep 2025 – 25 Sep 2026)** • 100% successful RTD runs • Considered 105,107 out of 105,107 RTD runs in the computation of this measure

Monitoring Period	26 Sep - 25 Dec	26 Sep - 25 Mar	26 Sep - 25 Jun	26 Sep - 25 Sep
2021				100%
2022	100%	100%	100%	100%
2023	100%	100%	100%	100%
2024	100%	100%	100%	100%
2025	100%	100%	100%	100%
2026	100%	100%	100%	**100%**

Legend: Poor | Needs Improvement | Satisfactory | Very Satisfactory | Excellent

Dispatch Scheduling and Pricing (17%)

Measures	Brief Description	Weight	Target	YTD Performance	Highlights
Pricing Errors and Market Re-runs Timeliness (Prior Prelim Statement)	Completion of the validation of intervals that have been tagged with pricing errors and the timely completion of market re-runs prior the preliminary settlement run.	2.00%	98.50%	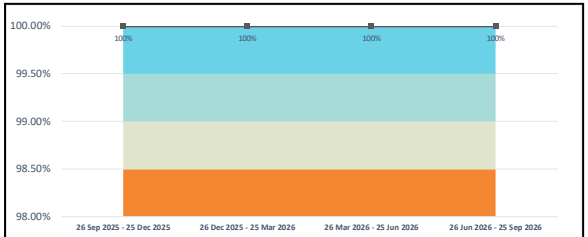 Monitoring Period / 26 Sep - 25 Dec / 26 Sep - 25 Mar / 26 Sep - 25 Jun / 26 Sep - 25 Sep 2021 / / / / 100% 2022 / 100% / 100% / 100% / 100% 2023 / 100% / 100% / 100% / 100% 2024 / 100% / 100% / 100% / 100% 2025 / 100% / 100% / 100% / 100% 2026 / 100% / 100% / 100% / **100%**	**Quarter Highlights** **(26 Jun – 25 Sep 2026)** • 100% timely completion of validation and submission of market prices for settlements. • Only intervals with manual market re-run were considered in the calculation as summarized in the table below: Region / RTD-PEN Luzon / 6,647 Visayas / 3,303 Mindanao / 4,729 **YTD Highlights** **(26 Sep 2025 – 25 Sep 2026)** • 100% timely completion of validation and submission of market prices for settlements.

Legend: Poor | Needs Improvement | Satisfactory | Very Satisfactory | Excellent

<table>
<tr><th colspan="5">Dispatch Scheduling and Pricing (17%)</th></tr>
<tr><th>Measures</th><th>Brief Description</th><th>Weight</th><th>Target</th><th>YTD Performance</th><th>Highlights</th></tr>
<tr><td></td><td></td><td></td><td></td><td></td><td>• Only intervals with manual market re-run were considered in the calculation as summarized in the table below:
<table><tr><th>Region</th><th>RTD-PEN</th></tr><tr><td>Luzon</td><td>11,118</td></tr><tr><td>Visayas</td><td>7,376</td></tr><tr><td>Mindanao</td><td>9,218</td></tr></table></td></tr>
<tr><td>Pricing Errors and Market Re-runs Timeliness (Prior Final Statement)</td><td>Completion of the validation of intervals that have been tagged with pricing errors and the timely completion of market re-runs prior the final settlement run.</td><td>2.5%</td><td>99.50%</td><td>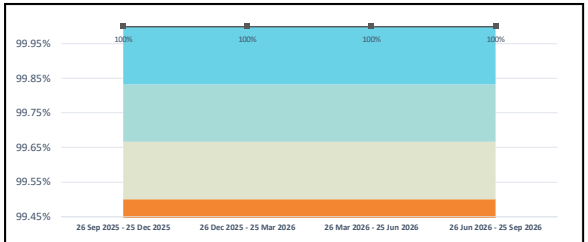

<table><tr><th>Monitoring Period</th><th>26 Sep - 25 Dec</th><th>26 Sep - 25 Mar</th><th>26 Sep - 25 Jun</th><th>26 Sep - 25 Sep</th></tr><tr><td>2021</td><td></td><td></td><td></td><td>100%</td></tr><tr><td>2022</td><td>100%</td><td>100%</td><td>100%</td><td>100%</td></tr><tr><td>2023</td><td>100%</td><td>100%</td><td>100%</td><td>100%</td></tr><tr><td>2024</td><td>100%</td><td>100%</td><td>100%</td><td>100%</td></tr><tr><td>2025</td><td>100%</td><td>100%</td><td>100%</td><td>100%</td></tr><tr><td>2026</td><td>100%</td><td>100%</td><td>100%</td><td>100%</td></tr></table></td><td>Quarter Highlights
(26 Jun – 25 Sep 2026)

• 100% timely completion of validation and submission of market prices for settlements
• Only intervals with manual market re-run were considered in the calculation as summarized in the table below:
<table><tr><th>Region</th><th>RTD-PEN</th></tr><tr><td>Luzon</td><td>6,715</td></tr><tr><td>Visayas</td><td>2,284</td></tr><tr><td>Mindanao</td><td>3,259</td></tr></table></td></tr>
</table>

Legend: Poor | Needs Improvement | Satisfactory | Very Satisfactory | Excellent

<table>
<tr><th colspan="6">Dispatch Scheduling and Pricing (17%)</th></tr>
<tr><th>Measures</th><th>Brief Description</th><th>Weight</th><th>Target</th><th>YTD Performance</th><th>Highlights</th></tr>
<tr><td></td><td></td><td></td><td></td><td></td><td>
YTD Highlights
(26 Sep 2025 – 25 Sep 2026)

• 100% timely completion of validation and submission of market prices for settlements
• Only intervals with manual market re-run were considered in the calculation as summarized in the table below:

<table>
<tr><th>Region</th><th>RTD-PEN</th></tr>
<tr><td>Luzon</td><td>11,186</td></tr>
<tr><td>Visayas</td><td>6,357</td></tr>
<tr><td>Mindanao</td><td>7,748</td></tr>
</table>
</td></tr>
</table>

Legend: Poor Needs Improvement Satisfactory Very Satisfactory Excellent

Dispatch Scheduling and Pricing (17%)					
Measures	**Brief Description**	**Weight**	**Target**	**YTD Performance**	**Highlights**
Duration of Market Intervention Attributable to MO	Number of trading intervals with Market Intervention that was caused by MO, such as intervention due to software error.	10.00%	≤ 168	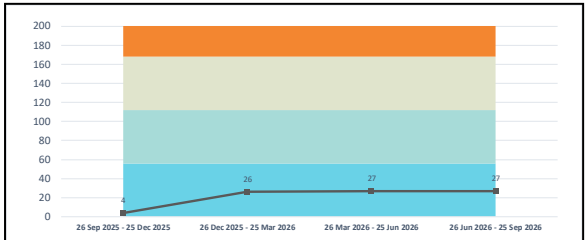	**Quarter Highlights** **(26 Jun – 25 Sep 2026)** • No Market Intervention event attributable to MO **YTD Highlights** **(26 Sep 2025 – 25 Sep 2026)** • Nine (9) Market Intervention event attributable to MO affecting twenty-seven (27) trading intervals

Monitoring Period	26 Sep - 25 Dec	26 Sep - 25 Mar	26 Sep - 25 Jun	26 Sep - 25 Sep
2021				6
2022	0	1	37	57
2023	2	4	5	50
2024	2	2	13	23
2025	9	9	9	9
2026	4	26	27	**27**

Legend: Poor | Needs Improvement | Satisfactory | Very Satisfactory | Excellent

Billing, Settlements, and Accounts Management (15%)[2]					
Measures	**Brief Description**	**Weight**	**Target**	**YTD Performance**	**Highlights**
Timeliness Preliminary and Final Settlement Statements	Percentage of timely issuance of both Preliminary Settlement statements within seven (7) business days after the end of each billing period, and Final Settlement statements not later than eighteen (18) business days after the end of each billing period.	2.00%	98%	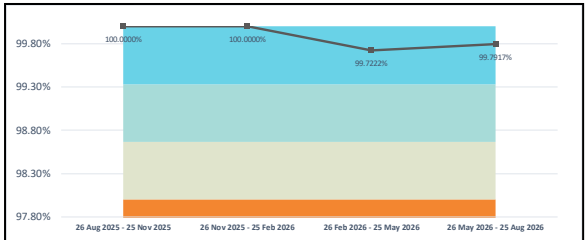 **Monitoring Period** / **26 Sep - 25 Dec** / **26 Sep - 25 Mar** / **26 Sep - 25 Jun** / **26 Sep - 25 Sep** 2021 / / / / 99.1667% 2022 / 100% / 100% / 99.7222% / 99.7917% 2023 / 100% / 100% / 100% / 100% 2024 / 100% / 100% / 99.7222% / 99.7917% 2025 / 100% / 100% / 100% / 100% 2026 / 100% / 100% / 99.7222% / **99.7917%**	**Quarter Highlights** **(26 Jun – 25 Aug 2026)** • 100% timely issuance of settlement statements *Note: This subcategory was not rated for the September 2026 monitoring (August 2026 Billing Month) due to the impact of successive issuance of ERC Orders No.2025-009[3] and No. 2026-048[4] which affected the settlement process* **YTD Highlights** **(26 Sep 2025 – 25 Aug 2026)** • 99.7917% timely issuance of settlement statements

[2] Reporting period covers the billing months June – August 2026 (for Quarter Highlights) for subcategories Timeliness of Preliminary and Final Settlement Statements, Accuracy of Preliminary/Final Settlement Calculations, Frequency of Adjustments to Final Settlement Statements, Timeliness of Margin Call and Timeliness of Default Notice.
[3] ERC Orders No. 2025-009 RC "In the Matter of the Petition for the Approval of the Proposed Amendments to the Rules for the Distribution of Net Settlement Surplus (NSS)" dated 12 August 2026
[4] ERC Orders No. 2026-048 MC "In the Matter of the Regional Implementation of the Secondary Price Cap for the Visayas and Mindanao Grids

Legend: Poor Needs Improvement Satisfactory Very Satisfactory Excellent

Billing, Settlements, and Accounts Management (15%)[2]

Measures	Brief Description	Weight	Target	YTD Performance	Highlights
Accuracy of Preliminary Settlement Calculations	Compares the difference between preliminary and the final settlement calculations.	2.00%	95%	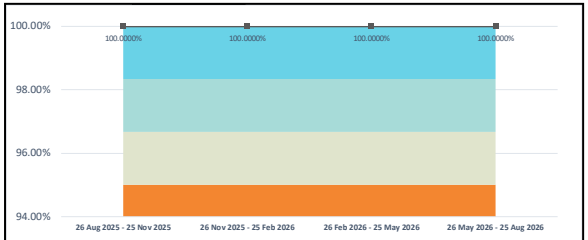	**Quarter Highlights** **(26 Jun – 25 Aug 2026)** • 100% accurate • As provided in the MOPS, the following were excluded in the assessment of this measure: ○ Metered Quantity (MQ) adjustment attributable to the following MSPs. ❖ Bilateral Contract Quantity (BCQ) adjustments for AP Renewables Inc. (APRI), Adventpower Inc. (AESIRES), and Visayan Electric Company (VECO) arose from Interruptible Load Program (ILP) related re-declarations. The adjustments were incorporated in the Final Settlement Statement for the August 2026 Billing Month in

Monitoring Period	26 Sep - 25 Dec	26 Sep - 25 Mar	26 Sep - 25 Jun	26 Sep - 25 Sep
2021				100%
2022	100%	100%	99.9692%	99.9763%
2023	100%	100%	100%	100%
2024	100%	100%	100%	100%
2025	100%	100%	100%	100%
2026	100%	100%	100%	**100%**

Legend: Poor | Needs Improvement | Satisfactory | Very Satisfactory | Excellent

Billing, Settlements, and Accounts Management (15%)[2]					
Measures	**Brief Description**	**Weight**	**Target**	**YTD Performance**	**Highlights**
					accordance with the applicable Billing Settlement Manual (BSM) provisions. *Note: This subcategory was not rated for the September 2026 monitoring (August 2026 Billing Month) due to the impact of successive issuance of ERC Orders No.2025-009 and No. 2026-048 which affected the settlement process* **YTD Highlights** **(26 Sep 2025 – 25 Aug 2026)** • 100% accurate

Legend: Poor Needs Improvement Satisfactory Very Satisfactory Excellent

Billing, Settlements, and Accounts Management (15%)[2]

Measures	Brief Description	Weight	Target	YTD Performance	Highlights
Accuracy of Final Settlement Calculations	Compares the difference between the original and last adjusted total trading amounts in the final settlement calculations.	3.00%	99%	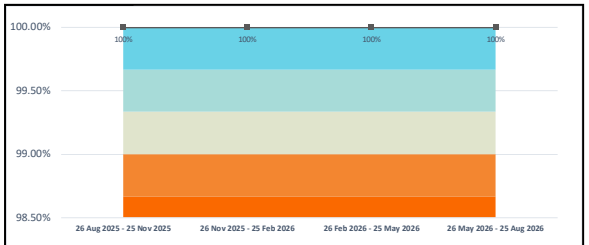 Monitoring Period / 26 Sep - 25 Dec / 26 Sep - 25 Mar / 26 Sep - 25 Jun / 26 Sep - 25 Sep 2021 / / / / 100% 2022 / 100% / 100% / 100% / 100% 2023 / 100% / 100% / 100% / 100% 2024 / 100% / 100% / 100% / 100% 2025 / 100% / 100% / 100% / 100% 2026 / 100% / 100% / 100% / **100%**	**Quarter Highlights** **(26 Jun – 25 Sep 2026)** • 100% accurate **YTD Highlights** **(26 Sep 2025 – 25 Sep 2026)** • 100% accurate
Frequency of Adjustments to Final Settlement Statements	Number of adjustments to the Final Settlement Statements.	2.00%	6	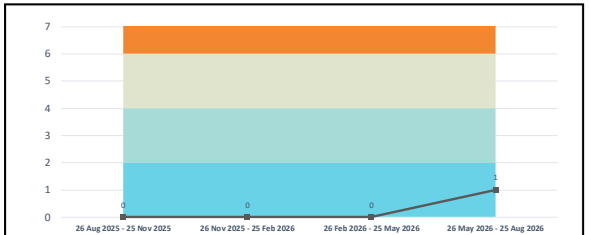 Monitoring Period / 26 Sep - 25 Dec / 26 Sep - 25 Mar / 26 Sep - 25 Jun / 26 Sep - 25 Sep 2021 / / / / 0 2022 / 0 / 0 / 0 / 0 2023 / 0 / 0 / 0 / 0 2024 / 0 / 0 / 0 / 0 2025 / 0 / 0 / 0 / 0 2026 / 0 / 0 / 0 / 1	**Quarter Highlights** **(26 Jun – 25 Sep 2026)** • An adjustment was made to the Final Settlement Calculations for the June 2026 Billing Period due to additional validation and recalculation resulting from unprecedented pricing conditions ○ 510 participants were affected

Legend: Poor | Needs Improvement | Satisfactory | Very Satisfactory | Excellent

Billing, Settlements, and Accounts Management (15%)[2]					
Measures	**Brief Description**	**Weight**	**Target**	**YTD Performance**	**Highlights**
					YTD Highlights **(26 Sep 2025 – 25 Sep 2026)** • An adjustment was made to the Final Settlement Calculations for the June 2026 Billing Period
Timeliness of Meter Data Error Detection	Percent of timely issuance of Meter Trouble Reports (MTRs).	2.00%	98%	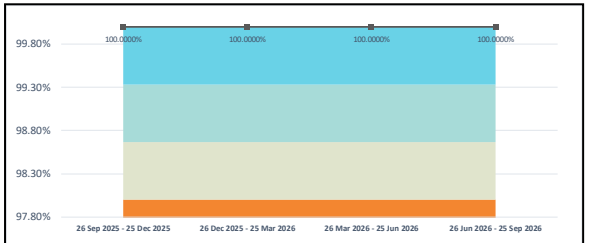 **Monitoring Period** / **26 Sep - 25 Dec** / **26 Sep - 25 Mar** / **26 Sep - 25 Jun** / **26 Sep - 25 Sep** 2021 / / / / 100% 2022 / 100% / 100% / 100% / 99.7440% 2023 / 99.0006% / 99.5044% / 99.6717% / 99.7548% 2024 / 100% / 100% / 100% / 100% 2025 / 100% / 100% / 100% / 100% 2026 / 100% / 100% / 100% / **100%**	**Quarter Highlights** **(26 Jun – 25 Sep 2026)** • 100% timely issuance of MTRs **YTD Highlights** **(26 Sep 2025 – 25 Sep 2026)** • 100% timely issuance of MTRs

Legend: Poor Needs Improvement Satisfactory Very Satisfactory Excellent

Billing, Settlements, and Accounts Management (15%)[2]					
Measures	**Brief Description**	**Weight**	**Target**	**YTD Performance**	**Highlights**
Efficiency of Monetary Transactions	Measures the amount of late monetary remittances. This is an all or nothing measure, which means even 1 peso of late remittance would mean a Poor rating.	1.00%	0 late		**Quarter Highlights** **(26 Jun – 25 Sep 2026)** • No late monetary transactions • On time remittance to sellers of PhP112.034B WESM payments received by the MO **YTD Highlights** **(26 Sep 2025 – 25 Sep 2026)** • No late monetary transactions • On time remittance to sellers of PhP305.590B WESM payments received by the MO
Timeliness of Monetary Transactions	All monetary transactions must be remitted to WESM members within the next working day from receipt of payments. This is an all or nothing measure, which means even 1-day late remittance	1.00%	0 late		

Legend: Poor | Needs Improvement | Satisfactory | Very Satisfactory | Excellent

Billing, Settlements, and Accounts Management (15%)[2]					
Measures	**Brief Description**	**Weight**	**Target**	**YTD Performance**	**Highlights**
	would mean a Poor rating.				
Timeliness of Margin Call	Measures the timeliness of the MO's issuance of margin calls upon determination that the actual exposure to any WESM member exceeds the WESM member's trading limit.	1.00%	95%		**Quarter Highlights** **(26 Jun – 25 Sep 2026)** • 100% timely issuance of margin calls • Issued 85 margin calls on time **YTD Highlights** **(26 Sep 2025 – 25 Sep 2026)** • 100% timely issuance of margin calls • Issued 519 margin calls on time

Legend: Poor Needs Improvement Satisfactory Very Satisfactory Excellent

Billing, Settlements, and Accounts Management (15%)[2]					
Measures	**Brief Description**	**Weight**	**Target**	**YTD Performance**	**Highlights**
Timeliness of Default Notice	Measures the timeliness of the MO's issuance of default notice upon non-payment of a WESM member within the month.	1.00%	0 late		**Quarter Highlights** **(26 Jun – 25 Sep 2026)** • No late issuance of default notices • Issued 211 default notices on time **YTD Highlights** **(26 Sep 2025 – 25 Sep 2026)** • No late issuance of default notices • Issued 673 default notices on time

Legend: Poor Needs Improvement Satisfactory Very Satisfactory Excellent

Registration and Customer Relations (10%)

Measures	Brief Description	Weight	Target	YTD Performance	Highlights

Timeliness of Registration Application Processing	Percent of registration applications processed within fifteen (15) working days from the submission of complete requirements.	2.00%	95%	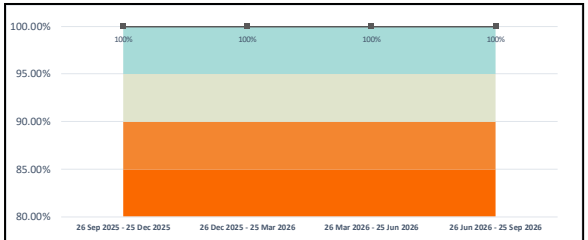
				Monitoring Period / 26 Sep - 25 Dec / 26 Sep - 25 Mar / 26 Sep - 25 Jun / 26 Sep - 25 Sep
				2021 / / / / 100%
				2022 / 100% / 100% / 100% / 100%
				2023 / 100% / 100% / 100% / 100%
				2024 / 100% / 100% / 100% / 100%
				2025 / 100% / 100% / 100% / 100%
				2026 / 100% / 100% / 100% / **100%**
					Quarter Highlights
					(26 Jun – 25 Sep 2026)
					
					• 100% timely processing of registration applications
					• Processed twenty-six (26) registration of applications
					  ○ Nineteen (19) WESM applications
					  ○ Seven (7) RCOA application
					
					Note: RCOA applications include Retail Electricity Supplier (RES) and Retail Metering Service Providers (RMSP) only
					
					YTD Highlights
					(26 Sep 2025 – 25 Sep 2026)
					
					• 100% timely processing of registration applications
					• Processed seventy-one (71) registration of applications

Legend: Poor | Needs Improvement | Satisfactory | Very Satisfactory | Excellent

Registration and Customer Relations (10%)					
Measures	**Brief Description**	**Weight**	**Target**	**YTD Performance**	**Highlights**
					○ Fifty-one (51) WESM applications ○ Twenty (20) RCOA application
Timeliness of Customer Switching Requests Processing	Percent of customer switching requests processed on time.	1.00%	95%	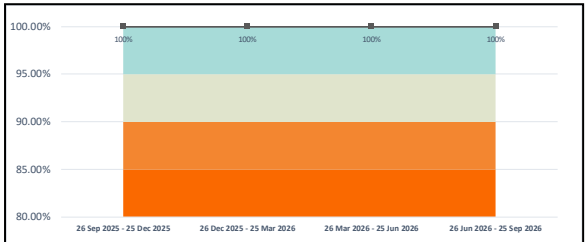 **Monitoring Period** / **26 Sep - 25 Dec** / **26 Sep - 25 Mar** / **26 Sep - 25 Jun** / **26 Sep - 25 Sep** 2021 / / / / 100% 2022 / 100% / 100% / 100% / 100% 2023 / 100% / 100% / 100% / 100% 2024 / 100% / 100% / 100% / 100% 2025 / 100% / 100% / 100% / 100% 2026 / 100% / 100% / 100% / **100%**	**Quarter Highlights** **(26 Jun – 25 Sep 2026)** • 100% timely processing of customer switching requests • Processed one hundred twenty-seven (127) customer switching requests **YTD Highlights** **(26 Sep 2025 – 25 Sep 2026)** • 100% timely processing of customer switching requests • Processed three hundred four (304) customer switching requests

Legend: Poor Needs Improvement Satisfactory Very Satisfactory Excellent

Registration and Customer Relations (10%)					
Measures	**Brief Description**	**Weight**	**Target**	**YTD Performance**	**Highlights**
Timeliness of the Conduct of Participant Trainings	Percent of participant trainings conducted as per schedule.	2.00%	95%	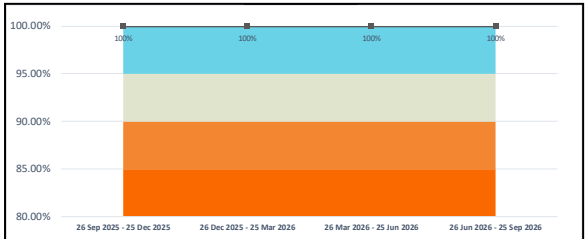 **Monitoring Period** / **26 Sep - 25 Dec** / **26 Sep - 25 Mar** / **26 Sep - 25 Jun** / **26 Sep - 25 Sep** 2021 / / / / 100% 2022 / 100% / 100% / 100% / 100% 2023 / 100% / 100% / 100% / 100% 2024 / 100% / 100% / 100% / 100% 2025 / 100% / 100% / 100% / 100% 2026 / 100% / 100% / 100% / **100%**	**Quarter Highlights** **(26 Jun – 25 Sep 2026)** • 100% timely conduct of participant trainings • Conducted eleven (11) participants training on time as follow: ○ Nine (9) WESM Training ○ One (1) Reserve Market Training ○ One (1) EE191 Lecture (Special Topic) at University of the Philippines Los Baños **YTD Highlights** **(26 Sep 2025 – 25 Sep 2026)** • 100% timely conduct of participant trainings • Conducted twenty-one (21) participants trainings on time as follows: ○ Fourteen (14) WESM Training ○ Two (2) Reserve Market Training

Legend: Poor | Needs Improvement | Satisfactory | Very Satisfactory | Excellent

Registration and Customer Relations (10%)					
Measures	**Brief Description**	**Weight**	**Target**	**YTD Performance**	**Highlights**
					○ One (1) Energy and Reserve Training ○ One (1) Retail Market Training ○ One (1) RE Market/Philippine Renewable Energy Market System (PREMS) ○ One (1) EE191 Fundamentals of Electricity Markets (EE191) at University of the Philippines Los Baños ○ One (1) Advance WESM Training on Pricing and Settlement

Legend: Poor Needs Improvement Satisfactory Very Satisfactory Excellent

Registration and Customer Relations (10%)					
Measures	**Brief Description**	**Weight**	**Target**	**YTD Performance**	**Highlights**
Feedback on Participant Trainings	Average of the participant feedback score on trainings, as gathered from survey forms.	1.00%	90%	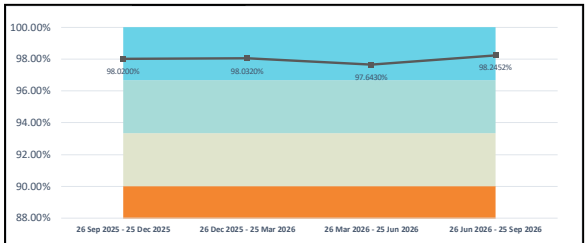 Monitoring Period | 26 Sep - 25 Dec | 26 Sep - 25 Mar | 26 Sep - 25 Jun | 26 Sep - 25 Sep 2021 | | | | 97.8860% 2022 | 97.8120% | 98.0713% | 97.9285% | 98.0500% 2023 | 97.5520% | 97.7871% | 97.5750% | 97.1215% 2024 | 96.6300% | 95.6200% | 95.6200% | 96.9930% 2025 | 97.7450% | 97.9871% | 98.1046% | 98.3221% 2026 | 98.0200% | 98.0320% | 97.6430% | **98.2452%**	**Quarter Highlights** **(26 Jun – 25 Sep 2026)** • 98.7927% average score based on participants' feedback **YTD Highlights** **(26 Sep 2025 – 25 Sep 2026)** • 98.2452% average score based on participants' feedback
Timeliness of addressing Participant Queries and Data Requests	Percent of queries and requests that were addressed as per schedule.	2.00%	95%	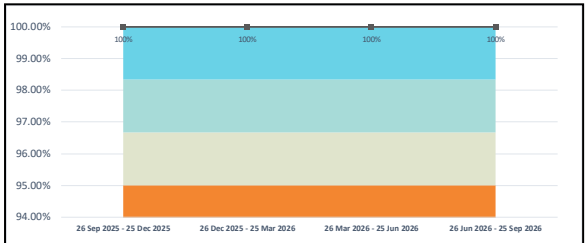 Monitoring Period | 26 Sep - 25 Dec | 26 Sep - 25 Mar | 26 Sep - 25 Jun | 26 Sep - 25 Sep 2021 | | | | 100% 2022 | 100% | 100% | 100% | 100% 2023 | 100% | 100% | 100% | 100% 2024 | 100% | 100% | 100% | 100% 2025 | 100% | 100% | 100% | 100% 2026 | 100% | 100% | 100% | **100%**	**Quarter Highlights** **(26 Jun – 25 Sep 2026)** • 100% timely in addressing participants' data requests and queries as follows: ○ Responded to one hundred eighty-five (185) data requests and queries within the required timeline ○ Processed sixty-seven (67) data requests and queries with

Legend: Poor Needs Improvement Satisfactory Very Satisfactory Excellent

Registration and Customer Relations (10%)					
Measures	**Brief Description**	**Weight**	**Target**	**YTD Performance**	**Highlights**
					payments within the required timeline **YTD Highlights** **(26 Sep 2025 – 25 Sep 2026)** • 100% timely in addressing participants' data requests and queries as follows: o Responded to six hundred thirty-three (633) data requests and queries within the required timeline o Processed two hundred eight (208) data requests and queries with payments within the required timeline

Legend: Poor Needs Improvement Satisfactory Very Satisfactory Excellent

Registration and Customer Relations (10%)					
Measures	**Brief Description**	**Weight**	**Target**	**YTD Performance**	**Highlights**
Timeliness of resolving Participant/ Customer Complaints	Percent of valid complaints that were resolved as per schedule.	2.00%	95%	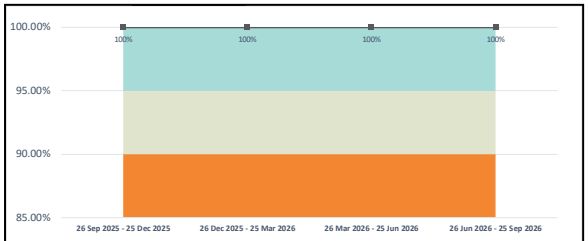	**Quarter Highlights** **(26 Jun – 25 Sep 2026)** • No valid complaint received during the monitoring period **YTD Highlights** **(26 Sep 2025 – 25 Sep 2026)** • One valid complaint received during the monitoring period

Monitoring Period	26 Sep - 25 Dec	26 Sep - 25 Mar	26 Sep - 25 Jun	26 Sep - 25 Sep
2021				100%
2022	100%	100%	100%	100%
2023	100%	100%	100%	100%
2024	100%	100%	100%	100%
2025	100%	100%	100%	100%
2026	100%	100%	100%	**100%**

Overall Rating (26 September 2025 – 25 September 2026)	**4.96 – Very Satisfactory**

Legend: Poor | Needs Improvement | Satisfactory | Very Satisfactory | Excellent

Appendix A. IT System Downtimes
For the period 26 September 2024 to 25 September 2026

System	Date (dd/mm/yyyy)	Time of Incident	Time Resolved	Downtime (in Hours)	Reason/Remarks	Valid Exclusion? (Yes/No)
Market Information Website	23/01/2026	08:25:00	09:20:00	0.9200	Initial checks confirmed that the Market Information Website (MIW) server was operational but experiencing high Central Processing Unit (CPU) utilization, which resulted in intermittent internal unresponsiveness. Further investigation identified that the Eastern Telecommunications Philippines, Inc. (ETPI) – Internet Dedicated Service (IDS) primary internet circuit was down, causing external inaccessibility of the website.	Yes

System	Date (dd/mm/yyyy)	Time of Incident	Time Resolved	Downtime (in Hours)	Reason/Remarks	Valid Exclusion? (Yes/No)
	10/08/2026	11:23:00	11:54:00	0.5200	Market Information Website (MIW) became inaccessible after the ESXi host became unresponsive during a routine system check. No physical alarms were observed, but all guest Operating Systems (OS) were unresponsive, and restart attempts were unsuccessful. Recovery involved taking Virtual Machine (VM) snapshots, force-shutting down the VMs, placing the ESXi host in Maintenance Mode, and rebooting the host.	Yes

System	Date (dd/mm/yyyy)	Time of Incident	Time Resolved	Downtime (in Hours)	Reason/Remarks	Valid Exclusion? (Yes/No)
Central Registration and Settlement System - User Interface (CRSS-UI)	19/03/2026	01:20:00	01:45:00	0.4200	The CRSS Website became inaccessible due to a critical storage issue on the database server. The monitored file system /storage on DB3 reached 100% utilization, resulting in service disruption.	Yes

Appendix B. Publication of Market Reports and Data

Publication	Rules/Manual References	Location / Remarks	For Quarter 26 Jun – 25 Sep 2026				YTD as of 25 Sep 2026			
			Availability		Timeliness		Availability		Timeliness	
			Score	Rating	Score	Rating	Score	Rating	Score	Rating
1. Significant Variations Report	WESM Rules 1.3.1.4 and Manual - Guidelines on Significant Variations In and Between Trading Intervals Section 3.1.4 and 3.1.5	(Daily SVR) Public website (Monthly Summary) Public website	100%	5	100%	5	100%	5	100%	5
2. Monthly summary reports on the amount of NSS or NSD distributed to each Trading Participant	WESM Rule 3.13.12.3, Price Determination Methodology Section 9.6.1.a, ERC/DOE Directive (ERC Resolution No. 07 Series of 2019), and MO Information Disclosure and Confidentiality Manual Issue 7.0 – Market Information Catalogue	Public website	100%	5	100%	5	100%	5	100%	5
3. Review of underlying factors giving rise to any Net Settlement Surplus	WESM Rules 3.13.12.3 b and MO Information Disclosure and Confidentiality Manual Issue 7.0 – Market Information Catalogue	Public website	n/a	n/a	n/a	n/a	100%	5	100%	5
4. Market Network Model / Market Trading Nodes / MNM Bus-Oriented Single Line Diagram	WESM Rules 3.2.1.1, 3.2.2.5, 3.5.3.10, 3.11.1.1, Manual – Market Network Model Development and Maintenance Criteria and Procedure Issue7.0, Section 5.5.1 and 5.5.2, MO Information Disclosure and Confidentiality Manual Issue 7.0 – Market Information Catalogue	MPI Public website	100%	5	100%	5	100%	5	100%	5

Publication	Rules/Manual References	Location / Remarks	For Quarter 26 Jun – 25 Sep 2026				YTD as of 25 Sep 2026			
			Availability		Timeliness		Availability		Timeliness	
			Score	Rating	Score	Rating	Score	Rating	Score	Rating
5. Week-Ahead Projections (WAP) Results	WESM Rules 3.7.1.1, 3.7.4.7, 3.7.5.1 & 3.11.1.1, Dispatch Protocol Issue 19.0, Section 4.3.2 and MO Information Disclosure and Confidentiality Manual Issue 7.0 – Market Information Catalogue	MPI Public Website	100%	5	100%	5	100%	5	100%	5
6. Day-Ahead Projection (DAP) Results	WESM Rules 3.7.2.1, 3.7.4.7, & 3.7.5.1, Dispatch Protocol Issue 19.0, Section 4.4.2, and MO Information Disclosure and Confidentiality Manual Issue 7.0 – Market Information Catalogue	MPI Public Website	100%	5	100%	5	100%	5	100%	5
7. Hour-Ahead Projection (HAP) Results	WESM Rules 3.7.3.1, 3.7.4.7, 3.7.5.1 & 3.11.1.1, and MO Information Disclosure and Confidentiality Manual Issue 7.0 – Market Information Catalogue	MPI Public Website	100%	5	100%	5	100%	5	100%	5
8. Real-Time Dispatch (RTD) Results	WESM Rules 3.10.1, 3.11.1.1, 3.11.1.3 and 3.10.4, Dispatch Protocol Issue 21.0, Section 4.6.2 and 9.7.3, MO Information Disclosure and Confidentiality Manual Issue 7.0 – Market Information Catalogue	MPI Public Website	100%	5	100%	5	100%	5	100%	5
9. Generation Offers and Demand Bids	MO Information Disclosure and Confidentiality Manual Issue 7.0 – Market Information Catalogue	Public Website	100%	5	100%	5	100%	5	100%	5

Publication	Rules/Manual References	Location / Remarks	For Quarter 26 Jun – 25 Sep 2026				YTD as of 25 Sep 2026			
			Availability		Timeliness		Availability		Timeliness	
			Score	Rating	Score	Rating	Score	Rating	Score	Rating
10. All non-zero constraint violation variables	WESM Rules 3.11.1.1 g, Manual – Constraint Violation Coefficients (CVC) Issue 8.0, Sections 4.3.5, MO Information Disclosure and Confidentiality Manual Issue 7.0 – Market Information Catalogue	Public Website	100%	5	100%	5	100%	5	100%	5
11. SO Post Dispatch Reports	Dispatch Protocol Issue 21.0, Section 11.8.6	Public website	100%	5	100%	5	100%	5	100%	5
12. WESM Merit Order Table (WMOT)	Dispatch Protocol Issue 21.0, Section 10.7.2	Public website	100%	5	100%	5	100%	5	100%	5
13. New Metering Installation of the MSP / Metering Masterfile	Metering Standards and Procedures Issue 16, Section 4.5 and 10.5	Public website	100%	5	100%	5	100%	5	100%	5
14. Summary of the pricing error notices issued for that trading day	Manual – Constraint Violation Coefficients (CVC) Issue 8.0, Sections 6.2.2	Public website	100%	5	100%	5	100%	5	100%	5
15. Complete list of the pricing errors that occurred during the billing period and results of the manual pricing re-run, including the resulting market prices.	WESM Rules Clause 3.11.1.1, Manual - Constraint Violation Coefficients (CVC) Issue 8.0, Section 6.4.1, MO Information Disclosure Manual Issue 7.0 – Market Information Catalogue	(MPCR) Public website (DIPCEF) Public website	100%	5	100%	5	100%	5	100%	5
16. Rental Information	WESM Rule 3.12.2	FTR-related publication. To be rated upon	Not rated	Not rated	Not rated	Not rated	Not rated	Not rated	Not rated	Not rated

Publication	Rules/Manual References	Location / Remarks	For Quarter 26 Jun – 25 Sep 2026				YTD as of 25 Sep 2026			
			Availability		Timeliness		Availability		Timeliness	
			Score	Rating	Score	Rating	Score	Rating	Score	Rating
		FTR implementation								
17. Over-riding Constraints, Contingency Limits and outage schedules	Dispatch Protocol Issue 21.0, Section 7.11	Public website	100%	5	100%	5	100%	5	100%	5
18. Real-Time System Condition or System Operator Advisory on Transmission System conditions	MO Information Disclosure and Confidentiality Manual Issue 7.0 – Market Information Catalogue	Public website	100%	5	100%	5	100%	5	100%	5
19. Energy and Reserve Prices	MO Information Disclosure and Confidentiality Manual Issue 7.0 – Market Information Catalogue	(AP) Public website (LWAP/GWAP) Public website (MP) Public website (STLPRICE) Public website	100%	5	100%	5	100%	5	100%	5
20. Settlement information to enable a WESM Participant to recreate or independently verify its settlements.	WESM Rules Clause 3.11.1.1 (i)	CRSS	100%	5	Not rated	Not rated	100%	5	Not rated	Not rated

Publication	Rules/Manual References	Location / Remarks	For Quarter 26 Jun – 25 Sep 2026				YTD as of 25 Sep 2026			
			Availability		Timeliness		Availability		Timeliness	
			Score	Rating	Score	Rating	Score	Rating	Score	Rating
21. Unpaid settlement amounts as of month-end, specific WESM member that failed to pay settlement amounts as of month-end	MO Information Disclosure and Confidentiality Manual Issue 7.0 – Market Information Catalogue	Public website (Publication to start for January 2022 billing month)	100%	5	100%	5	100%	5	100%	5
22. Register of Market Participants	WESM Rule Clause 1.3.1.1 (f), 5.2.3 (a), (c) and (d), and 2.5.7, MO Information Disclosure and Confidentiality Manual Issue 7.0 – Market Information Catalogue, Manual - Registration, Suspension and De-registration Criteria and Procedures Issue 18.0, Sections 2.11.1.1, 2.11.1.4, 5.2.3.2, 5.7.3.4	(WESM Participants) Public website (Retail Market Participants) Public website	100%	5	100%	5	100%	5	100%	5
23. Register of all Applicants	WESM Rules Clause 2.5.7, and 5.2.3 (a) and (b), Manual - Registration Suspension and De-registration Criteria and Procedures Issue 18.0, Sections 2.11.1.1, 2.11.1.2 and 2.11.1.3	(WESM Applicants) Public website (Retail Market Applicants) Public website	100%	5	Not rated	Not rated	100%	5	Not rated	Not rated
24. Suspension Notice	WESM Rules Clause 3.15.8.1 and 3.15.8.6, Manual – Billing and Settlement Issue 15.0, Sections, 8.1.1(b), 8.1.1(e), 8.1.2(b) and Appendix I, Manual - Registration, Suspension and De-	Public website Newspaper	n/a	n/a	Not rated	Not rated	100%	5	Not rated	Not rated

Publication	Rules/Manual References	Location / Remarks	For Quarter 26 Jun – 25 Sep 2026				YTD as of 25 Sep 2026			
			Availability		Timeliness		Availability		Timeliness	
			Score	Rating	Score	Rating	Score	Rating	Score	Rating
	registration Criteria and Procedures Issue 18.0, Sections 2.11.1.5, 4.3.1.1 and 4.5.2									
25. Notice of De-registration/De-registration Notice	WESM Rules Clause 4.7.5, 3.15.8.6 (b), Manual - Registration, Suspension and De-registration Criteria and Procedures Issue 18.0, Sections 2.11.1.4 and 5.4.2.4, Manual - Billing and Settlement Issue 15.0 Section 8.1.1(e)	Public website	n/a	n/a	n/a	n/a	100%	5	100%	5
26. Registration Notices	WESM Rules Clause 2.6.3, Manual - Registration, Suspension and De-registration Criteria and Procedures Issue 18.0 Sections 5.2.3.1, 5.7.3.4	Public website	100%	5	Not rated	Not rated	100%	5	Not rated	Not rated
27. Contracting Parameters from Suppliers, Local Suppliers and Suppliers of Last Resort	Retail Manual - Registration Criteria and Procedures Issue 4.0, Section 2.2.3	Public website	100%	5	Not rated	Not rated	100%	5	Not rated	Not rated
28. Retail Registration Forms and Templates Form for Customer Information for Registration of Contestable Customers	Retail Rules Clause 2.3.1.2, Retail Manual - Registration Criteria and Procedures Issue 4.0, Sections 2.2.1,3.2.1, 3.3.1, 3.3.2, 4.2.2 and 5.2	Public website	100%	5	Not rated	Not rated	100%	5	Not rated	Not rated

Publication	Rules/Manual References	Location / Remarks	For Quarter 26 Jun – 25 Sep 2026				YTD as of 25 Sep 2026			
			Availability		Timeliness		Availability		Timeliness	
			Score	Rating	Score	Rating	Score	Rating	Score	Rating
• Documents and Information for Registration of Contestable Customers • Documents and information for Registration of Contestable Customers as Direct WESM Member • Documents and Information for Registration of Metering Services Providers Retail Registration Forms and Templates • Documents and information for Registration of Suppliers										
29. Customer information and the corresponding service fees	Retail Rules Clause 2.3.2.1 and 2.3.2.3	Public website	100%	5	Not rated	Not rated	100%	5	Not rated	Not rated
30. Additional Compensation Statements	Manual – Billing and Settlement 15.0, Section 10.4.8	Public website	100%	5	100%	5	100%	5	100%	5

Appendix C. Forecast Accuracy Exclusion

A total of 26,582 intervals were excluded in the calculation of RTD Luzon and RTD Visayas for the period 26 September 2025 to 25 September 2026 due to the following reasons:

Measures	Reason for Exclusion	For Quarter 26 Jun – 25 Sep 2026	YTD as of 25 Sep 2026	Remarks
		No. of Trading Intervals	No. of Trading Intervals	
RTD Luzon	Market Suspension	n/a	10,368	Missing intervals on (i) 01 October 2025 at 0300h to 0310h, and (ii) 09 October 2025 at 1700h, 1750h to 1755h were due to the MO-initiated Market Intervention caused by the failure to generate Real-time Dispatch (RTD) schedules
	Market Intervention	n/a	335	
	Generator Tripping	24	74	
	Line Tripping	n/a	6	
	Load Dropping	n/a	15	
	Real-Time Data Issue	33	105	
	Missing	n/a	6	
	Total	57	10,909	
RTD Visayas	Market Suspension	n/a	10,776	
	Market Intervention	2,604	3,897	
	Generator Tripping	44	155	
	Line Tripping	16	135	
	Load Tripping	36	350	
	Load Dropping	40	177	
	Real-Time Data Issue	10	177	
	Missing	n/a	6	
	Total	2,750	15,673	

A total of 319,187 intervals were excluded for the calculation of HAP Luzon and HAP Visayas for the period 26 September 2025 to 25 September 2026 due to the following reasons:

Measures	Reason for Exclusion	For Quarter 26 Jun – 25 Sep 2026	YTD as of 25 Sep 2026	Remarks
		No. of Trading Intervals	No. of Trading Intervals	
HAP Luzon	Market Suspension	n/a	124,338	Missing intervals were due to (i) HAP run time out; and (ii) MO-initiated Market Intervention on 09 October 2025 caused by failure to generate Real-time Dispatch (RTD) schedules
	Market Intervention	n/a	3,802	
	Generator Tripping	288	888	
	Line Tripping	n/a	72	
	Load Dropping	n/a	180	
	Real-Time Data Issue	396	1,260	
	Missing	48	492	
	Total	732	131,032	
HAP Visayas	Market Suspension	n/a	129,234	
	Market Intervention	31,248	46,546	
	Generator Tripping	528	1,860	
	Line Tripping	192	1,620	
	Load Tripping	432	4,155	
	Load Dropping	480	2,124	
	Real-Time Data Issue	120	2,124	
	Missing	48	492	
	Total	33,048	188,155	

A total of 9,680 intervals were excluded for the calculation of DAP Luzon and DAP Visayas for the period 26 September 2025 to 25 September 2026 due to the following reason:

Measures	Reason for Exclusion	For Quarter 26 Jun 2025 – 25 Sep 2026	YTD as of 25 Sep 2026	Remarks
		No. of Trading Intervals	No. of Trading Intervals	
DAP Luzon	Market Suspension	n/a	3,460	
	Market Intervention	n/a	168	
	Generator Tripping	20	56	
	Line Tripping	n/a	8	
	Load Dropping	n/a	12	
	Real-Time Data Issue	28	92	
	Total	48	3,796	
DAP Visayas	Market Suspension	n/a	3,596	
	Market Intervention	988	1,556	
	Generator Tripping	36	120	
	Line Tripping	16	92	
	Load Tripping	28	264	
	Load Dropping	32	136	
	Real-Time Data Issue	8	120	
	Total	1,108	5,884	

Appendix C. Market Intervention events attributable to MO
For the period 26 September 2025 to 25 September 2026

Date	Time of MI Event	Count of Trading Intervals	Region	Reason/Remarks
09 October 2025	1705h	One (1) trading interval	Luzon, Visayas and Mindanao	Market Operator (MO) initiated Market Intervention in Luzon, Visayas and Mindanao due to failure to generate Real-time Dispatch (RTD) schedules
09 October 2025	1755h to 1800h	Two (2) trading intervals	Luzon, Visayas and Mindanao	
13 December 2025	1325h	One (1) trading interval	Luzon, Visayas and Mindanao	
12 January 2026	1440h	One (1) trading interval	Luzon, Visayas and Mindanao	
13 February 2026	0215h	One (1) trading interval	Luzon, Visayas and Mindanao	
15 February 2026	0805h	One (1) trading interval	Luzon, Visayas and Mindanao	
23 February 2026	2105h to 2230h	Eighteen (18) trading interval	Luzon, Visayas and Mindanao	
15 March 2026	0705h	One (1) trading interval	Luzon, Visayas and Mindanao	
09 June 2026	2225h	One (1) trading interval	Luzon, Visayas and Mindanao	